Sep.1.2020 Copyright 2020 HIROSE ELECTRIC CO., LTD. All Rights Reserved.
In case of consideration for using Automotive equipment / device which demand high reliability, kindly contact our sales window correspondents.

	COUNT	DESCRIPTION OF REVISIONS	BY	CHKD	DATE		COUNT	DESCRIPTION OF REVISIONS	BY	CHKD	DATE
△					. .	△					. .
△					. .	△					. .
△					. .	△					. .

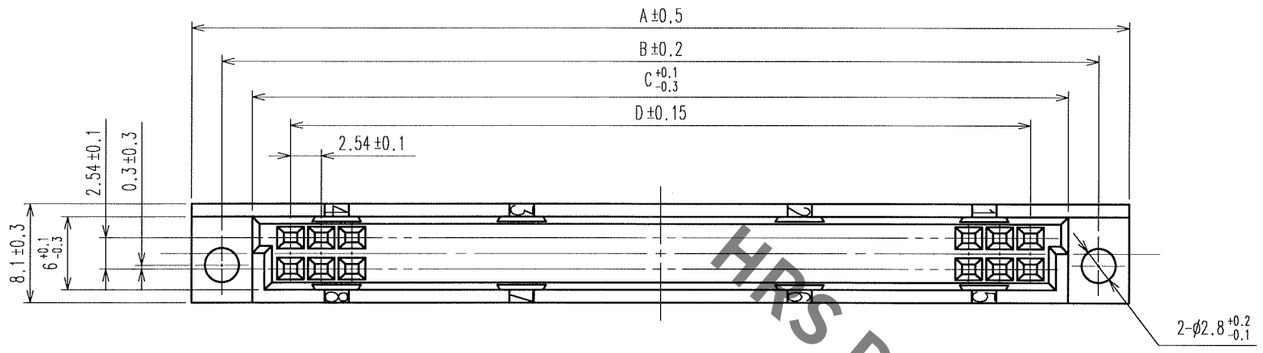

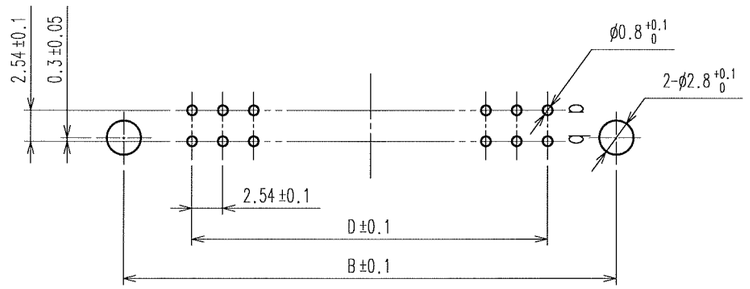

RECCOMMENDED P.C.B HOLE PATTERN (t=1.6± 0.1)

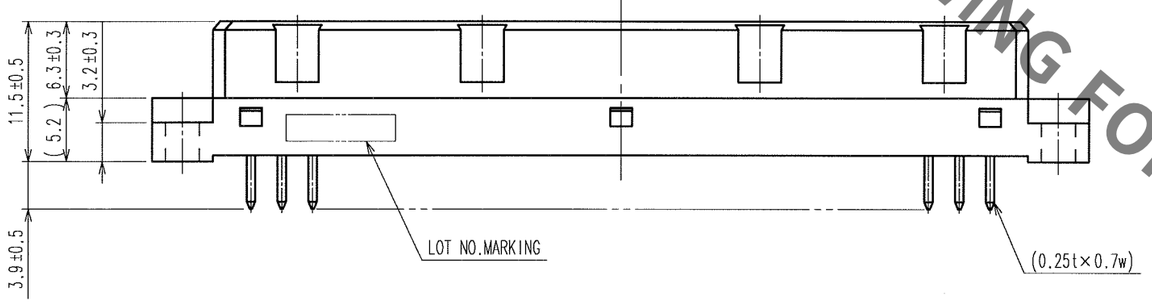

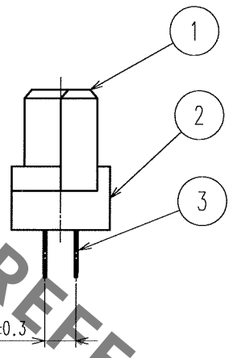

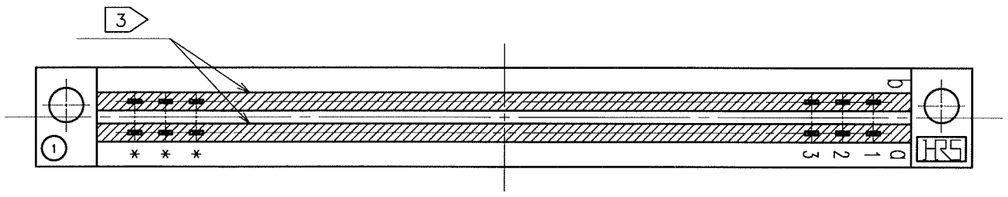

HRS No.	PART NO.	NUMBER OF CONTACT	A	B	C	D
583-0226-1-72	PCN10C-16S-2.54DSA(72)	16	34.04	29.04	24.04	17.78
583-0079-9-72	PCN10C-20S-2.54DSA(72)	20	39.12	34.12	29.12	22.86
583-0033-8-72	PCN10C-32S-2.54DSA(72)	32	54.36	49.36	44.36	38.10
583-0034-0-72	PCN10C-44S-2.54DSA(72)	44	69.60	64.60	59.60	53.34
583-0035-3-72	PCN10C-50S-2.54DSA(72)	50	77.22	72.22	67.22	60.96
583-0036-6-72	PCN10C-64S-2.54DSA(72)	64	95.00	90.00	85.00	78.74
583-0037-9-72	PCN10C-90S-2.54DSA(72)	90	128.02	123.02	118.02	111.76
583-0112-2-72	PCN10C-100S-2.54DSA(72)	100	140.72	135.72	130.72	124.46

NOTES 1 AS FOR JULY,2005.
2 THE DIMENSION IN PARENTHESIS IS FOR REFERENCE.
3 EPOXY RESIN FOR FLUX MIGRATION PREVENTION IS FILLED AT THE INDICATED POSITION.

NO.	MATERIAL	FINISH, REMARKS
3	COPPER ALLOY	(CONTACT AREA) Ni1μm+Au0.2μm
		(DIP AREA) Ni1μm+Sn1μm
1,2	PBT	GRAY UL94V-O

CODE NO.(OLD)	DRAWN	DESIGNED	CHECKED	APPROVED	RELEASED
CL	H.Saitou 05.07.19	H.Saitou 05.07.19	H.Tomioka 05.07.20	K.Hayama 05.07.21	. .

SCALE	DRAWING NO.	PART NO.
2 : 1	EDC3-154678-01	PCN10C-**S-2.54DSA(72)
UNITS mm	HRS HIROSE ELECTRIC CO., LTD	CODE NO. CL583 1/1

TO
PCK

FORM NO.229

HRS DRAWING FOR REFERENCE