

© FREESCALE SEMICONDUCTOR, INC.  
ALL RIGHTS RESERVED.

# MECHANICAL OUTLINE

PRINT VERSION NOT TO SCALE

TITLE:

52LD TQFP  
10 X 10 PKG, 0.65 PITCH, 1.4 THICK

DOCUMENT NO: 98ASS23228W

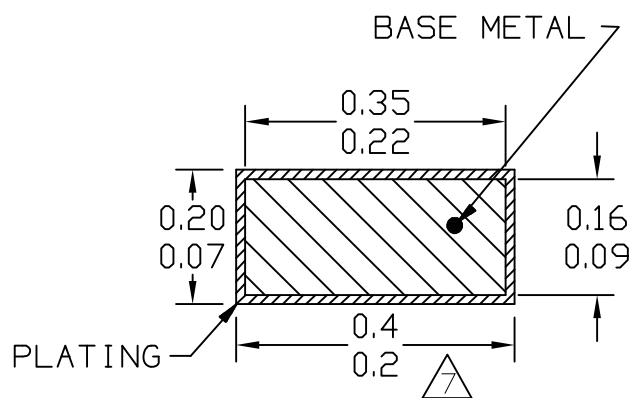
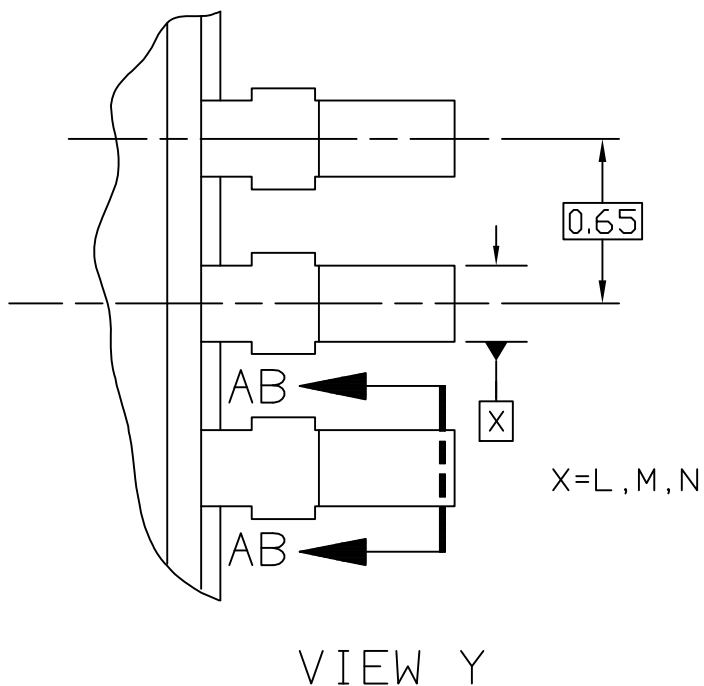
REV: F

CASE NUMBER: 848D-03

05 MAY 2005

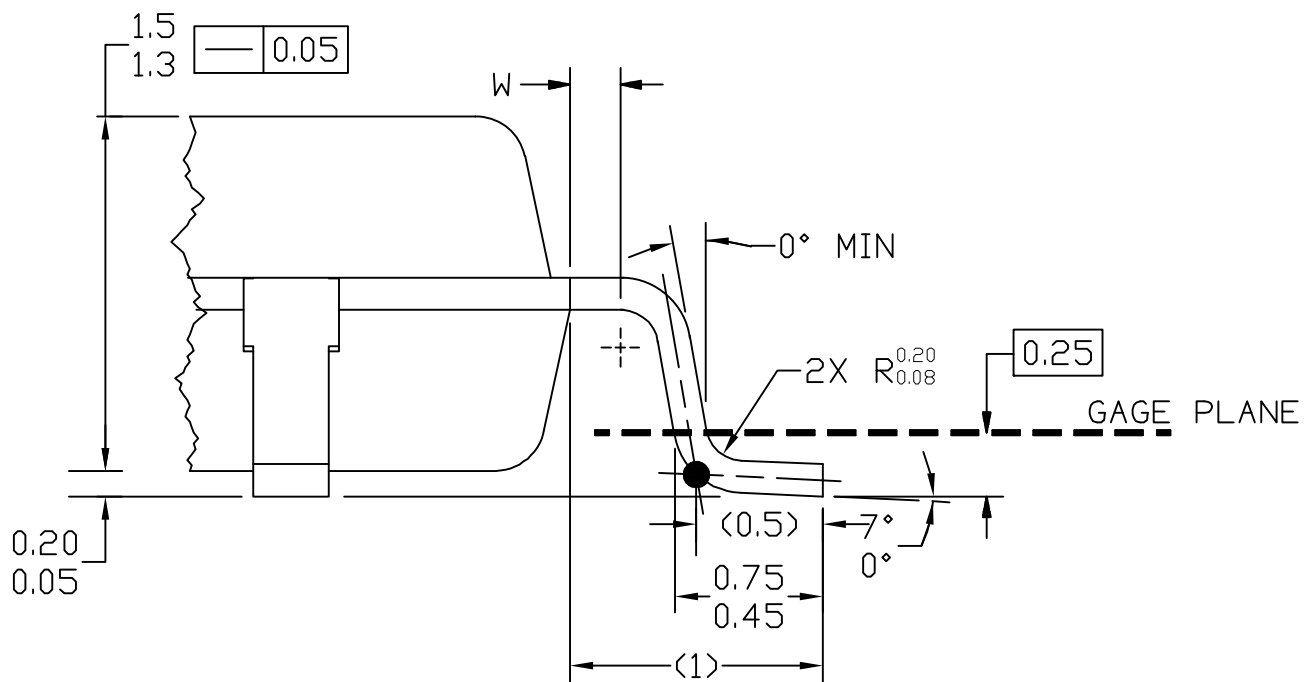
STANDARD: NON-JEDEC





$\oplus 0.13 \text{ (M) } T L-M N$

SECTION AB-AB  
ROTATED 90° CLOCKWISE



© FREESCALE SEMICONDUCTOR, INC.  
ALL RIGHTS RESERVED.

**MECHANICAL OUTLINE**

PRINT VERSION NOT TO SCALE

TITLE:  
52LD TQFP  
10 X 10 PKG, 0.65 PITCH, 1.4 THICK

DOCUMENT NO: 98ASS23228W

REV: F

CASE NUMBER: 848D-03

05 MAY 2005

STANDARD: NON-JEDEC



## NOTES

1. DIMENSIONS AND TOLERANCING PER ASME Y14.5M. 1994.
2. CONTROLLING DIMENSION: MILLIMETER.
3. DATUM PLANE H IS LOCATED AT BOTTOM OF LEAD AND IS COINCIDENT WITH THE LEAD WHERE THE LEAD EXITS THE PLASTIC BODY AT THE BOTTOM OF THE PARTING LINE.

4. DATUMS L, M, AND N TO BE DETERMINED AT DATUM PLANE H.

5. DIMENSIONS TO BE DETERMINED AT SEATING PLANE T.

6. DIMENSIONS DO NOT INCLUDE MOLD PROTRUSION. ALLOWABLE PROTRUSION IS 0.25 PER SIDE. DIMENSIONS DO INCLUDE MOLD MISMATCH AND ARE DETERMINED AT DATUM PLANE H.

7. DIMENSION DOES NOT INCLUDE DAMBAR PROTRUSION. DAMBAR PROTRUSION SHALL NOT CAUSE THE LEAD WIDTH TO EXCEED 0.46. MINIMUM SPACE BETWEEN PROTRUSION AND ADJACENT LEAD OR PROTRUSION 0.07.

© FREESCALE SEMICONDUCTOR, INC.  
ALL RIGHTS RESERVED.

### MECHANICAL OUTLINE

PRINT VERSION NOT TO SCALE

TITLE:  
52LD TQFP  
10 X 10 PKG, 0.65 PITCH, 1.4 THICK

DOCUMENT NO: 98ASS23228W

REV: F

CASE NUMBER: 848D-03

05 MAY 2005

STANDARD: NON-JEDEC