

REVISIONS		DATE	BY	APPV
C4	DETAILS SEE PEN E-16-001359	28JAN2016	MAH	GILC
C5	DETAILS SEE PEN E-16-006710	09MAY2016	MAH	GILC
C6	DETAILS SEE PEN E-17-013146	30AUG2017	HD	GILC
C7	DETAILS SEE PEN E-17-017363	19DEC2017	MAH	GILC

WAS EGATN05327-0011  
War

GROUP Gruppe	A 114-18743-1			B 114-18739-1			C 114-18740-1					
INTERFACE Schnittstelle												
PICTURE Abbildung												
NUMBER OF POLES / Polzahl	2POS. / 2pol.	3POS. / 3pol.	2POS. / 2pol.	4POS. / 4pol.	6POS. / 6pol.	6POS. / 6pol.	8POS. / 8pol.	7POS. / 7pol.	2POS. / 2pol.			
CONTACT SYSTEM / Kontaktsystem	AMP MCP2.8	AMP MCP1.5k	AMP MCP1.5k	AMP MCP2.8	AMP MCP1.5k	AMP MCP2.8	AMP MCP1.5k	AMP MCP1.5k/2.8 MIX	AMP MCP 6.3/4.8k			
TE PART NUMBER (BASIC)	PN: 1418483	PN: 1418448	PN: X-1418448-2	PN: 1418390	PN: 1418469	PN: 1418437	PN: 1418479	PN: 1418480	PN: 1564542			
TE Bestellnummer (Basis)												
CONTACT DRAWING SEALED	1355036 WIRE SIZE: MAX. 2.5mm <sup>2</sup>	1241436 WIRE SIZE: MAX. 1.5mm <sup>2</sup>	1241436 WIRE SIZE: MAX. 1.5mm <sup>2</sup>	1355036 WIRE SIZE: MAX. 2.5mm <sup>2</sup>	1241436 WIRE SIZE: MAX. 1.5mm <sup>2</sup>	1355036 WIRE SIZE: MAX. 2.5mm <sup>2</sup>	1241436 WIRE SIZE: MAX. 1.5mm <sup>2</sup>	1355036 WIRE SIZE: MAX. 2.5mm <sup>2</sup>	1241438 WIRE SIZE: MAX. 6.0mm <sup>2</sup>			
Kontaktzeichnung gedichtet												
PICTURE Abbildung												
NUMBER OF POLES / Polzahl	2 POS. / 2pol.	3 POS. / 3pol.	2 POS. / 2pol.	4 POS. / 4pol.	6 POS. / 6pol.	6POS. / 6pol.	8 POS. / 8pol.	7 POS. / 7pol.	2 POS. / 2pol.			
TAB SIZE / TAB Groesse	2.8mm x 0.8mm	1.6mm x 0.6mm	1.6mm x 0.6mm	2.8mm x 0.8mm	1.6mm x 0.6mm	2.8mm x 0.8mm	1.6mm x 0.6mm	1.6mm x 0.6mm 2.8mm x 0.8mm	5.8mm x 0.8mm			
TE PART NUMBER (BASIC)	PN: 1703841	PN: 1703843	PN: TBD	PN: 1703808	PN: 1703820	PN: TBD	PN: 1564416	PN: 1670214	PN: 1564546			
TE Bestellnummer (Basis)												
PRODUCT FEATURES Produktmerkmal	HOUSING WITH FLANGE Flanschgehäuse	HOUSING WITH FLANGE Flanschgehäuse	HOUSING WITH FLANGE Flanschgehäuse	HOUSING WITH FLANGE Flanschgehäuse	HOUSING WITH FLANGE Flanschgehäuse	HOUSING WITH FLANGE Flanschgehäuse	HOUSING WITH FLANGE Flanschgehäuse	HOUSING WITH FLANGE Flanschgehäuse	HOUSING WITH FLANGE Flanschgehäuse			
CONTACT DRAWING SEALED	1355052 WIRE SIZE: MAX. 2.5mm <sup>2</sup>	1355055 WIRE SIZE: MAX. 1.5mm <sup>2</sup>	1355055 WIRE SIZE: MAX. 1.5mm <sup>2</sup>	1355052 WIRE SIZE: MAX. 2.5mm <sup>2</sup>	1355055 WIRE SIZE: MAX. 1.5mm <sup>2</sup>	1355052 WIRE SIZE: MAX. 2.5mm <sup>2</sup>	1355055 WIRE SIZE: MAX. 1.5mm <sup>2</sup>	1355055 WIRE SIZE: MAX. 1.5mm <sup>2</sup>	1241895 WIRE SIZE: MAX. 6.0mm <sup>2</sup>			
Kontaktzeichnung gedichtet												
PICTURE Abbildung												
NUMBER OF POLES / Polzahl	2 POS. / 2pol.	3 POS. / 3pol.	2 POS. / 2pol.	4 POS. / 4pol.	6 POS. / 6pol.	6POS. / 6pol.	8 POS. / 8pol.	7 POS. / 7pol.	2 POS. / 2pol.			
TAB SIZE / TAB Groesse	2.8mm x 0.8mm	1.6mm x 0.6mm	1.6mm x 0.6mm	2.8mm x 0.8mm	1.6mm x 0.6mm	2.8mm x 0.8mm	1.6mm x 0.6mm	1.6mm x 0.6mm 2.8mm x 0.8mm	5.8mm x 0.8mm			
TE PART NUMBER (BASIC)	PN: 1703839	PN: 1670730	PN: TBD	PN: 1703818	PN: 1703773	PN: TBD	PN: 1564512	PN: 1703648	PN: 1564544			
TE Bestellnummer (Basis)												
PRODUCT FEATURES Produktmerkmal	-	-	-	-	-	-	-	-	-			
CONTACT DRAWING Kontaktzeichnung	1355052 WIRE SIZE: MAX. 2.5mm <sup>2</sup>	1355055 WIRE SIZE: MAX. 1.5mm <sup>2</sup>	1355055 WIRE SIZE: MAX. 1.5mm <sup>2</sup>	1355052 WIRE SIZE: MAX. 2.5mm <sup>2</sup>	1355055 WIRE SIZE: MAX. 1.5mm <sup>2</sup>	1355052 WIRE SIZE: MAX. 2.5mm <sup>2</sup>	1355055 WIRE SIZE: MAX. 1.5mm <sup>2</sup>	1355055 WIRE SIZE: MAX. 1.5mm <sup>2</sup>	1241895 WIRE SIZE: MAX. 6.0mm <sup>2</sup>			
Kontaktzeichnung gedichtet												

ACCESSORIES SEE PAGE 3  
Zubehoer siehe Seite 3

THIS DRAWING IS NOT SUBJECT TO CONSTANT CHANGING SERVICE AND DOES NOT LAY CLAIM TO BE COMPLETE. FOR DEFINITE SPECIFICATION SEE RESPECTIVE TE CUSTOMER DRAWINGS. FURTHER VERSIONS ON INQUIRY.  
Diese Zeichnung unterliegt nicht dem ständigen Änderungsdienst und erhebt keinen Anspruch auf Vollständigkeit. Verbindliche Angaben sind der jeweiligen TE-Kundenzeichnung zu entnehmen. Weitere Ausführungen auf Anfrage.

THIS DRAWING IS A CONTROLLED DOCUMENT. Dieses Dokument ist ein kontrolliertes Dokument. REVISIONS: 01 DEC 2007 APPROVED BY: J. Gratzsch DATE: 07 DEC 2007		DAN U. Bischoff 07DEC2007 J. Gratzsch 07DEC2007 C. Ederwald 05-34-020 APPLICATION SPEC 114-18740-1 MATERIAL: - FINISH: -
---	--	---

<b>STE</b> TE Connectivity PRODUCT GROUP DRAWING: HDSCS Produktgruppenzeichnung: HDSCS (Heavy Duty Sealed Connector Series)		SITE: A0 CASE CODE: 00779 DRAWING NO.: 1563709 SCALE: 1:1 SHEET: 1 OF: 3 REV: C7
--	--	--

REV. NO.	DATE	BY	APPV.
1	07DEC2007	J. Granzow	

WAS EGATN05327-0011  
War

GROUP Gruppe	<b>D</b> 114-18807-1				<b>E</b> 114-18799-1								
INTERFACE Schnittstelle													
PICTURE Abbildung													
NUMBER OF POLES / Polzahl	8 POS. / 8pol.	12 POS. / 12pol.	10 POS. / 10pol.	4 POS. / 4pol.	12 POS. / 12pol.	18 POS. / 18pol.	16 POS. / 16pol.	15 POS. / 15pol.	4 POS. / 4pol.	8 POS. / 8pol.	6 POS. / 6pol.	8 POS. / 8pol.	6 POS. / 6pol.
CONTACT SYSTEM / Kontaktsystem	AMP MCP2.8	AMP MCP1.5k	AMP MCP1.5k/2.8 MIX	AMP MCP1.5k/6.3 MIX	AMP MCP2.8	AMP MCP1.5k	AMP MCP1.5k/2.8 MIX	AMP MCP1.5k/2.8 MIX	AMP MCP6.3/4.8	AMP MCP2.8/6.3 MIX	AMP MCP2.8/6.3 MIX	AMP MCP2.8/6.3 MIX	AMP MCP2.8/6.3 MIX
TE PART NUMBER (BASIC) TE Bestellnummer (Basis)	PN: 1670894	PN: 1703639	PN: 1564514	PN: 2208157	PN: 1670901	PN: 1563759	PN: 1564337	PN: 1563878	PN: 1564330	PN: 2299782	PN: X-2299782-2	PN: 2299782	PN: X-2299782-2
CONTACT DRAWING SEALED Kontaktzeichnung gedichtet	1355036 WIRE SIZE: MAX. 2.5mm <sup>2</sup>	1241436 WIRE SIZE: MAX. 1.5mm <sup>2</sup>	1355036 WIRE SIZE: MAX. 2.5mm <sup>2</sup>	1241438 WIRE SIZE: MAX. 6.0mm <sup>2</sup>	1355036 WIRE SIZE: MAX. 2.5mm <sup>2</sup>	1241436 WIRE SIZE: MAX. 1.5mm <sup>2</sup>	1355036 WIRE SIZE: MAX. 2.5mm <sup>2</sup>	1355036 WIRE SIZE: MAX. 2.5mm <sup>2</sup>	1241438 WIRE SIZE: MAX. 6.0mm <sup>2</sup>	1241438 WIRE SIZE: MAX. 6.0mm <sup>2</sup>	1241438 WIRE SIZE: MAX. 6.0mm <sup>2</sup>	1355036 WIRE SIZE: MAX. 2.5mm <sup>2</sup>	1355036 WIRE SIZE: MAX. 2.5mm <sup>2</sup>
PICTURE Abbildung													
NUMBER OF POLES / Polzahl	8 POS. / 8pol.	12 POS. / 12pol.	10 POS. / 10pol.	4 POS. / 4pol.	12 POS. / 12pol.	18 POS. / 18pol.	16 POS. / 16pol.	15 POS. / 15pol.	4 POS. / 4pol.	8 POS. / 8pol.	6 POS. / 6pol.	8 POS. / 8pol.	6 POS. / 6pol.
TAB SIZE / TAB Groesse	2.8mm x 0.8mm	1.6mm x 0.6mm	1.6mm x 0.6mm 2.8mm x 0.8mm	1.6mm x 0.6mm 5.8mm x 0.8mm	2.8mm x 0.8mm	1.6mm x 0.6mm	1.6mm x 0.6mm 2.8mm x 0.8mm	1.6mm x 0.6mm 2.8mm x 0.8mm	5.8mm x 0.8mm	2.8mm x 0.8mm 5.8mm x 0.8mm	2.8mm x 0.8mm 5.8mm x 0.8mm	2.8mm x 0.8mm 5.8mm x 0.8mm	2.8mm x 0.8mm 5.8mm x 0.8mm
TE PART NUMBER (BASIC) TE Bestellnummer (Basis)	PN: TBD	PN: 1564520	PN: 1564518	PN: TBD	PN: TBD	PN: 1564526	PN: 1564407	PN: 1564532	PN: 1564536	PN: TBD	PN: TBD	PN: TBD	PN: TBD
PRODUCT FEATURES Produktmerkmal	HOUSING WITH FLANGE Flanschgehäuse	HOUSING WITH FLANGE Flanschgehäuse	HOUSING WITH FLANGE Flanschgehäuse	HOUSING WITH FLANGE Flanschgehäuse	HOUSING WITH FLANGE Flanschgehäuse	HOUSING WITH FLANGE Flanschgehäuse	HOUSING WITH FLANGE Flanschgehäuse	HOUSING WITH FLANGE Flanschgehäuse	HOUSING WITH FLANGE Flanschgehäuse	HOUSING WITH FLANGE Flanschgehäuse	HOUSING WITH FLANGE Flanschgehäuse	HOUSING WITH FLANGE Flanschgehäuse	HOUSING WITH FLANGE Flanschgehäuse
CONTACT DRAWING Kontaktzeichnung Kontaktzeichnung gedichtet	1355052 WIRE SIZE: MAX. 2.5mm <sup>2</sup>	1355055 WIRE SIZE: MAX. 1.5mm <sup>2</sup>	1355055 WIRE SIZE: MAX. 1.5mm <sup>2</sup>	1355055 WIRE SIZE: MAX. 1.5mm <sup>2</sup>	1355052 WIRE SIZE: MAX. 2.5mm <sup>2</sup>	1355055 WIRE SIZE: MAX. 1.5mm <sup>2</sup>	1355055 WIRE SIZE: MAX. 1.5mm <sup>2</sup>	1355055 WIRE SIZE: MAX. 1.5mm <sup>2</sup>	1355055 WIRE SIZE: MAX. 1.5mm <sup>2</sup>	1241895 WIRE SIZE: MAX. 6.0mm <sup>2</sup>	1355052 WIRE SIZE: MAX. 2.5mm <sup>2</sup>	1355052 WIRE SIZE: MAX. 2.5mm <sup>2</sup>	1355052 WIRE SIZE: MAX. 2.5mm <sup>2</sup>
PICTURE Abbildung													
NUMBER OF POLES / Polzahl	8 POS. / 8pol.	12 POS. / 12pol.	10 POS. / 10pol.	4 POS. / 4pol.	12 POS. / 12pol.	18 POS. / 18pol.	16 POS. / 16pol.	15 POS. / 15pol.	4 POS. / 4pol.	8 POS. / 8pol.	6 POS. / 6pol.	8 POS. / 8pol.	6 POS. / 6pol.
TAB SIZE / TAB Groesse	2.8mm x 0.8mm	1.6mm x 0.6mm	1.6mm x 0.6mm 2.8mm x 0.8mm	1.6mm x 0.6mm 5.8mm x 0.8mm	2.8mm x 0.8mm	1.6mm x 0.6mm	1.6mm x 0.6mm 2.8mm x 0.8mm	1.6mm x 0.6mm 2.8mm x 0.8mm	5.8mm x 0.8mm	2.8mm x 0.8mm 5.8mm x 0.8mm	2.8mm x 0.8mm 5.8mm x 0.8mm	2.8mm x 0.8mm 5.8mm x 0.8mm	2.8mm x 0.8mm 5.8mm x 0.8mm
TE PART NUMBER (BASIC) TE Bestellnummer (Basis)	PN: 1564522	PN: 1564414	PN: 1564516	PN: TBD	PN: TBD	PN: 1564412	PN: 1564528	PN: 1564530	PN: 1564534	PN: TBD	PN: TBD	PN: TBD	PN: TBD
PRODUCT FEATURES Produktmerkmal	-	-	-	-	-	-	-	-	-	-	-	-	-
CONTACT DRAWING Kontaktzeichnung Kontaktzeichnung gedichtet	1355052 WIRE SIZE: MAX. 2.5mm <sup>2</sup>	1355055 WIRE SIZE: MAX. 1.5mm <sup>2</sup>	1355055 WIRE SIZE: MAX. 1.5mm <sup>2</sup>	1355055 WIRE SIZE: MAX. 1.5mm <sup>2</sup>	1355052 WIRE SIZE: MAX. 2.5mm <sup>2</sup>	1355055 WIRE SIZE: MAX. 1.5mm <sup>2</sup>	1355055 WIRE SIZE: MAX. 1.5mm <sup>2</sup>	1355055 WIRE SIZE: MAX. 1.5mm <sup>2</sup>	1355055 WIRE SIZE: MAX. 1.5mm <sup>2</sup>	1241895 WIRE SIZE: MAX. 6.0mm <sup>2</sup>	1355052 WIRE SIZE: MAX. 2.5mm <sup>2</sup>	1355052 WIRE SIZE: MAX. 2.5mm <sup>2</sup>	1355052 WIRE SIZE: MAX. 2.5mm <sup>2</sup>

ACCESSORIES SEE PAGE 3  
Zubehoer siehe Seite 3

THIS DRAWING IS NOT SUBJECT TO CONSTANT CHANGING SERVICE AND DOES NOT LAY CLAIM TO BE COMPLETE. FOR DEFINITE SPECIFICATION SEE RESPECTIVE TE CUSTOMER DRAWINGS. FURTHER VERSIONS ON INQUIRY.

Diese Zeichnung unterliegt nicht dem ständigen Änderungsdienst und erhebt keinen Anspruch auf Vollständigkeit. Verbindliche Angaben sind der jeweiligen TE-Kundenzeichnung zu entnehmen. Weitere Ausführungen auf Anfrage.

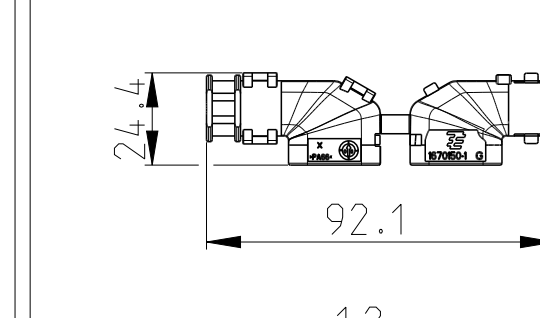
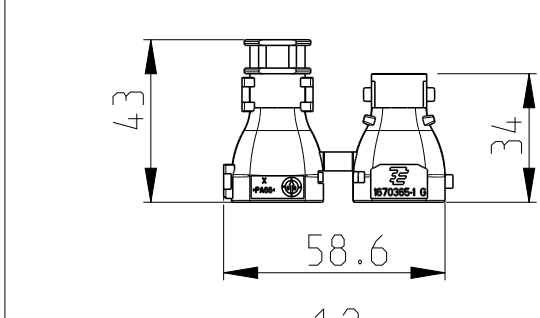
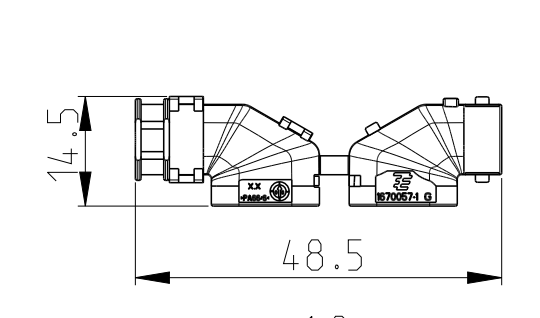
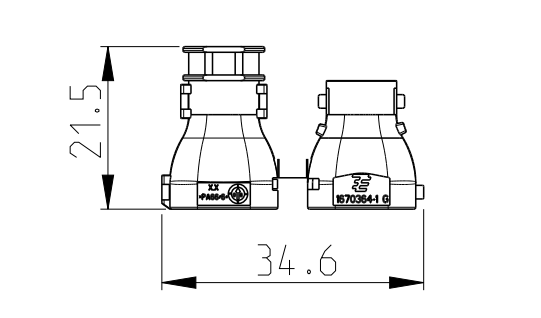
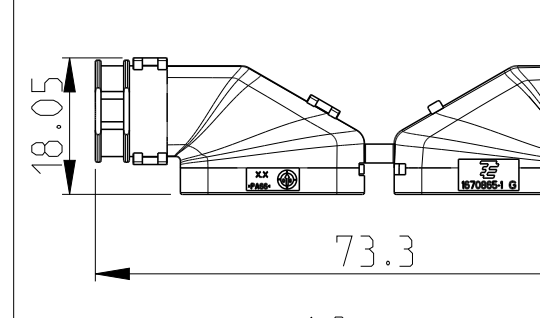
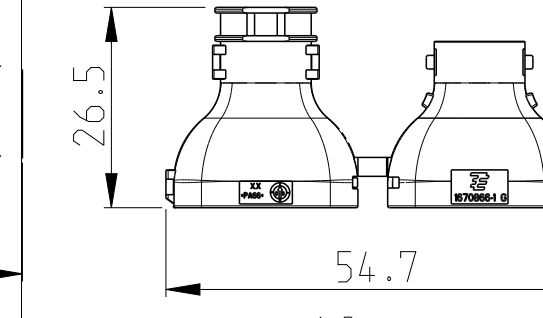
THIS DRAWING IS A CONTROLLED DOCUMENT. DATE: 07DEC2007. DRAWN BY: D. Bischoff. CHECKED BY: J. Granzow. APPROVED BY: C. Ederwirth. PRODUCT SPEC: 105-34.020. APPLICATION SPEC: 114-18799-1. MATERIAL: -.

DATE: 07DEC2007. DRAWING NO: 114-18799-1. SCALE: 1:1. SHEET: 2 OF 3. REV: C7.

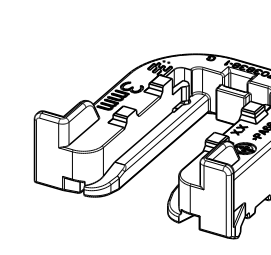
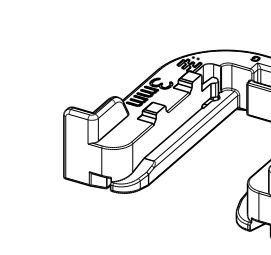
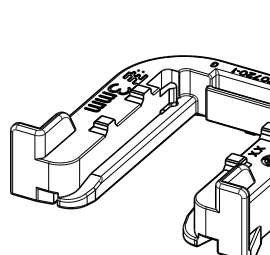
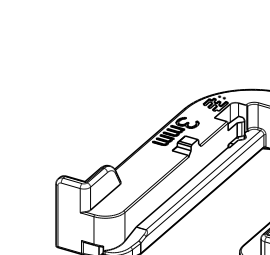
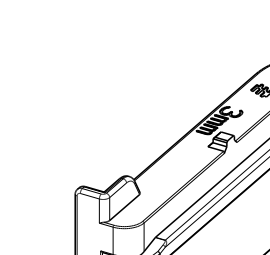
STE TE Connectivity  
PRODUCT GROUP DRAWING: HDSCS  
Produktgruppenzeichnung: HDSCS  
(Heavy Duty Sealed Connector Series)

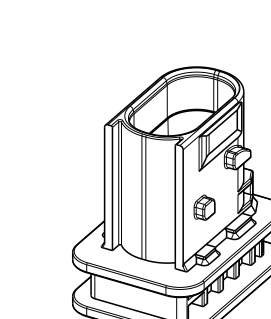
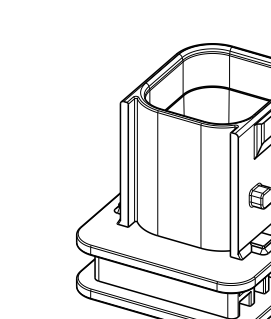
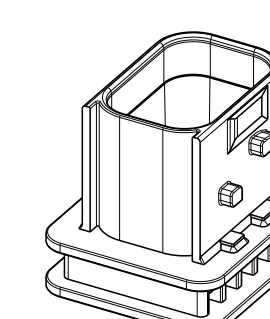
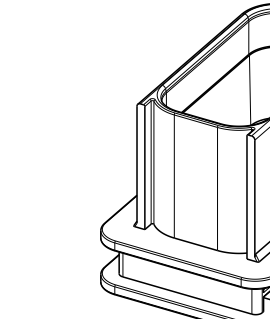
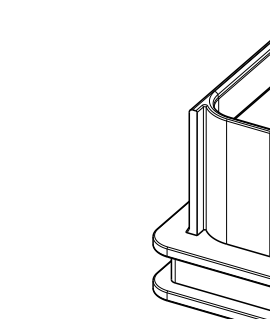
CUSTOMER DRAWING

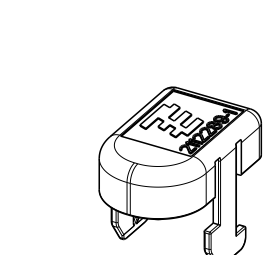
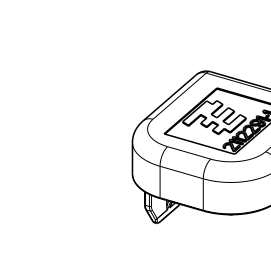


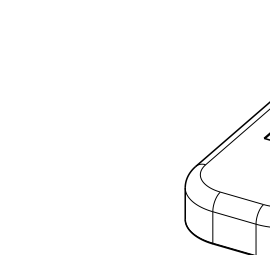
REV. NO.	DATE	DESCRIPTION	BY	CHK	APP
1	07DEC2007	SEE SHEET 1			

GROUP Gruppe	A	B	C	D	E					
COVER Kappen	 1:2	 1:2	PICTURES NOT AVAILABLE Bilder nicht verfuegbar (SEE DRAWINGS) (Siehe Zeichnungen)	 1:2	 1:2	 1:2	 1:2			
TE PART NUMBER TE Bestellnummer	PN: 0-1670150-1	PN: 0-1670365-1	PN: 965576 1418918 1418919 965577 965783 185793 1534789	PN: 185792 965784 1418916 1418917 965785 965786 1534791	PN: 0-1670057-1	PN: 0-1670364-1	PN: 0-1563110-1	PN: 0-1563111-1	PN: 0-1670865-1	PN: 0-1670866-1
CORRUGATED TUBE Wellrohr	NW 8.5	NW 8.5	SEVERAL APPLICATIONS Diverse Anwendungen	SEVERAL APPLICATIONS Diverse Anwendungen	NW 13	NW 13	NW 13	NW 13	NW 17	NW 17
CABLE EXIT DIRECTION Richtung Kabelabgang	90 °	180 °	90 °	180 °	90 °	180 °	90 °	180 °	90 °	180 °

WAS EGATN05327-0011  
War

GROUP Gruppe	A	B	C	D	E
FIXING SLIDE FOR TAB HOUSING Schieber fuer Flachsteckergehaeuse					
TE PART NUMBER (BASIC) TE Bestellnummer (Basis)	PN: 1703838	PN: 1703810	PN: 1670720 CUSTOMER RESTRICTED: PN 2208002 FOR 4mm SHEET METAL	PN: 1564562 CUSTOMER RESTRICTED: PN 2317070 FOR 1.2mm SHEET METAL	PN: 1564411 CUSTOMER RESTRICTED: PN 2316939 FOR 1.2mm SHEET METAL PN 2208003 FOR 4mm SHEET METAL
SHEETMETAL THICKNESS Blechstaerke 1.0 ± 0.1mm 1.5 ± 0.1mm 2.0 ± 0.1mm 2.5 ± 0.1mm 3.0 ± 0.1mm 3.5 ± 0.1mm 4.0 ± 0.1mm	AVAILABLE VERSIONS SEE CUSTOMER DRAWING  Verfuegbare Versionen siehe Kundenzeichnung	AVAILABLE VERSIONS SEE CUSTOMER DRAWING  Verfuegbare Versionen siehe Kundenzeichnung	AVAILABLE VERSIONS SEE CUSTOMER DRAWING  Verfuegbare Versionen siehe Kundenzeichnung	AVAILABLE VERSIONS SEE CUSTOMER DRAWING  Verfuegbare Versionen siehe Kundenzeichnung	AVAILABLE VERSIONS SEE CUSTOMER DRAWING  Verfuegbare Versionen siehe Kundenzeichnung

GROUP Gruppe	A	B	C	D	E
PROTECTION CAP FOR RECEPTACLE HOUSING Schutzkappe fuer Buchsengehaeuse					
TE PART NUMBER TE Bestellnummer	PN: 0-2112299-1	PN: 0-2112300-1	PN: 0-2112301-1	PN: 0-2112302-1	PN: 0-2112303-1
COUNTERPART Gegenstueck	SUITABLE FOR ALL RECEPTACLE HOUSINGS OF GROUP "A"  Passend zu allen Buchsengehaeusen der Gruppe "A"	SUITABLE FOR ALL RECEPTACLE HOUSINGS OF GROUP "B"  Passend zu allen Buchsengehaeusen der Gruppe "B"	SUITABLE FOR ALL RECEPTACLE HOUSINGS OF GROUP "C"  Passend zu allen Buchsengehaeusen der Gruppe "C"	SUITABLE FOR ALL RECEPTACLE HOUSINGS OF GROUP "D"  Passend zu allen Buchsengehaeuse der Gruppe "D"	SUITABLE FOR ALL RECEPTACLE HOUSINGS OF GROUP "E"  Passend zu allen Buchsengehaeusen der Gruppe "E"

GROUP Gruppe	A	B	C	D	E
PROTECTION CAP FOR TAB HOUSING Schutzkappe fuer Flachsteckergehaeuse					
TE PART NUMBER TE Bestellnummer	PN: 0-2112289-1	PN: 0-2112291-1	PN: 0-2112293-1	PN: 0-2112295-1	PN: 0-2112297-1
COUNTERPART Gegenstueck	SUITABLE FOR INTERFACE 114-18743-1 AND ALL TAB HOUSINGS OF GROUP "A"  Passend zur Schnittstelle 114-18743-1 und allen Flachsteckergehaeusen der Gruppe "A"	SUITABLE FOR INTERFACE 114-18739-1 AND ALL TAB HOUSINGS OF GROUP "B"  Passend zur Schnittstelle 114-18739-1 und allen Flachsteckergehaeusen der Gruppe "B"	SUITABLE FOR INTERFACE 114-18740-1 AND ALL TAB HOUSINGS OF GROUP "C"  Passend zur Schnittstelle 114-18740-1 und allen Flachsteckergehaeusen der Gruppe "C"	SUITABLE FOR INTERFACE 114-18807-1 AND ALL TAB HOUSINGS OF GROUP "D"  Passend zur Schnittstelle 114-18807-1 und allen Flachsteckergehaeusen der Gruppe "D"	SUITABLE FOR INTERFACE 114-18799-1 AND ALL TAB HOUSINGS OF GROUP "E"  Passend zur Schnittstelle 114-18799-1 und allen Flachsteckergehaeusen der Gruppe "E"

THIS DRAWING IS NOT SUBJECT TO CONSTANT CHANGING SERVICE AND DOES NOT LAY CLAIM TO BE COMPLETE. FOR DEFINITE SPECIFICATION SEE RESPECTIVE TE CUSTOMER DRAWINGS. FURTHER VERSIONS ON INQUIRY.

Diese Zeichnung unterliegt nicht dem staeandigen Aenderungsdienst und erhebt keinen Anspruch auf Vollstaendigkeit. Verbindliche Angaben sind der jeweiligen TE-Kundenzeichnung zu entnehmen. Weitere Ausfuehrungen auf Anfrage.

THIS DRAWING IS A CONTROLLED DOCUMENT.		DATE: 07DEC2007	BY: D. Bischoff
DRAWN BY: J. Grabmann		DATE: 07DEC2007	BY: J. Grabmann
CHECKED BY: C. Ederwald		DATE: 08DEC2007	BY: C. Ederwald
APPROVED BY: J. Grabmann		DATE: 08DEC2007	BY: J. Grabmann
PRODUCT SPEC: 108-34020		PROJECT: 00779	SCALE: 1:1
APPLICATION SPEC: 108-34020		DRAWING NO: 00779	SCALE: 1:1
MATERIAL: -		REV: 1	DATE: 07DEC2007
FINISH/WORK/REMARKS: -		REV: 2	DATE: 07DEC2007
CUSTOMER DRAWING		REV: 3	DATE: 07DEC2007

**STE** TE Connectivity

PRODUCT GROUP DRAWING: HDSCS  
 Produktgruppenzeichnung: HDSCS  
 (Heavy Duty Sealed Connector Series)

SIZE: A0 CASE CODE: 00779 DRAWING NO: 00779 SCALE: 1:1 SHEET: 3 OF 3 REV: 1