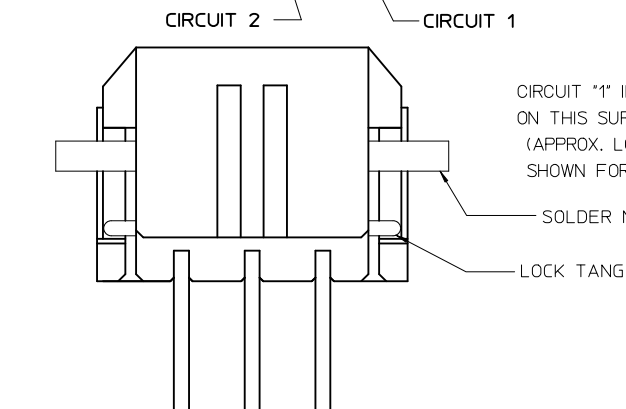
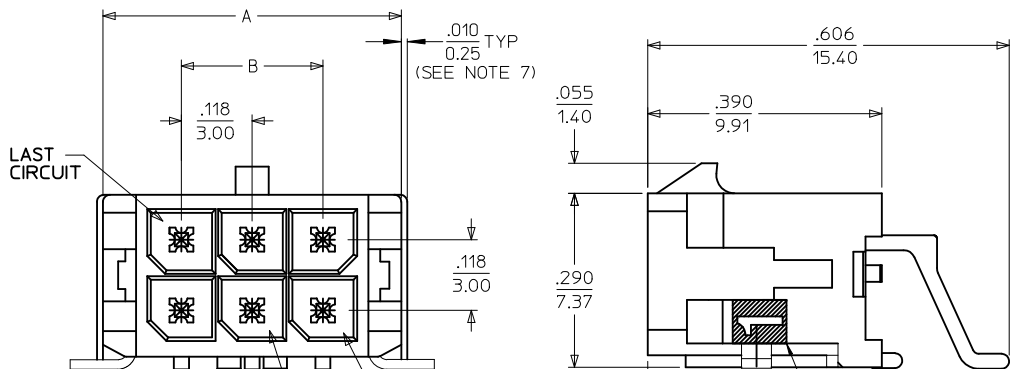


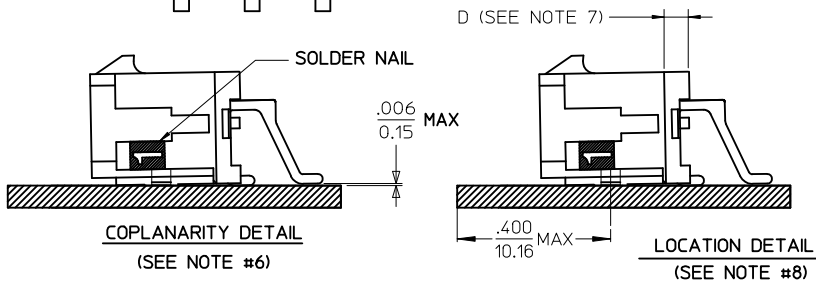
CKTS	A	B	C
02	.262		.441
	6.65	NA	11.20
04	.380	.118	.559
	9.65	3.00	14.20
06	.498	.236	.677
	12.65	6.00	17.20
08	.616	.354	.795
	15.65	9.00	20.20
10	.734	.472	.913
	18.65	12.00	23.20
12	.852	.591	1.031
	21.65	15.00	26.20
14	.970	.709	1.150
	24.65	18.00	29.20
16	1.088	.827	1.268
	27.65	21.00	32.20
18	1.206	.945	1.386
	30.65	24.00	35.20
20	1.325	1.063	1.504
	33.65	27.00	38.20
22	1.443	1.181	1.622
	36.65	30.00	41.20
24	1.561	1.299	1.740
	39.65	33.00	44.20

NOTES:

- HOUSING MATERIAL: GLASS FILLED LIQUID CRYSTAL POLYMER UL94V-0, COLOR: BLACK
TERMINAL MATERIAL: BRASS ALLOY
- FINISH:
A = .000100/(0.00254) MIN. TIN OVER
.000050/(0.00127) MIN. NICKEL PLATE.
B = .000015/(0.00038) MIN. GOLD IN SELECTIVE AREA;
.000100/(0.00254) MIN. MATTE TIN ON SOLDER TAILS,
BOTH OVER .000050/(0.00127) MIN. NICKLE PLATE.
C = .000030/(0.00076) MIN. GOLD IN SELECTIVE AREA;
.000100/(0.00254) MIN. MATTE TIN ON SOLDER TAILS,
BOTH OVER .000050/(0.00127) MIN. NICKLE PLATE.
- PRODUCT SPECIFICATION: PS-43045
- TAPE AND REEL PACK: SEE MOLEX DRAWING PK-70873-05**
- MATES WITH MOLEX RECEPTACLE SERIES 43025
- THE COPLANARITY DIMENSION IS ESTABLISHED BY PLACING THE ASSEMBLY ON A FLAT SURFACE. THE DISTANCE FROM THAT SURFACE TO THE BOTTOM OF ANY TERMINAL OR NAIL MUST NOT EXCEED .006/0.15.
- CIRCUIT SIZES 2-6: 'D' IS 0.265/6.74 FOR .010/0.25 STEP. CIRCUIT SIZES 8-24: 'D' IS .063/1.60 FOR .010/0.25 STEP.
- TO AVOID INTERFERENCE BETWEEN RECEPTACLE AND PCB, HEADER MUST BE PLACED WITHIN .400/(10.16) MAX. FROM EDGE OF PCB, AS SHOWN IN LOCATION DETAIL.
- THIS PART CONFORMS TO CLASS B REQUIREMENTS OF COSMETIC SPECIFICATION PS-45499-002.



CIRCUIT "1" IDENTIFIED ON THIS SURFACE (APPROX. LOCATION SHOWN FOR REF.)



CKTS	FINISH A MATERIAL NO:	FINISH B MATERIAL NO:	FINISH C MATERIAL NO:
02	43045-0209	43045-0210	43045-0211
04	43045-0409	43045-0410	43045-0411
06	43045-0609	43045-0610	43045-0611
08	43045-0809	43045-0810	43045-0811
10	43045-1009	43045-1010	43045-1011
12	43045-1209	43045-1210	43045-1211
14	43045-1409	43045-1410	43045-1411
16	43045-1609	43045-1610	43045-1611
18	43045-1809	43045-1810	43045-1811
20	43045-2009	43045-2010	43045-2011
22	43045-2209	43045-2210	43045-2211
24	43045-2409	43045-2410	43045-2411

FIX 0.3 TO .063
EC NO: UCP2012-0953
DRAWN: MSTR0H 2011/09/22
CHKD: SSOUSEK 2011/09/28
APPR: FSM/ETH 2011/09/27
G2

QUALITY SYMBOLS
GENERAL TOLERANCES (UNLESS SPECIFIED)
mm INCH
4 PLACES ± --- ± ---
3 PLACES ± --- ± .010
2 PLACES ± 0.25 ± .014
1 PLACE ± 0.36 ± ---
ANGULAR ± 1/2°
DRAFT WHERE APPLICABLE MUST REMAIN WITHIN DIMENSIONS

DIMENSION STYLE IN/MM
DRAWN BY DATE SAMIEC 2000/03/15
CHECKED BY DATE MUELLER 2000/03/15
APPROVED BY DATE EDGLEY 2000/03/15
MATERIAL NO. SEE CHART
SIZE C

SCALE --- METRIC
DESIGN UNITS METRIC
THIRD ANGLE PROJECTION
TITLE MICRO FIT (3.0) DUAL ROW RIGHT ANGLE SMT HEADER W/NAILS ASS'Y
MOLEX MOLEX INCORPORATED
DOCUMENT NO. SD-43045-004
SHEET NO. 1 OF 1
THIS DRAWING CONTAINS INFORMATION THAT IS PROPRIETARY TO MOLEX INCORPORATED AND SHOULD NOT BE USED WITHOUT WRITTEN PERMISSION