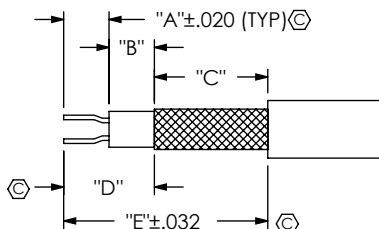


DO NOT SCALE FROM THIS PRINT

FIG 2
STRIP AND TINNED OPTION
(SEE NOTES 12-16)



	CABLE CUT LENGTH	HI POT
STYLE	SUBTRACTOR	DCV
-SPSX	0.15 [3.81]	500
-RPSX	0.09 [2.29]	500
-BJTX	0.37 [9.40]	500
SING	0.00 [0.00]	500

LENGTH	TOLERANCE
04.00-08.00 [101.6-203.2]	+0.12 [3.0] / -0.00 [0.0]
08.01-20.00 [203.3-508.0]	+0.20 [5.1] / -0.00 [0.0]
20.01-43.00 [508.0-1092.2]	+0.40 [10.2] / -0.00 [0.0]
>43.01 [1092.3]	± 1%

NOTES:

- ⊕ REPRESENTS A CRITICAL DIMENSION.
- CABLE CUT LENGTH:
= (LENGTH: XXXX) - (SUBTRACTOR FOR END 1) - (SUBTRACTOR FOR END 2)
(SEE TABLE 1 FOR SUBTRACTORS).
- ASSEMBLY TO BE 100% TESTED FOR OPENS & SHORTS.
- ASSEMBLY TO BE 100% HI-POT TESTED PER TABLE 1, THE TEST VOLTAGE FOR THE ASSEMBLY SHOULD BE SET TO THE END OPTION WITH THE LOWEST TEST VOLTAGE RATING.
- AFTER FINAL ELECTRICAL TEST, LABEL EACH CABLE ASSEMBLY WITH 1 LABEL-ET.
- PIN 1 IS SOLDERED TO BLUE INSULATED WIRE.
- FINISHED ASSEMBLIES TO BE PACKAGED PER PACKAGING STANDARD CO-RF-WI-3040-M. ASSEMBLIES WITH LOCKWASHERS, NUTS, AND GASKETS TO BE SHIPPED KITTED AS ONE ASSEMBLY PER BAG, UNASSEMBLED
- CABLE STOCKED IN INCHES.
- CABLE LENGTHS LONGER THAN 36 INCHES ARE NOT SUPPORTED BY S.I. TEST DATA.
- MINIMUM BEND RADIUS: TBD.
- FOR SING ENDED OR STRIPPED AND TINNED ASSEMBLIES: MAKE A DOUBLE ENDED ASSEMBLY AT TWICE THE CABLE LENGTH AND E-TEST BEFORE CUTTING ASSEMBLY IN HALF.
- A+B+C HAVE A MINIMUM VALUE OF .00 & A MAXIMUM VALUE OF .40, LEAVE NO SPACE BLANK.
- PRODUCTION OF STRIP FOR CENTER DIELECTIC USE: A.
- PRODUCTION OF STRIP FOR SHIELD USE: D=A+B.
- PRODUCTION OF STRIP FOR JACKET USE: E=A+B+C.
- FOR STRIPPED AND TINNED OPTION, ONLY THE CENTER CONDUCTORS ARE TINNED
- ALL CRITICALS ON KIT ASSEMBLY PRINTS TO BE CHECKED.
- ASSEMBLY INSTRUCTIONS CAN BE FOUND ON KIT ASSEMBLY PRINTS.
- CONNECTORS TO BE ORIENTED ACCORDING TO CO-RF-WI-3048-M.

C28X-XX.XX-XXXX-XXXXXX

CABLE CALLOUT
*28T: CCS-155709-01-PP CABLE
28S: TPS-28100-RF CABLE

OVERALL CABLE LENGTH
XX.XX IN. (04.00 MIN, SEE NOTE 8 & 9)

END 1 CONNECTOR
-SPS: STRAIGHT PLUG WITH SOCKETS (SEE SHT 2, FIG 3)
-RPS: RIGHT ANGLE PLUG WITH SOCKETS (SEE SHT 2, FIG 4)
-BJT: BULKHEAD JACK WITH TERMINALS (SEE SHT 2, FIG 5)

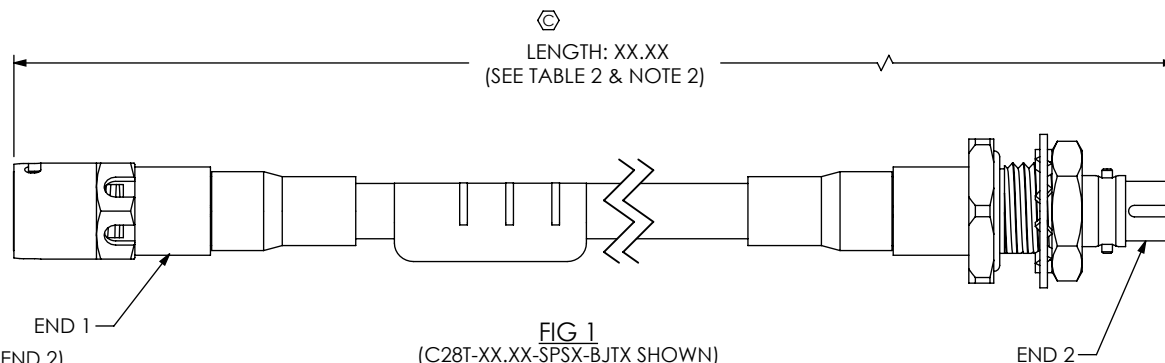
END 1 PLATING OPTION
* 7: GOLD / FLASH GOLD / FLASH GOLD
10μ Au / 50μ Ni MIN ON CENTER
3μ Au / 50μ Ni MIN ON OUTER CONTACT & OTHER
8: HEAVY GOLD / HEAVY GOLD / FLASH GOLD
30μ Au / 50μ Ni MIN ON CENTER & OUTER CONTACT
3μ Au / 50μ Ni MIN ON OTHER
(SEE SHEET 2)

END 2 PLATING OPTION
* 7: GOLD / FLASH GOLD / FLASH GOLD
10μ Au / 50μ Ni MIN ON CENTER
3μ Au / 50μ Ni MIN ON OUTER CONTACT & OTHER
8: HEAVY GOLD / HEAVY GOLD / FLASH GOLD
30μ Au / 50μ Ni MIN ON CENTER & OUTER CONTACT
3μ Au / 50μ Ni MIN ON OTHER
(SEE SHEET 2)

END 2 CONNECTOR OR PREPARATION
-SPS: STRAIGHT PLUG WITH SOCKETS (SEE SHT 2, FIG 3)
-RPS: RIGHT ANGLE PLUG WITH SOCKETS (SEE SHT 2, FIG 4)
-BJT: BULKHEAD JACK WITH TERMINALS (SEE SHT 2, FIG 5)
-SING: SINGLE ENDED (SEE NOTE 11)
-XXXXXX: STRIPPED AND TINNED (SEE FIG 2, SHT 2 FIG 6 & NOTES 11-16)

"C" (.XX FORMAT)
"B" (.XX FORMAT)
"A" (.XX FORMAT)
(A+B+C MAY NOT EXCEED 1.18)

* = FOR EXISTING CUSTOMERS ONLY



F:\DWG\MISC\MKTG\C28X-XX.XX-XXXX-XXXXXX-MKT.SLDDRW

UNLESS OTHERWISE SPECIFIED, DIMENSIONS ARE IN INCHES [MILLIMETERS]. TOLERANCES ARE:
DECIMALS ANGLES
.XX: ±.01 [0.3] 2°
.XXX: ±.005 [0.13]
.XXXX: ±.0020 [0.051]

PROPRIETARY NOTE
THIS DOCUMENT CONTAINS CONFIDENTIAL AND PROPRIETARY INFORMATION AND ALL DESIGN, MANUFACTURING, REPRODUCTION, USE, PATENT RIGHTS AND SALES RIGHTS ARE EXPRESSLY RESERVED BY SAMTEC, INC. THIS DOCUMENT SHALL NOT BE DISCLOSED, IN WHOLE OR PART, TO ANY UNAUTHORIZED PERSON OR ENTITY NOR REPRODUCED, TRANSFERRED OR INCORPORATED IN ANY OTHER PRODUCT IN ANY MANNER WITHOUT THE EXPRESS WRITTEN CONSENT OF SAMTEC, INC.

MATERIAL: DO NOT SCALE DRAWING SHEET SCALE: 2:1
PINS, OUTER CONTACTS: PHOS BRONZE
SOCKETS: BERYLLIUM COPPER
SHELLS, NUTS, WASHERS: BRASS
DIELECTRIC: PTFE
GASKETS: RUBBER

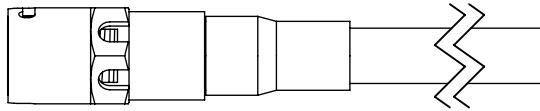
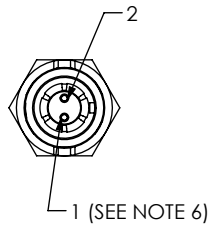
DESCRIPTION:
28 AWG CIRCULAR TWINAX CABLE ASSEMBLY
DWG. NO.
C28X-XX.XX-XXXX-XXXXXX
BY: ALVIN W 12/03/2010 SHEET 1 OF 2

THIS PRODUCT MANUFACTURED WITH LEAD-FREE PROCESSING

samtec

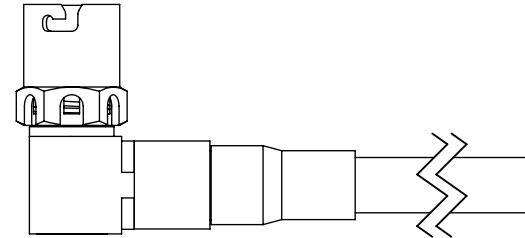
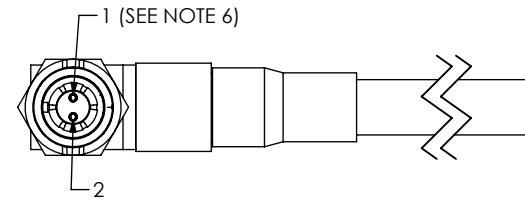
520 PARK EAST BLVD. NEW ALBANY, IN 47150
PHONE: 812-944-6733 FAX: 812-948-5047
e-Mail info@SAMTEC.com code 55322

FIG 3
(C28T-XX.XX-SPSX-SING SHOWN)



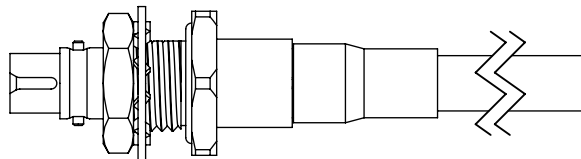
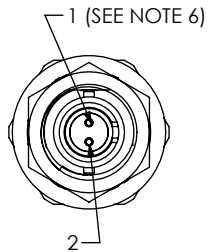
PLATING	CPT-S-C-XX-ST-C13
*7	-GF
8	-HH

FIG 4
(C28T-XX.XX-RPSX-SING SHOWN)



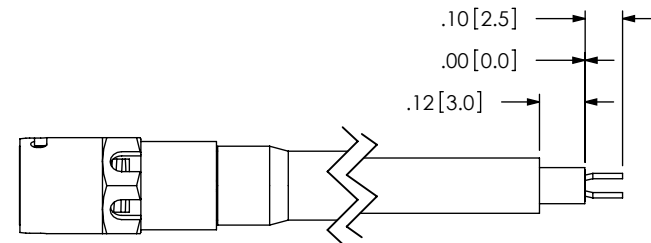
PLATING	CPT-S-C-XX-RA-C13
*7	-GF
8	-HH

FIG 5
(C28T-XX.XX-BJTX-SING SHOWN)



PLATING	CJT-T-C-XX-ST-B13
*7	-GF
8	-HH

FIG 6
(C28T-XX.XX-SPSX-100012 SHOWN)



F:\DWG\MISC\MKTG\C28X-XX.XX-XXXX-XXXXX-MKT.SLDDRW

PROPRIETARY NOTE
THIS DOCUMENT CONTAINS CONFIDENTIAL AND PROPRIETARY INFORMATION AND ALL DESIGN, MANUFACTURING, REPRODUCTION, USE, PATENT RIGHTS AND SALES RIGHTS ARE EXPRESSLY RESERVED BY SAMTEC, INC. THIS DOCUMENT SHALL NOT BE DISCLOSED, IN WHOLE OR PART, TO ANY UNAUTHORIZED PERSON OR ENTITY NOR REPRODUCED, TRANSFERRED OR INCORPORATED IN ANY OTHER PROJECT IN ANY MANNER WITHOUT THE EXPRESS WRITTEN CONSENT OF SAMTEC, INC.

DO NOT SCALE DRAWING

SHEET SCALE: 2:1



520 PARK EAST BLVD, NEW ALBANY, IN 47150
PHONE: 812-944-6733 FAX: 812-948-5047
e-Mail info@SAMTEC.com code 55322

DESCRIPTION:
28 AWG CIRCULAR TWINAX CABLE ASSEMBLY

DWG. NO. C28X-XX.XX-XXXX-XXXXXX

BY: ALVIN W 12/03/2010 SHEET 2 OF 2