

TABLE 1
TERMINAL SPECIFICATION

LEAD STYLE	SOCKET	"L" REF
-2	SC-1P1-XX	.300
-3	SC-1S1-XX	.203
-10	SC-3P1-XX	.230
-11	SC-4P1-XX	.240
-12	SC-5P1-XX	.190
-15	SC-1M2-XX	.167
-18	SC-6P1-XX	.353
-19	SC-8P1-XX	.165
-22	EZ-1P1-XX	.300
-23	EZ-1S1-XX	.203
-30	EZ-3P1-XX	.230
-31	EZ-4P1-XX	.240
-32	EZ-5P1-XX	.190
-38	EZ-6P1-XX	.353

TABLE 2

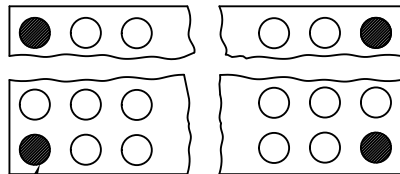
ROW SPECIFICATION	LEAD STYLE	PLUG	TUBE
01	-3	TP-12	PT-1-24-01-23
02	-10, -12	TP-03	PT-1-24-01-14
03	-12, -23	TP-03	PT-1-24-01-27
03	-32	TP-09	PT-1-24-01-59

NOTES:

- 1.) FILL ALL POSITIONS.
- 2.) PINS TO ENTER BODY FROM C'BORE SIDE.
- 3.) BARB ON SOCKET MUST BE VISABLE BELOW BODY.
- 4.) DELETED
- 5.) ALL OPTIONS ROWS 4-20, WITH LEAD STYLE 02, 10, 11, 12, AND 18, TO BE PACKAGED ON BEAD BOARD.
- 6.) ALL OPTIONS ROWS 1-3, TO BE PACKAGED IN TUBES. UNLESS OTHERWISE SPECIFIED, ALL OTHER PARTS TO BE BULK PACKAGED.
- 7.) MAXIMUM ALLOWABLE FLASH: .010[0.25].

-L OPTION

AVAILABLE IN STYLES -2 & -22 ONLY



REPLACE CORNER POSITIONS WITH SC-1L1-GT (WHEN USING SC LEAD STYLE) OR EZ-1L1-GT WHEN USING EZ LEAD STYLE)
NOTE: FOR -ST PLATING SPEC. USE SC-1L1-GT OR EZ-1L1-GT

PROPRIETARY NOTE
THIS DOCUMENT CONTAINS CONFIDENTIAL AND PROPRIETARY INFORMATION AND ALL DESIGN, MANUFACTURING, REPRODUCTION, USE, PATENT RIGHTS AND SALES RIGHTS ARE EXPRESSLY RESERVED BY SAMTEC, INC. THIS DOCUMENT SHALL NOT BE DISCLOSED, IN WHOLE OR PART, TO ANY UNAUTHORIZED PERSON OR ENTITY NOR REPRODUCED, TRANSMITTED OR INCORPORATED IN ANY OTHER PROJECT IN ANY MANNER WITHOUT THE EXPRESS WRITTEN CONSENT OF SAMTEC, INC.

HLS-XXXX-XX-XX-X

ROW SPECIFICATION

(SEE FIG. 1)
EXPRESSED IN NO. OF ROWS
1 THRU 20

BODY LENGTH SPECIFICATION

(SEE FIG. 1)
EXPRESSED IN NO. OF POS. PER ROW
1 THRU 20

OPTION

-L LOCKING LEAD
(USE ONLY WITH LEAD
STYLE -2 OR -22)

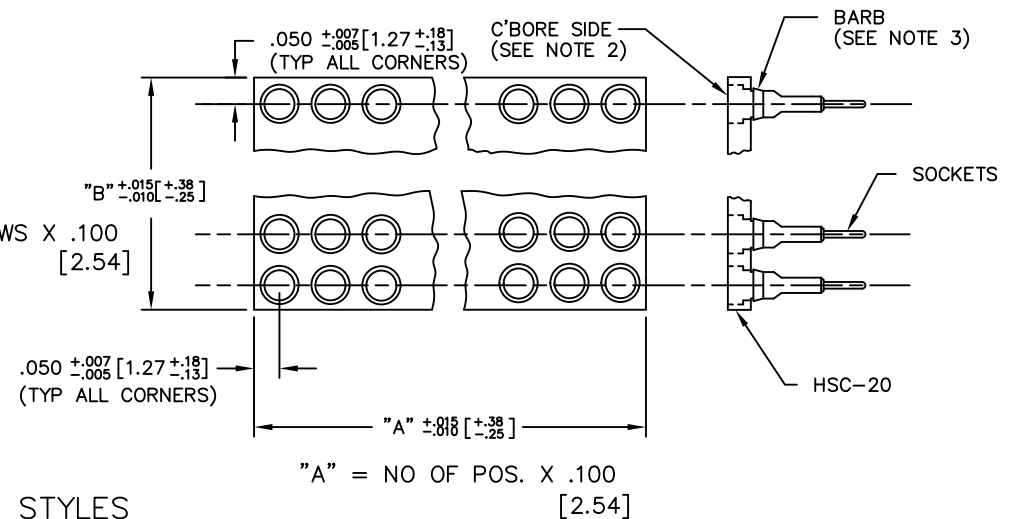
LEAD STYLE SPECIFICATION

(SEE TABLE 1)

PLATING SPECIFICATION

- G: GOLD, SPECIFY -GG IN SOCKET SUFFIX -XX
- T: TIN, SPECIFY -GT IN SOCKET SUFFIX -XX
- TT: TIN/TIN, SPECIFY -TT IN SOCKET SUFFIX -XX (STYLE 2,10,11,12,18,22,30,31,&32 ONLY)
- S: SELECTIVE, SPECIFY -ST IN SOCKET SUFFIX -XX (STYLE -2 & -22 ONLY)

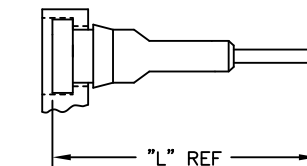
ASSEMBLY INSTRUCTIONS



STYLES

-11,12,15,19,31 & 32

FIGURE 1



SOCKETS TO BE RECESSED (COUNTER-SUNK) INTO BODY TO ALLOW BARB PROTRUSION AT BOTTOM

		EXISPROD\ASSEMBLY\100 HLS-ASM
520 PARK EAST BLVD. NEW ALBANY, INDIANA 47150 PHONE (812) 944-6733 P.O. BOX 1147 CODE 55322		
MADE BY: JORDAN 5-30-85 CHECKED BY: THRUSTON 6-4-85	ENGINEER APPROVAL BET 6-4-85	HLS-XXXX-XX-XX-X SHEET 1 OF 1