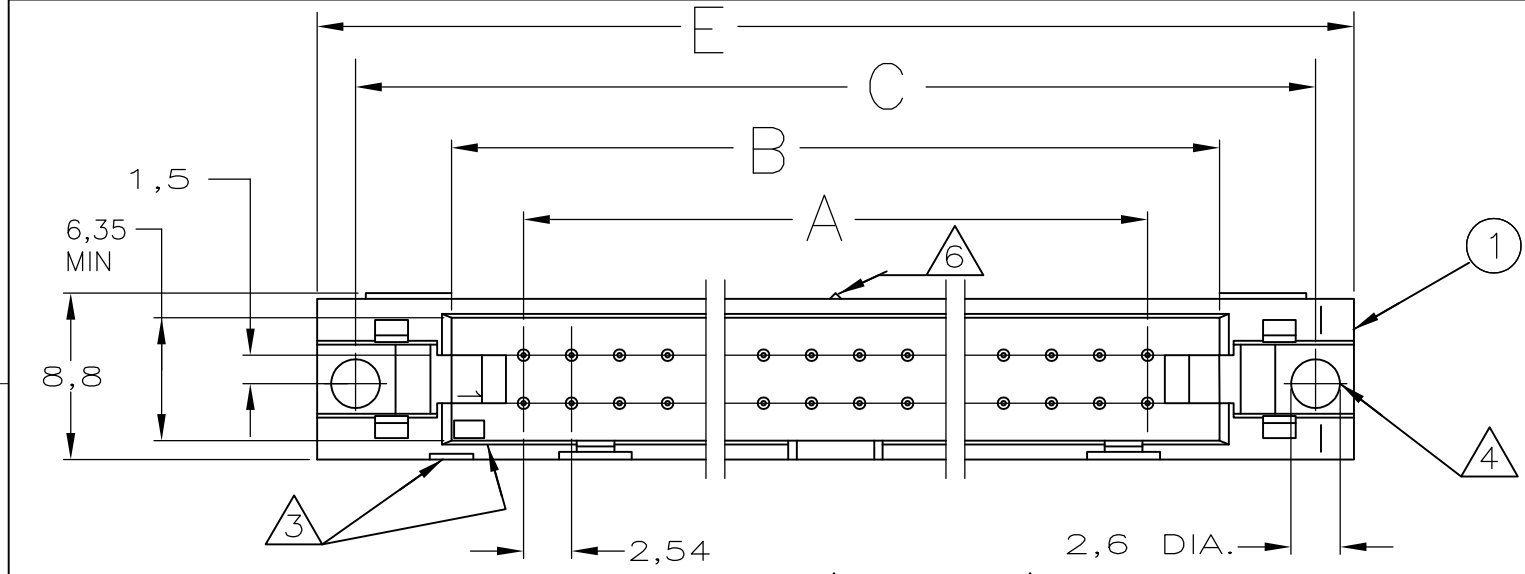


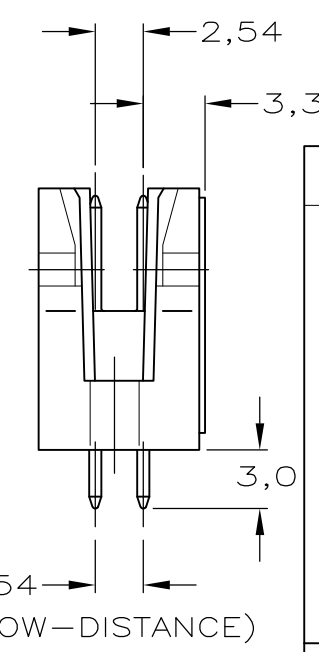
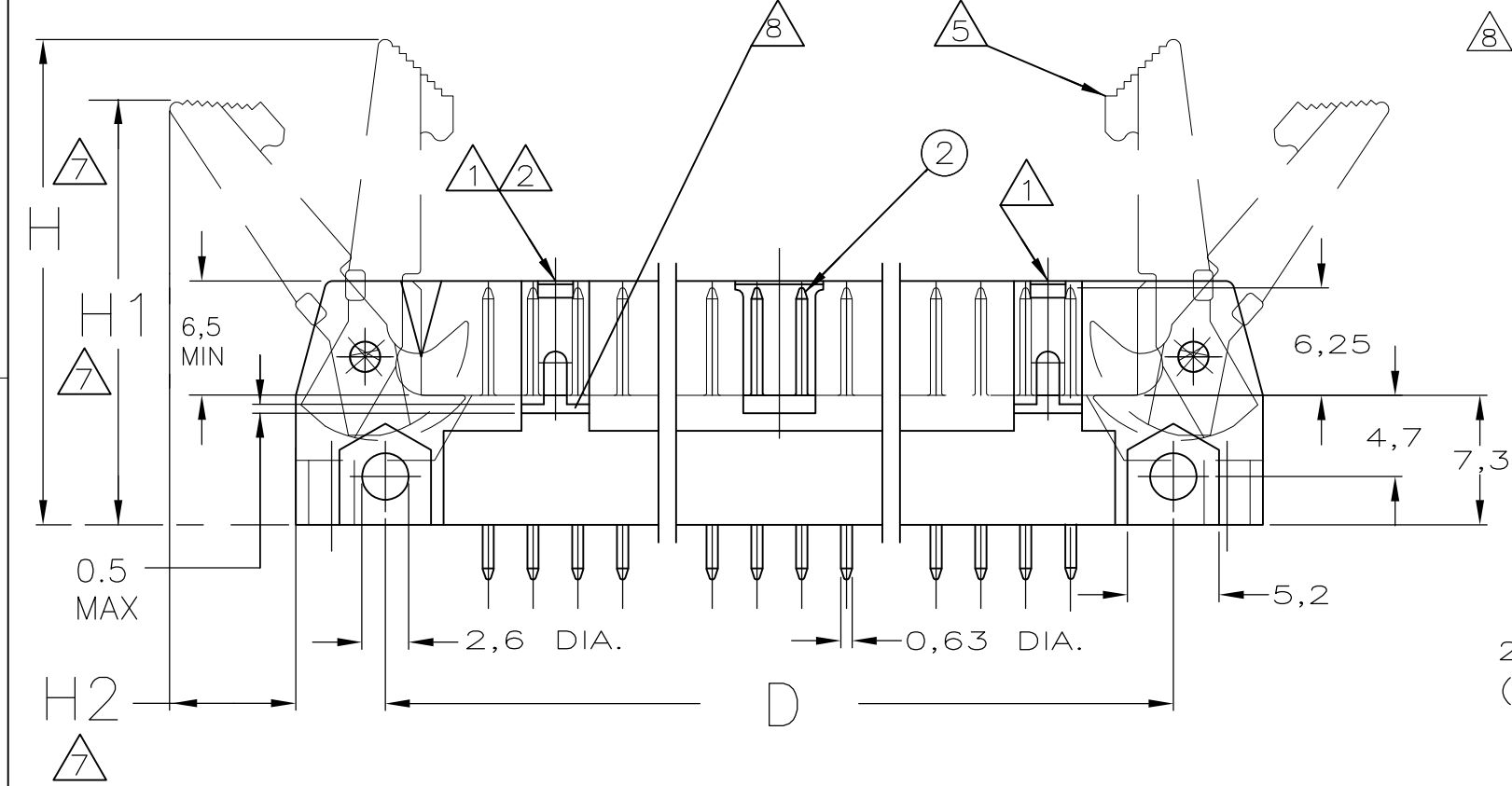
THIS DRAWING IS UNPUBLISHED. RELEASED FOR PUBLICATION
 © COPYRIGHT - By - ALL RIGHTS RESERVED.

LOC	DIST	REVISIONS					
GP	00	P	LTR	DESCRIPTION	DATE	DWN	APVD
			B	REVISED PER ECO-12-015754	31AUG2012	CJV	SLB



NOTES

- ① SNAP-IN POLARIZERS PN. 927636-2 OR 927637-2 CAN BE APPLIED.
- ② THERE IS NO WINDOW FOR SNAP-IN POLARIZERS AT THIS END IN 10 AND 14 POS. HEADERS.
- ③ INDICATION OF FIRST POSITION.
- ④ SPECIAL-HEAD MOUNTING-SCREW PN. 826712-2 CAN BE APPLIED.
- ⑤ SNAP-IN CONNECTOR "LATCH / EJECTOR" PN 2227110-1 OR 2227111-1 CAN BE APPLIED.
- ⑥ THERE IS NO CENTER STAND-OFF IN 10-26 POS. HEADERS.
- ⑦ DIMENSION WITH EJECTOR: PN 2227111-1 H= 23 MM, PN 2227110-1 H= 27,3 MM.
 H1= 20,2 MM H1= 24 MM
 H2= 6 MM H2= 7 MM
- ⑧ HOLE OVER THE ENTIRE WIDTH OF CODING HOLDER PERMITTED



RECOMMENDED PCB-HOLE PATTERN

② PIN-CONTACT	BRASS	MATING SIDE: 0,8µm AU OR 0,8µm AMP DURAGOLD® / OVER 1,27µm NI SOLDER SIDE: MIN. 3,0µm SN OVER 1,27µm NI
① HOUSING	GLASS FILLED POLYESTER	BLACK

100,6	90,4	96,5	86,4	78,7	64	6-828582-4
95,5	85,3	91,4	81,3	73,7	60	6-828582-0
82,8	72,6	78,7	68,6	61,0	50	5-828582-0
70,1	59,9	66,0	55,9	48,3	40	4-828582-0
62,5	52,3	58,4	48,3	40,6	34	3-828582-4
52,3	42,2	48,3	38,1	30,5	26	2-828582-6
44,7	34,5	40,6	30,5	22,9	20	2-828582-0
39,6	29,5	35,6	25,4	17,8	16	1-828582-6
37,1	26,9	33,0	22,9	15,2	14	1-828582-4
32,0	21,8	27,9	17,8	10,2	10	1-828582-0
E	D	C	B	A	NO OF POSITIONS	PART NUMBER

THIS DRAWING IS A CONTROLLED DOCUMENT. DIMENSIONING AND TOLERANCING PER ASME Y14.5M-2009

DIMENSIONS: mm

TOLERANCES UNLESS OTHERWISE SPECIFIED:

0 PLC	± -
1 PLC	± -
2 PLC	± -
3 PLC	± -
4 PLC	± -
ANGLES	± -
FINISH	-

MATERIAL: -

DWN 29-11-93
 J.v.LIEMPT
 CHK R.VERSTIJNEN.
 APVD L.V.SOEST.
 PRODUCT SPEC -
 APPLICATION SPEC -
 WEIGHT -

STE TE Connectivity

NAME: AMP-LATCH HEADER 180 DEG. VERSION

SIZE	CAGE CODE	DRAWING NO	RESTRICTED TO
A3	00779	C-828582	-

CUSTOMER DRAWING SCALE - SHEET 1 OF 1 REV B