

DO NOT
SCALE FROM
THIS PRINT

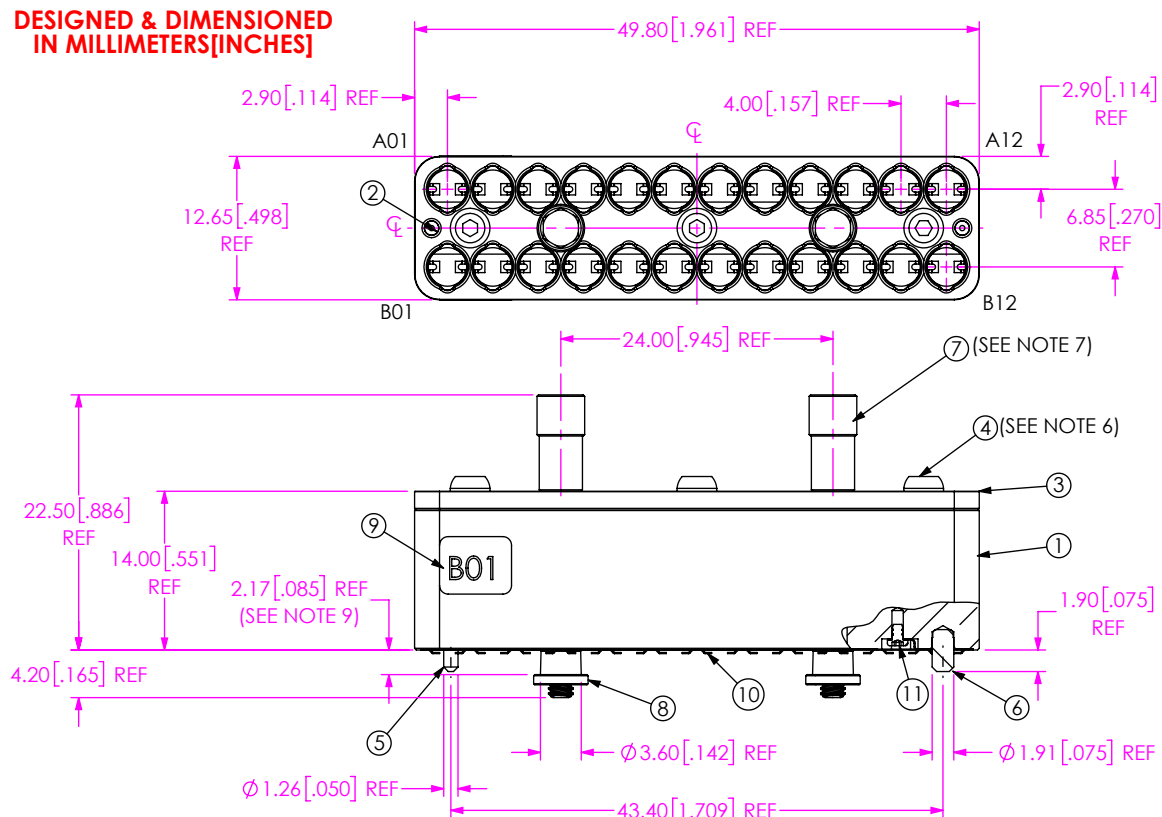


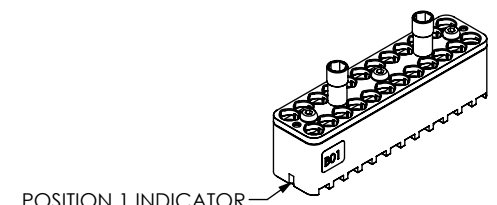
FIG 1
BE40B-J-S-2-12 AS SHOWN

BE40B-J-X-X-XX

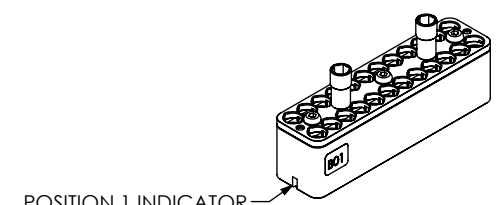
TRANSMISSION TYPE
-S: STRIPLINE
-M: MICROSTRIP
(SEE SHT 3, FIG 2)

NO OF POSITIONS (PER ROW)
-03, -04, -06, -08, -10,
-12, -14, -16

NO OF ROWS
-2



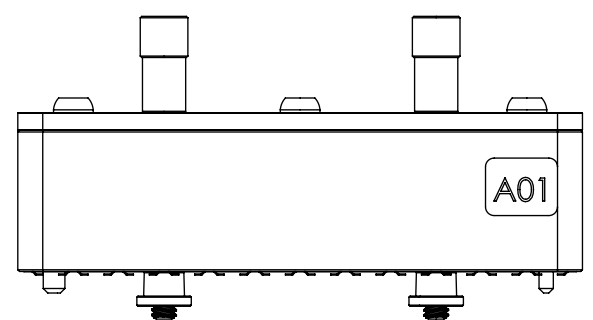
BE40B-J-M-2-12 AS SHOWN



BE40B-J-S-2-12 AS SHOWN

No OF ROWS & POSITIONS	"A"	"B"	"C"	"D"
-2-03	1	1	0	1
-2-04	2	1	1	2
-2-06	1	2	1	2
-2-08	2	2	1	4
-2-10	3	2	1	4
-2-12	3	2	1	4
-2-14	3	2	1	4
-2-16	5	4	1	5

ITEM	COMPONENT	PART NUMBER	QUANTITY
1	HOUSING	BE40B-X-X-XX (BE40B-[TRANSMISSION]-[ROWS]-[POS])	1
2	COVER ALIGNMENT PIN	BE40B-APIN-01	2
3	COVER	BE40B-CVR-X-XX (BE40B-CVR-[ROWS]-[POS])	1
4	COVER SCREW	BE40B-SCR-02	"A"
5	PCB ALIGNMENT PIN 1	BE40B-APIN-01	1
6	PCB ALIGNMENT PIN 2	BE40B-APIN-02	"C"
7	PCB SCREW	BE40B-SCR-01	"B"
8	PCB NUT	BE40B-NUT-F	"B"
9	POSITION LABEL	HDRL-16	2
10	INTERPOSER	BE40B-INT-X-XX (BE40B-INT-[ROWS]-[POS])	1
11	INTERPOSER SCREW	BE40B-SCR-03	"D"



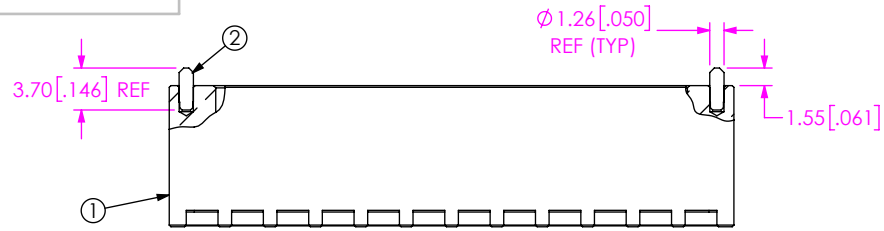
BACK VIEW

NOTES:

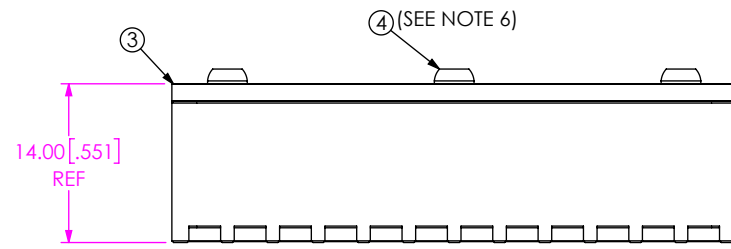
- ⊕ REPRESENTS A CRITICAL DIMENSION.
- BE40C-XXXX-X-XX-XXXX (CABLE ASSEMBLY) SOLD SEPARATELY.
- CAT-EX-SCC-03 EXTRACTION TOOL SOLD SEPARATELY.
- ASSEMBLY PACKAGED IN INDIVIDUAL BAG (BG-CCH) WITH LABEL (PL-BG-CCH) AFFIXED TO THE OUTSIDE OF BAG. NEED ANTI-STATIC BUBBLE WRAP TO PROTECT INTERPOSER FINGERS.
- PRINT A01 AND B01 ON INDIVIDUAL LABELS AND APPLY TO BODY WHERE SHOWN.
- TIGHTEN ITEM 4 TO 2.0-2.3 IN-LBS USING 0.05" HEX TOOL (NOT PROVIDED).
- WHEN MOUNTED TO PCB, TIGHTEN ITEM 7 TO 2.0-2.5 IN-LBS USING 3MM HEX TOOL (NOT PROVIDED).
- TIGHTEN ITEM 11 TO 0.5 IN-LBS USING PHILIPS SCREWDRIVERS (NOT PROVIDED).
- RECOMMEND PCB THICKNESS: .06 INCH - .16 INCH (SEE SHEET 6).

<p>UNLESS OTHERWISE SPECIFIED, DIMENSIONS ARE IN MILLIMETERS.</p> <p>TOLERANCES ARE:</p> <p>DECIMALS ANGLES</p> <p>X.X: ±0.3 [0.1] 5°</p> <p>X.XX: ±0.13 [0.05]</p> <p>X.XXX: ±0.051 [0.020]</p>	<p>PROPRIETARY NOTE</p> <p>THIS DOCUMENT CONTAINS CONFIDENTIAL AND PROPRIETARY INFORMATION AND ALL DESIGN, MANUFACTURING, REPRODUCTION, USE, PATENT RIGHTS AND SALES RIGHTS ARE EXPRESSLY RESERVED BY SAMTEC. THIS DOCUMENT SHALL NOT BE DISCLOSED, IN WHOLE OR PART, TO ANY UNAUTHORIZED PERSON OR ENTITY NOR REPRODUCED, TRANSFERRED OR INCORPORATED IN ANY OTHER PROJECT IN ANY MANNER WITHOUT THE EXPRESS WRITTEN CONSENT OF SAMTEC, INC.</p>	<p>520 PARK EAST BLVD, NEW ALBANY, IN 47150 PHONE: 812-944-6733 FAX: 812-948-5047 e-Mail: info@SAMTEC.com code 55322</p>
<p>DESCRIPTION: 40 GHz Bulls Eye® HEADER</p> <p>DWG. NO. BE40B-J-X-X-XX</p>		<p>BY: PETER D 3/13/2017 SHEET 1 OF 6</p>

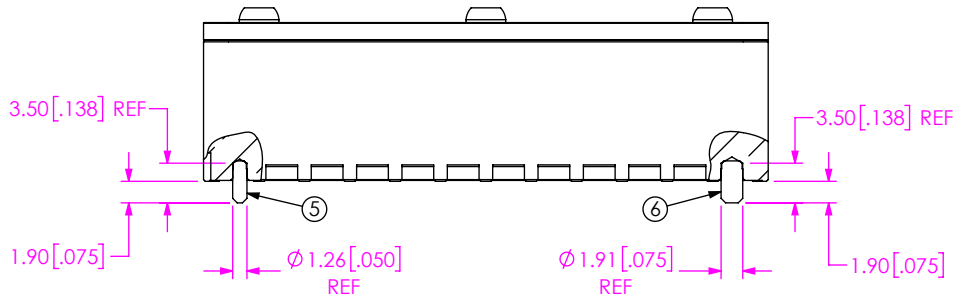
REVISION C



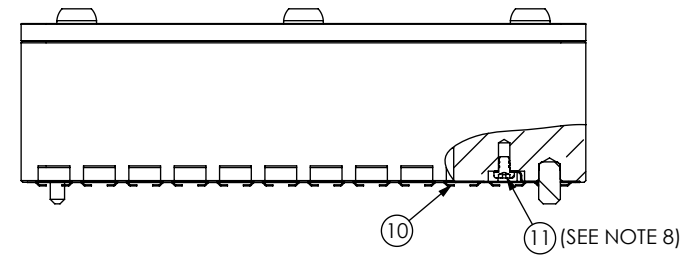
IN-PROCESS 1
ADD COVER ALIGNMENT PIN, QTY: 2



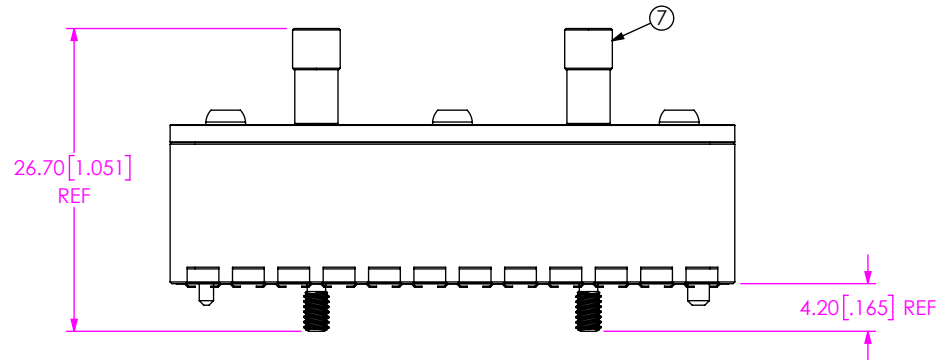
IN-PROCESS 2
ADD COVER & ADD SCREW DOWN COVER SCREW, QTY: "A"



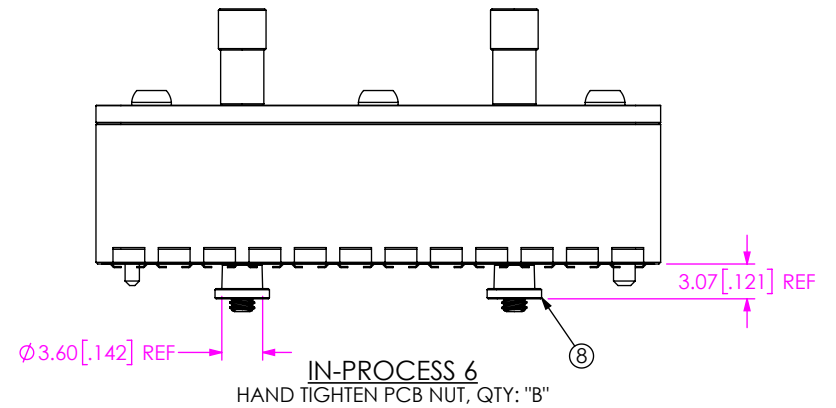
IN-PROCESS 3
ADD PCB ALIGNMENT PIN 1 & 2, QTY: "C"



IN-PROCESS 4
ADD INTERPOSER & INTERPOSER SCREWS, QTY: "D"



IN-PROCESS 5
ADD PCB SCREW, QTY: "B"



IN-PROCESS 6
HAND TIGHTEN PCB NUT, QTY: "B"

PROPRIETARY NOTE
THIS DOCUMENT CONTAINS CONFIDENTIAL AND PROPRIETARY INFORMATION AND ALL DESIGN, MANUFACTURING, REPRODUCTION, USE, PATENT RIGHTS AND SALES RIGHTS ARE EXPRESSLY RESERVED BY SAMTEC, INC. THIS DOCUMENT SHALL NOT BE DISCLOSED, IN WHOLE OR PART, TO ANY UNAUTHORIZED PERSON OR ENTITY NOR REPRODUCED, TRANSFERRED OR INCORPORATED IN ANY OTHER PROJECT IN ANY MANNER WITHOUT THE EXPRESS WRITTEN CONSENT OF SAMTEC, INC.

samtec

520 PARK EAST BLVD., NEW ALBANY, IN 47150
PHONE: 812-944-6733 FAX: 812-948-5047
e-Mail info@SAMTEC.com code 55322

SHEET SCALE: 3:2

DESCRIPTION:
40 GHz Bulls Eye® HEADER

DWG. NO.
BE40B-J-X-X-XX

BY: PETER D 3/13/2017 SHEET 2 OF 6

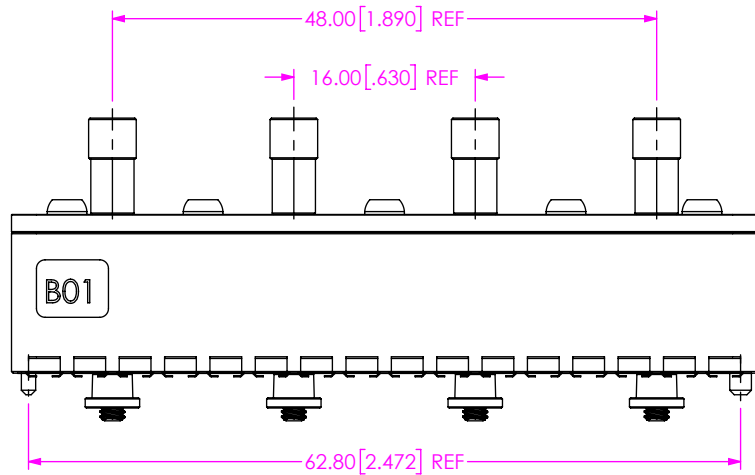
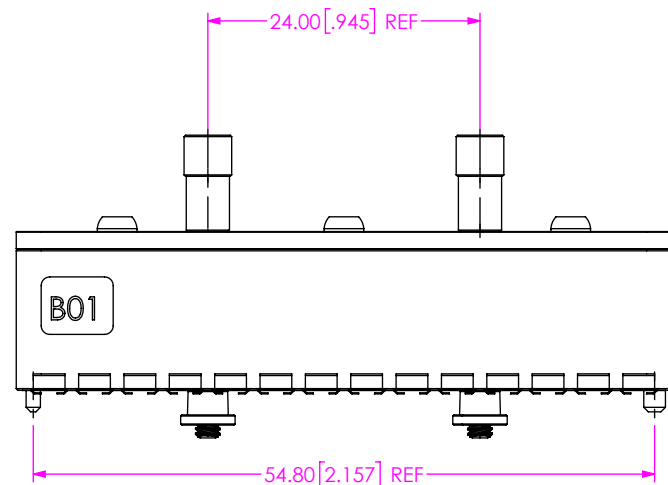
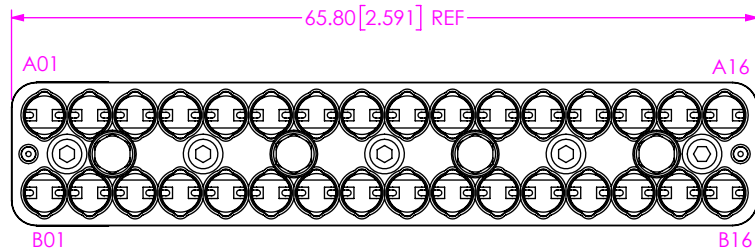
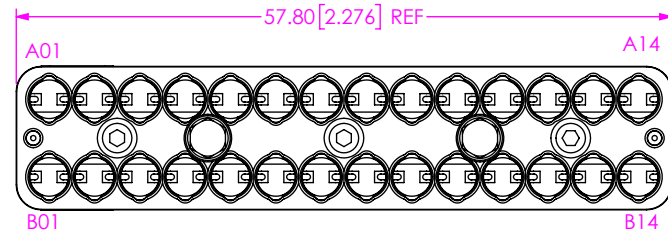
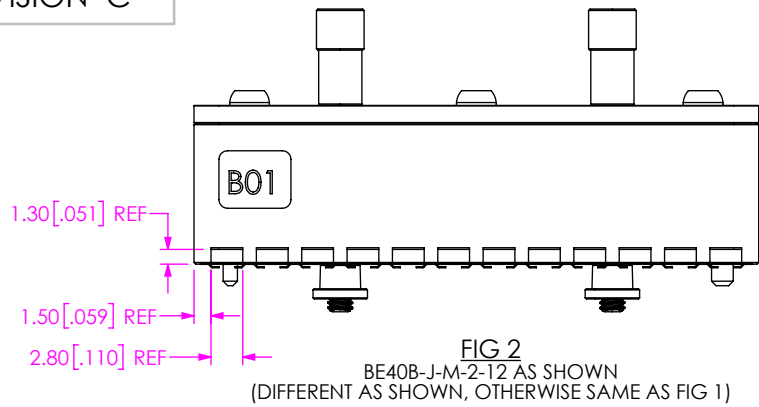


FIG 4
BE40B-J-M-2-14 AS SHOWN
(DIFFERENT AS SHOWN, OTHERWISE SAME AS FIG 1)

FIG 3
BE40B-J-M-2-16 AS SHOWN
(DIFFERENT AS SHOWN, OTHERWISE SAME AS FIG 1)

<p>PROPRIETARY NOTE</p> <p>THIS DOCUMENT CONTAINS CONFIDENTIAL AND PROPRIETARY INFORMATION AND ALL DESIGN, MANUFACTURING, REPRODUCTION, USE, PATENT RIGHTS AND SALES RIGHTS ARE EXPRESSLY RESERVED BY SAMTEC, INC. THIS DOCUMENT SHALL NOT BE DISCLOSED, IN WHOLE OR PART, TO ANY UNAUTHORIZED PERSON OR ENTITY NOR REPRODUCED, TRANSFERRED OR INCORPORATED IN ANY OTHER PROJECT IN ANY MANNER WITHOUT THE EXPRESS WRITTEN CONSENT OF SAMTEC, INC.</p>	<p>520 PARK EAST BLVD, NEW ALBANY, IN 47150 PHONE: 812-944-6733 FAX: 812-948-5047 e-Mail info@SAMTEC.com code 55322</p>	
	<p>SHEET SCALE: 3:2</p>	<p>DESCRIPTION: 40 GHz Bulls Eye® HEADER</p>
<p>DWG. NO. BE40B-J-X-X-XX</p>		
<p>BY: PETER D</p>	<p>3/13/2017</p>	<p>SHEET 3 OF 6</p>

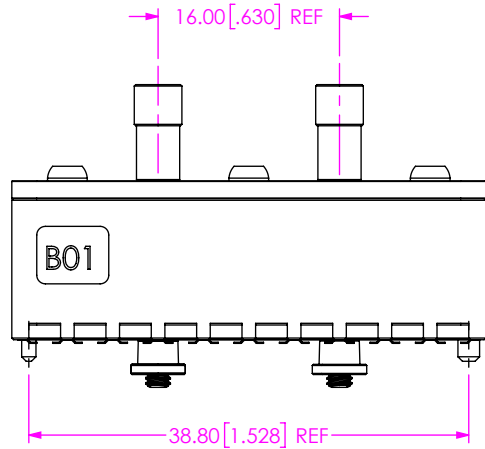
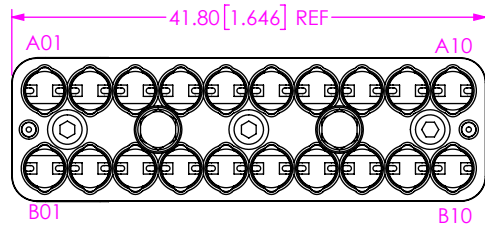


FIG 5
BE40B-J-M-2-10 AS SHOWN
(DIFFERENT AS SHOWN, OTHERWISE SAME AS FIG 1)

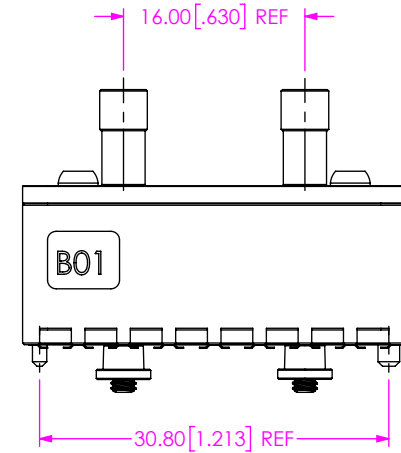
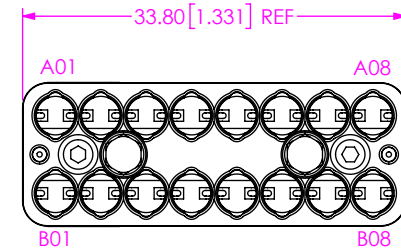


FIG 6
BE40B-J-M-2-08 AS SHOWN
(DIFFERENT AS SHOWN, OTHERWISE SAME AS FIG 1)

<p>PROPRIETARY NOTE</p> <p>THIS DOCUMENT CONTAINS CONFIDENTIAL AND PROPRIETARY INFORMATION AND ALL DESIGN, MANUFACTURING, REPRODUCTION, USE, PATENT RIGHTS AND SALES RIGHTS ARE EXPRESSLY RESERVED BY SAMTEC, INC. THIS DOCUMENT SHALL NOT BE DISCLOSED, IN WHOLE OR PART, TO ANY UNAUTHORIZED PERSON OR ENTITY NOR REPRODUCED, TRANSFERRED OR INCORPORATED IN ANY OTHER PROJECT IN ANY MANNER WITHOUT THE EXPRESS WRITTEN CONSENT OF SAMTEC, INC.</p>	<p>samtec</p> <p>520 PARK EAST BLVD, NEW ALBANY, IN 47150 PHONE: 812-944-6733 FAX: 812-948-5047 e-Mail info@SAMTEC.com code 55322</p>
<p>SHEET SCALE: 3:2</p>	<p>DESCRIPTION: 40 GHz Bulls Eye® HEADER</p>
	<p>DWG. NO. BE40B-J-X-X-XX</p>
	<p>BY: PETER D 3/13/2017 SHEET 4 OF 6</p>

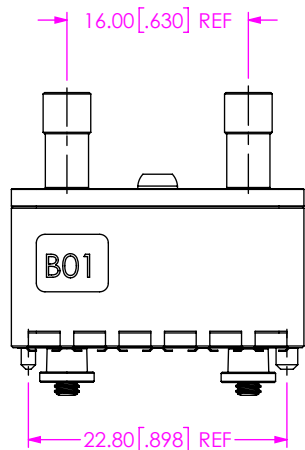
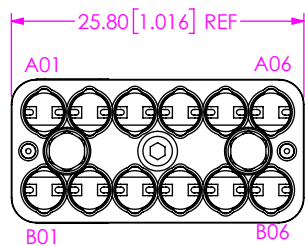


FIG 7
BE40B-J-M-2-06 AS SHOWN
(DIFFERENT AS SHOWN, OTHERWISE SAME AS FIG 1)

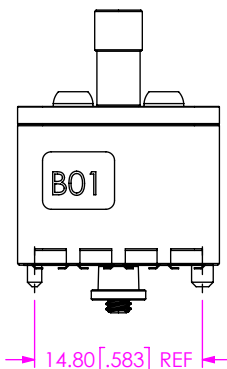
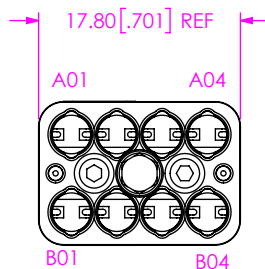


FIG 8
BE40B-J-M-2-04 AS SHOWN
(DIFFERENT AS SHOWN, OTHERWISE SAME AS FIG 1)

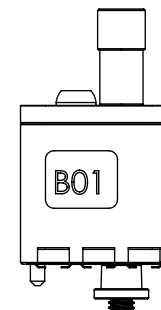
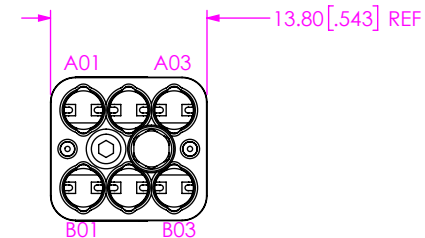


FIG 9
BE40B-J-M-2-03 AS SHOWN
(DIFFERENT AS SHOWN, OTHERWISE SAME AS FIG 1)

PROPRIETARY NOTE
 * THIS DOCUMENT CONTAINS CONFIDENTIAL AND PROPRIETARY INFORMATION AND ALL DESIGN, MANUFACTURING, REPRODUCTION, USE, PATENT RIGHTS AND SALES RIGHTS ARE EXPRESSLY RESERVED BY SAMTEC, INC. THIS DOCUMENT SHALL NOT BE DISCLOSED, IN WHOLE OR PART, TO ANY UNAUTHORIZED PERSON OR ENTITY NOR REPRODUCED, TRANSFERRED OR INCORPORATED IN ANY OTHER PROJECT IN ANY MANNER WITHOUT THE EXPRESS WRITTEN CONSENT OF SAMTEC, INC. *

SHEET SCALE: 3:2

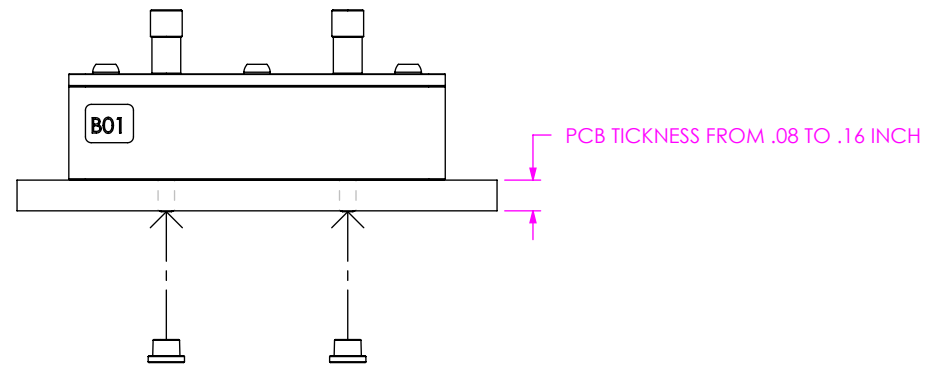
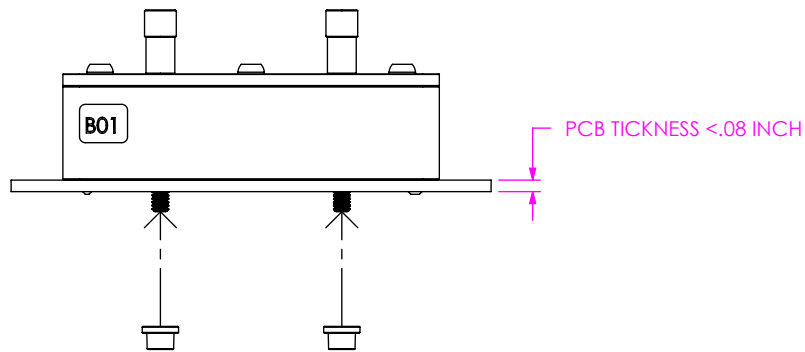


520 PARK EAST BLVD, NEW ALBANY, IN 47150
 PHONE: 812-944-6733 FAX: 812-948-5047
 e-Mail info@SAMTEC.com code 55322

DESCRIPTION:
40 GHz Bulls Eye® HEADER

DWG. NO.
BE40B-J-X-X-XX

BY: PETER D 3/13/2017 SHEET 5 OF 6



DIRECTION OF PCB NUTS

• PROPRIETARY NOTE •
 THIS DOCUMENT CONTAINS CONFIDENTIAL AND PROPRIETARY INFORMATION AND ALL DESIGN, MANUFACTURING, REPRODUCTION, USE, PATENT RIGHTS AND SALES RIGHTS ARE EXPRESSLY RESERVED BY SAMTEC, INC. THIS DOCUMENT SHALL NOT BE DISCLOSED, IN WHOLE OR PART, TO ANY UNAUTHORIZED PERSON OR ENTITY NOR REPRODUCED, TRANSFERRED OR INCORPORATED IN ANY OTHER PROJECT IN ANY MANNER WITHOUT THE EXPRESS WRITTEN CONSENT OF SAMTEC, INC.

samtec
 520 PARK EAST BLVD, NEW ALBANY, IN 47150
 PHONE: 812-944-6733 FAX: 812-948-5047
 e-Mail info@SAMTEC.com code 55322

SHEET SCALE: 1:1

DESCRIPTION: 40 GHz Bulls Eye® HEADER

DWG. NO. BE40B-J-X-X-XX

BY: PETER D 3/13/2017 SHEET 6 OF 6