Lochbild für Leiterplatte
(Bestückungsseite)
für Löttechnik

Board hole pattern
(Component mounting side)
for solder termination

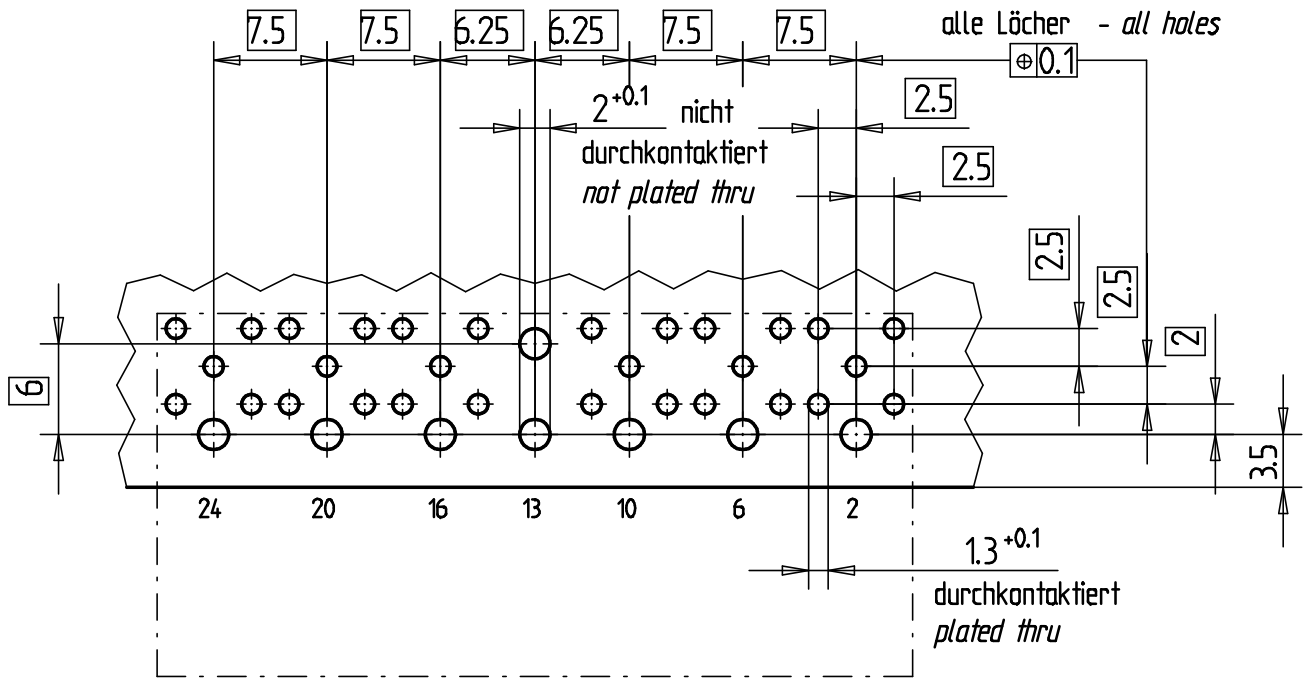

2) Schichtaufbau im metallisierten Loch siehe Zeichnung 114110
Metal plating of plated-through hole see drawing 114110

3) Schichtaufbau im metallisierten Loch siehe Zeichnung 114124
Metal plating of plated-through hole see drawing 114124

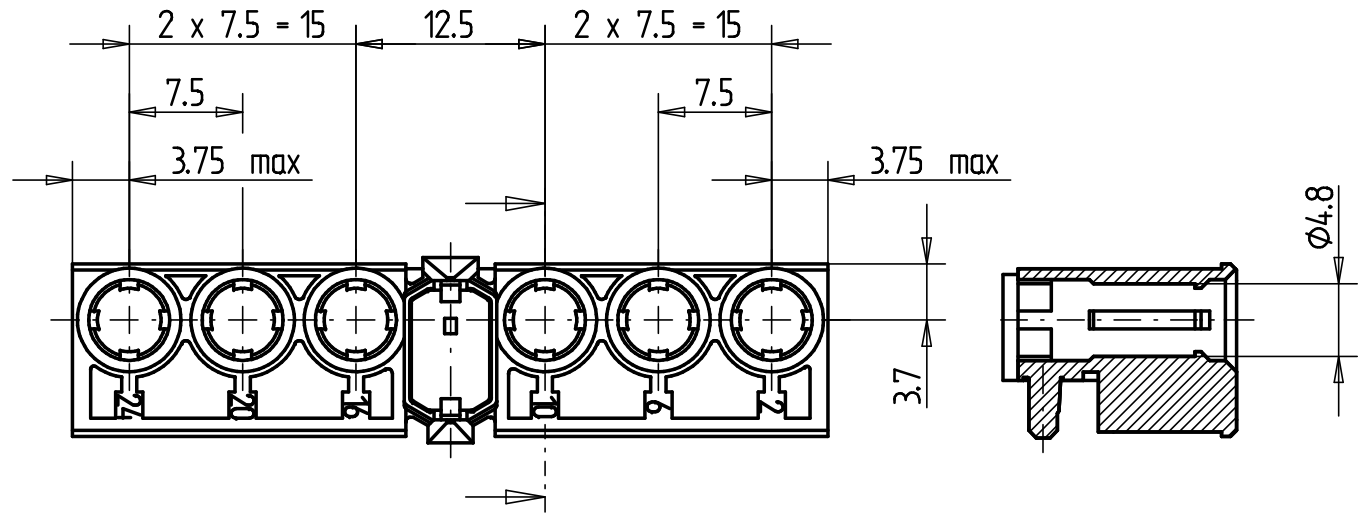

Lochbild für Leiterplatte
(Bestückungsseite)
für Hochstrom-Einpresskontakte

Board hole pattern
(Component mounting side)
for high current contacts
with press-fit termination

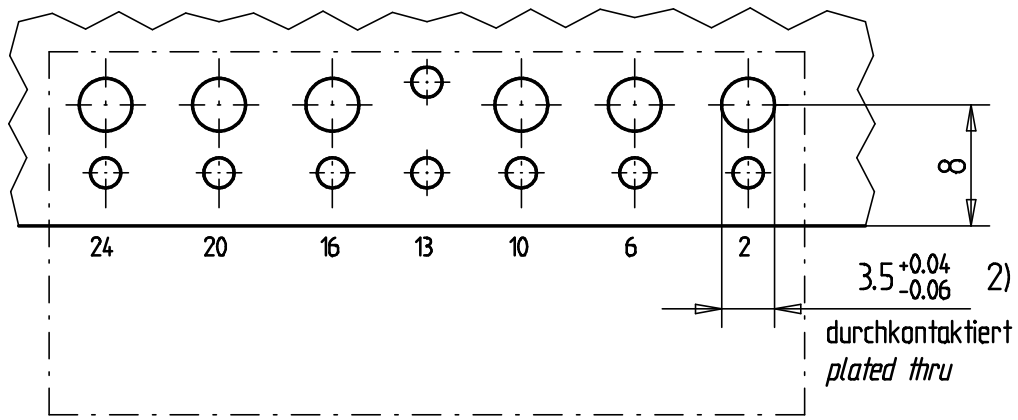

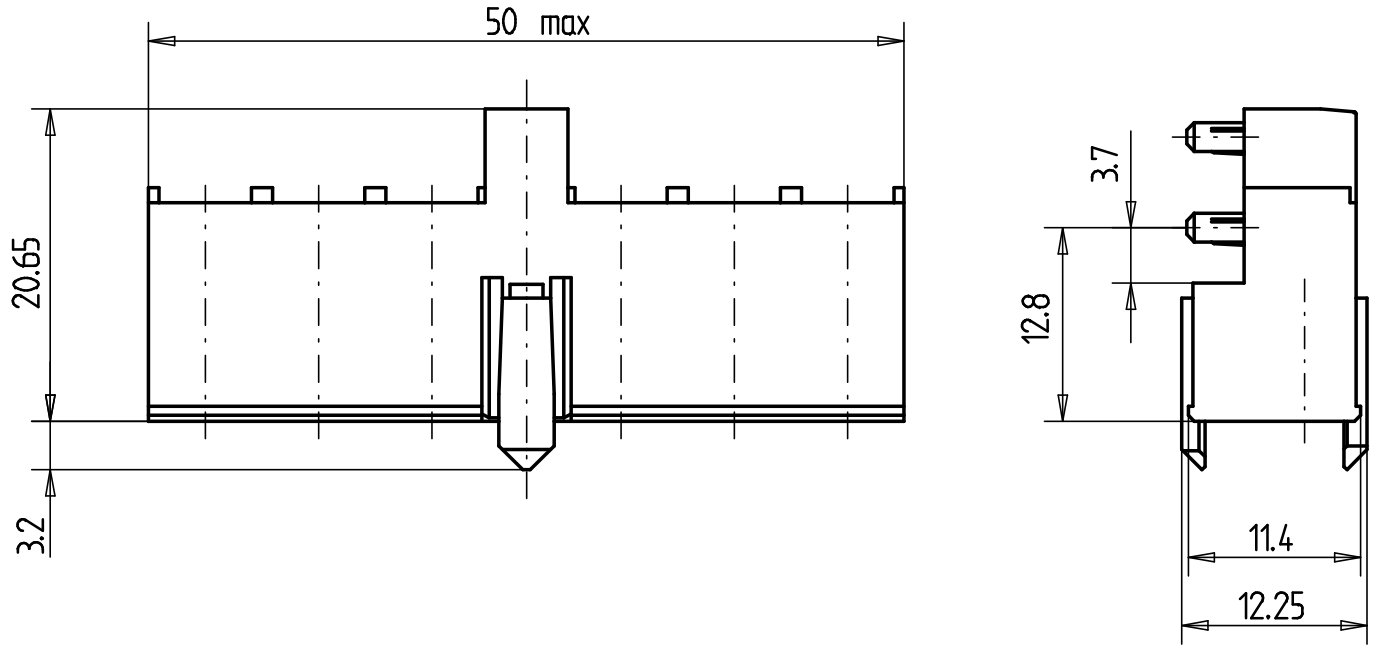

Lochbild fuer Leiterplatte
(Bestueckungsseite)
fuer Einpresskoaxkontakte

Board hole pattern
(Component mounting side)
for coax contacts
with press-fit termination

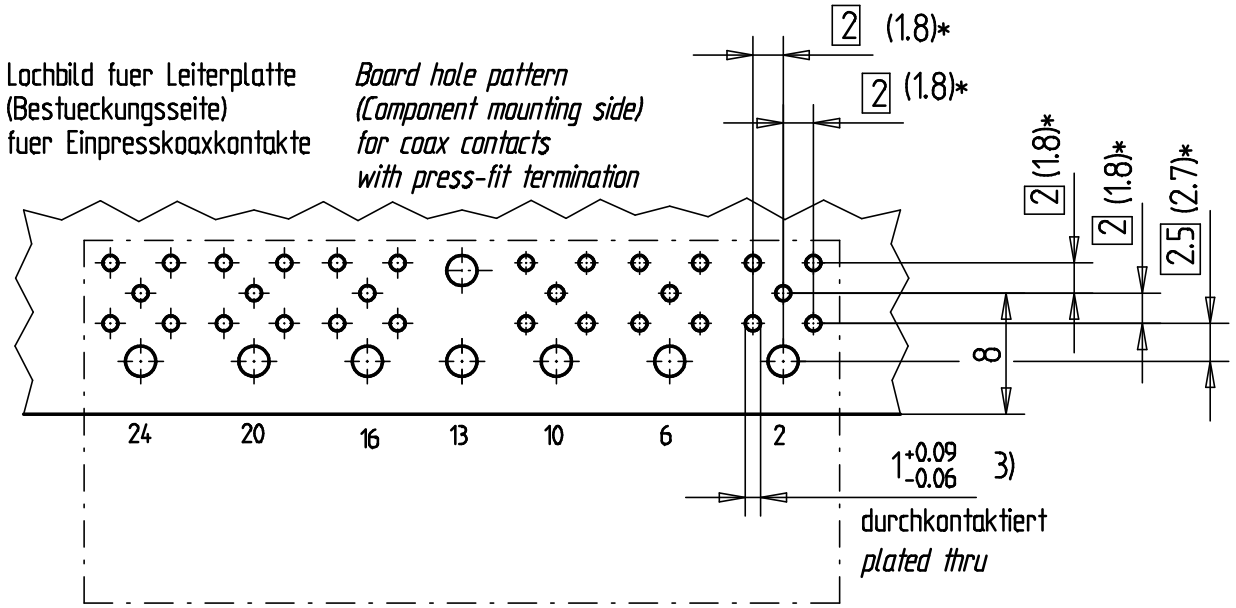

Bedruckung siehe Zeichnung 401194 - *Marking see drawing 401194*

Fehlende Masse und Angaben nach IEC 61076-4-101
Missing information and dimensions per IEC 61076-4-101

* Maß abhängig vom Kontakttyp
** dimension dependent from type of contact*

Consider protection memo from DIN 34

Information:	Tolerances — All Dimensions in mm	Scale 2:1	
		Angaben zu entsprechender Ident-Nr. siehe Fertigungsunterlagen *For further information about I.D. number see manufacturing document*	
All rights reserved. Only for information. To insure that this is the latest version of this drawing, please contact one of the ERNI companies before using.	Subject to modification without prior notice. Drawing will not be updated.	Designation ERmet Federleiste L *ERmet Female Type L*	
	ERNI www.ERNI.com	044579	1
f — 19.01.2015	M:00021249.SZA	ERMBUG	
Index — Date			