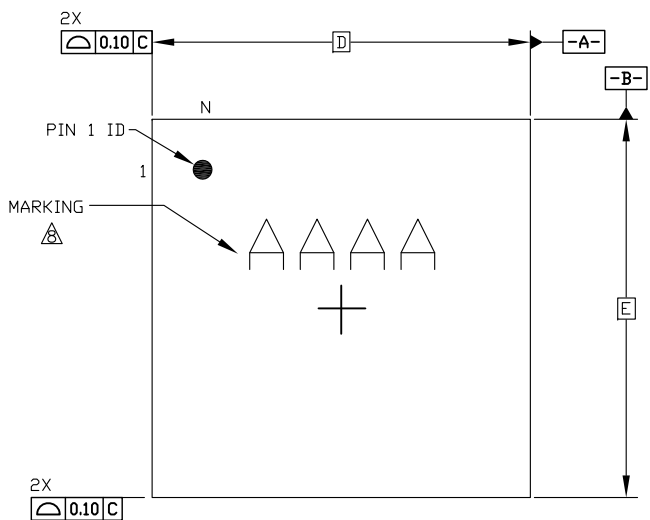
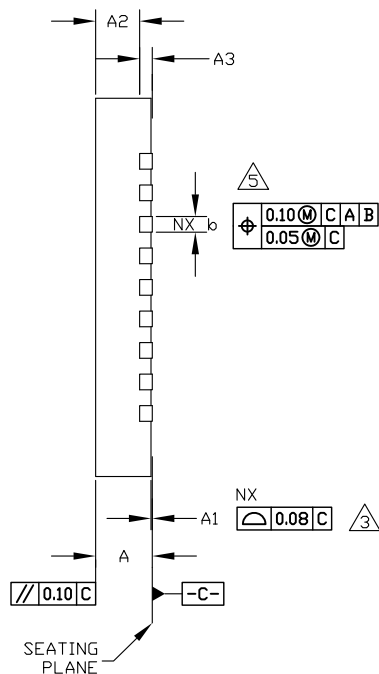


TOP VIEW



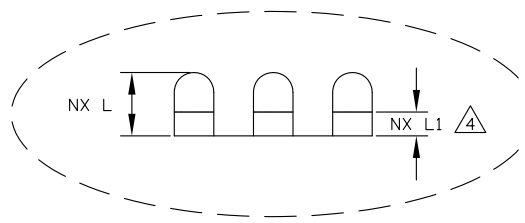
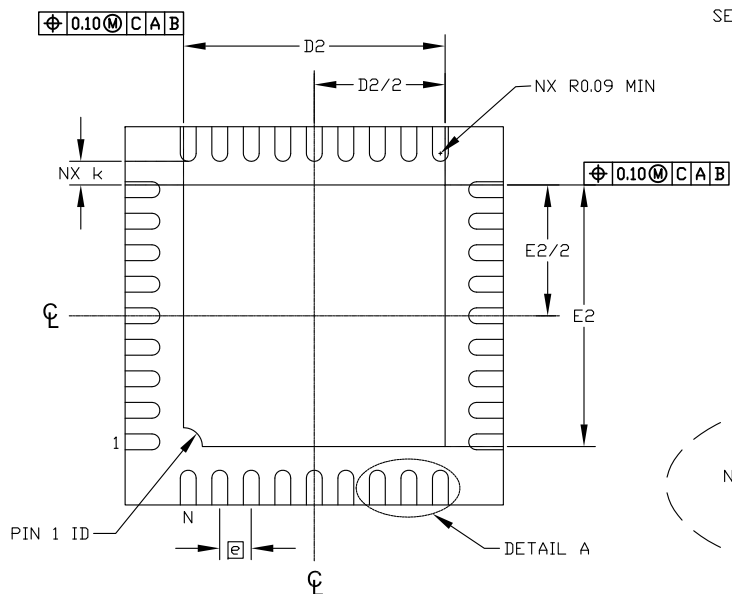
SIDE VIEW



DIM	MILLIMETERS			INCHES		
	MIN	NOM	MAX	MIN	NOM	MAX
A	0.80	0.90	1.00	0.031	0.035	0.039
A1	0.00	0.02	0.05	0.000	0.001	0.002
A2	0.60	0.70	0.80	0.024	0.028	0.031
A3	0.20 REF			0.008 REF		
b	0.18	0.25	0.30	0.007	0.010	0.012
D	6.00 BSC			0.236 BSC		
D2	4.00	4.15	4.25	0.157	0.163	0.167
E	6.00 BSC			0.236 BSC		
E2	4.00	4.15	4.25	0.157	0.163	0.167
e	0.50 BSC			0.020 BSC		
k	0.20	-	-	0.008	-	-
L	0.45	0.55	0.65	0.018	0.022	0.026
L1	0.03	-	0.15	0.001	-	0.006
N	36 PINS			36 PINS		
ND	9 PINS			9 PINS		
NE	9 PINS			9 PINS		

NOTES:

- ALL DIMENSIONS ARE IN MILLIMETERS.
- DIMENSIONING AND TOLERANCING CONFORM TO ASME Y14.5M-2009.
- COPLANARITY APPLIES TO BOTH TERMINALS AND HEAT SINK.
- L1 IS THE PULLBACK OF THE TERMINAL METAL FROM THE PLASTIC BODY EDGE.
- DIMENSION B APPLIES TO METALLIZED TERMINAL AND IS MEASURED BETWEEN 0.18MM AND 0.30MM FROM THE TERMINAL TIP; IF THE TERMINAL HAS THE OPTIONAL RADIUS ON THE OTHER END OF THE TERMINAL, THE DIMENSION B SHOULD NOT BE MEASURED IN THAT RADIUS AREA.
- PACKAGE IS JEDEC MO-220 COMPLIANT.
- N IS THE TOTAL NUMBER OF TERMINALS.
- MARKING SHOWN IS FOR PKG. ORIENTATION PURPOSE ONLY.
- MATERIAL MUST COMPLY WITH BANNED AND RESTRICTED SUBSTANCES SPEC #10-0131.
- ALL DIMENSIONS APPLY TO PBFREE (+) PKG. CODES ONLY.
- PACKAGE CODE: K3666+1



BOTTOM VIEW

DETAIL A

-DRAWING NOT TO SCALE-



TITLE:
PACKAGE OUTLINE, 36L
SAWN QFN, 6.00X6.00X0.90mm

APPROVAL	DOCUMENT CONTROL NO. 21-1018	REV. B	1/1
----------	---------------------------------	-----------	-----