

**Pb** THIS PRODUCT MANUFACTURED WITH LEAD-FREE PROCESSING

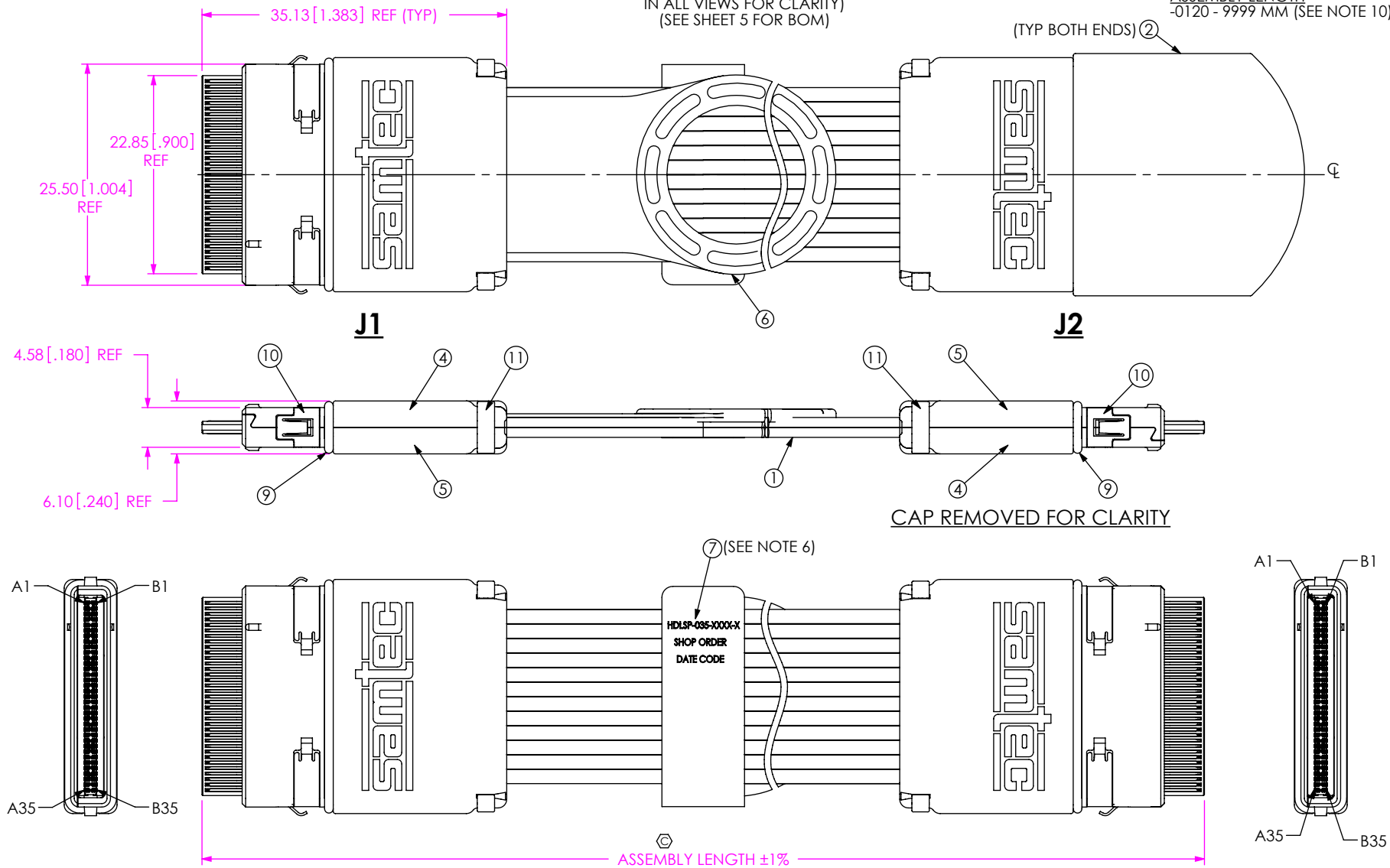
DESIGNED & DIMENSIONED IN MILLIMETERS [INCHES]

DO NOT SCALE FROM THIS PRINT

FIG 1  
HDLSP-035-XXXX SHOWN (SOME COMPONENTS NOT SHOWN IN ALL VIEWS FOR CLARITY) (SEE SHEET 5 FOR BOM)

OPTION -L: POSITIVE LATCH

ASSEMBLY LENGTH -0120 - 9999 MM (SEE NOTE 10)



NOTES:

1.  $\text{C}$  REPRESENTS A CRITICAL DIMENSION.
2. ALL ASSEMBLIES TO BE 100% ELECTRICALLY TESTED FOR SHORTS AND OPENS.
3. NOTE DELETED.
4. NOTE DELETED.
5. MEASURE 6,10 DIMENSION ACROSS DIE CASTINGS, 2,0mm FROM BACK EDGE OF DIE CASTINGS.
6. HDRL-11 IS TO BE CENTERED ON CABLE AS SHOWN.  
HDRL-11 IS TO CONTAIN: PART NUMBER, SHOP ORDER & DATE CODE.
7. NOTE DELETED.
8. FOR ASSEMBLY LENGTHS 450MM & LONGER, WRAP THE CABLES WITH ELECTRICAL TAPE AT SYMMETRIC INTERVALS APPROXIMATELY 1 FT APART. CUT TAPE TO 3" LENGTHS.
9. PARTS TO BE PACKAGED IN CLEAR POLY-BAGS.
10. TEST DATA ONLY AVAILABLE UP TO 2000 MM.

UNLESS OTHERWISE SPECIFIED, DIMENSIONS ARE IN MILLIMETERS.  
TOLERANCES ARE:  
DECIMALS ANGLES  
X.X: ±0.3 [.01] 2°  
X.XX: ±0.13 [.005]  
X.XXX: ±0.051 [.0020]

PROPRIETARY NOTE

THIS DOCUMENT CONTAINS CONFIDENTIAL AND PROPRIETARY INFORMATION AND ALL DESIGN, MANUFACTURING, REPRODUCTION, USE, PATENT RIGHTS AND SALES RIGHTS ARE EXPRESSLY RESERVED BY SAMTEC, INC. THIS DOCUMENT SHALL NOT BE DISCLOSED, IN WHOLE OR PART, TO ANY UNAUTHORIZED PERSON OR ENTITY NOR REPRODUCED, TRANSFERRED OR INCORPORATED IN ANY OTHER PROJECT IN ANY MANNER WITHOUT THE EXPRESS WRITTEN CONSENT OF SAMTEC, INC.

MATERIAL: DO NOT SCALE DRAWING SHEET SCALE: 3:2  
INSULATOR: LCP  
TERMINAL: PHOS BRONZE  
CABLE MATERIAL: JACKET: PVC  
INSULATOR: DIELECTRIC  
CONDUCTORS: COPPER  
BRAID: TINNED COPPER  
COVERS: DIECAST ZINC ALLOY

F:\DWG\MISC\MKTG\HDLSP-035-XXXX-X-MKT.SLDDRW



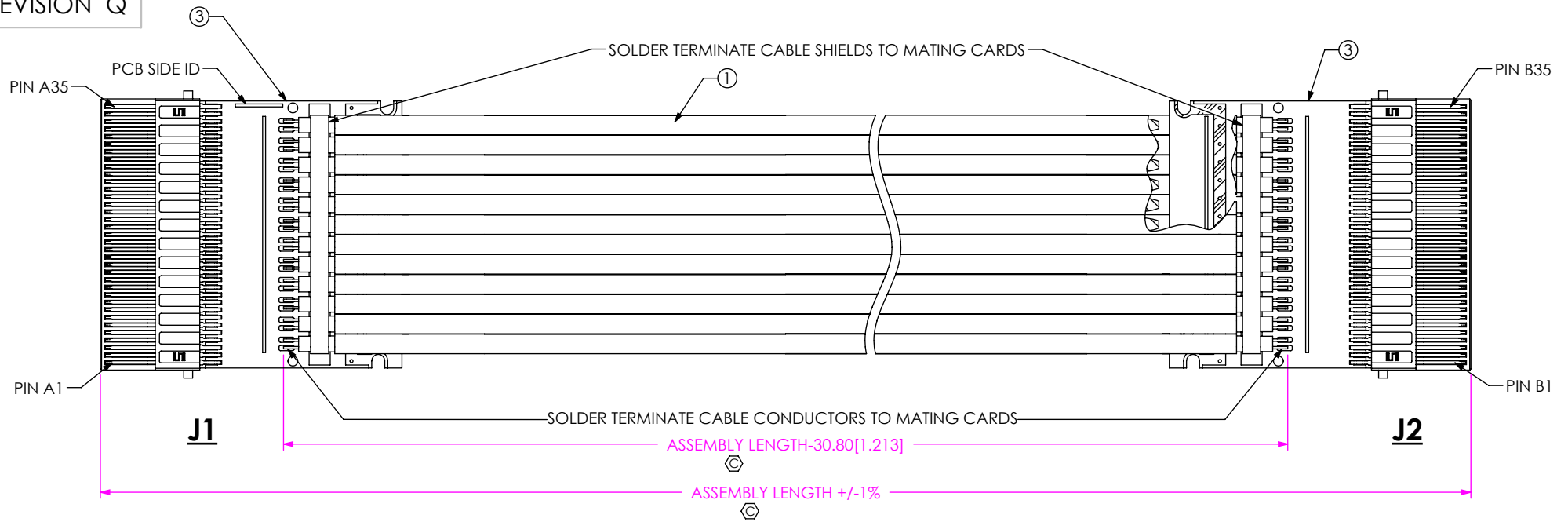
520 PARK EAST BLVD, NEW ALBANY, IN 47150  
PHONE: 812-944-6733 FAX: 812-948-5047  
e-Mail: info@SAMTEC.com code 55322

DESCRIPTION:  
HIGH SPEED CABLE ASSEMBLY

DWG. NO.

HDLSP-035-XXXX-X

BY: CLAY W 10/114/2010 SHEET 1 OF 9



IN PROCESS 1  
 SOLDER CABLE TO PCB SUB  
 (APPLY TO NO OPTION AND POSITIVE LATCH OPTION)

TABLE 1 SIGNAL MAPPING

SIDE A			SIDE B			SIDE A			SIDE B		
J1	NAME	J2	J1	NAME	J2	J1	NAME	J2	J1	NAME	J2
A1	POS	B1	B1	POS	A1	A19	POS	B19	B19	POS	A19
A2	NEG	B2	B2	NEG	A2	A20	NEG	B20	B20	NEG	A20
A3	GND	B3	B3	GND	A3	A21	GND	B21	B21	GND	A21
A4	POS	B4	B4	POS	A4	A22	POS	B22	B22	POS	A22
A5	NEG	B5	B5	NEG	A5	A23	NEG	B23	B23	NEG	A23
A6	GND	B6	B6	GND	A6	A24	GND	B24	B24	GND	A24
A7	POS	B7	B7	POS	A7	A25	POS	B25	B25	POS	A25
A8	NEG	B8	B8	NEG	A8	A26	NEG	B26	B26	NEG	A26
A9	GND	B9	B9	GND	A9	A27	GND	B27	B27	GND	A27
A10	POS	B10	B10	POS	A10	A28	POS	B28	B28	POS	A28
A11	NEG	B11	B11	NEG	A11	A29	NEG	B29	B29	NEG	A29
A12	GND	B12	B12	GND	A12	A30	GND	B30	B30	GND	A30
A13	POS	B13	B13	POS	A13	A31	POS	B31	B31	POS	A31
A14	NEG	B14	B14	NEG	A14	A32	NEG	B32	B32	NEG	A32
A15	GND	B15	B15	GND	A15	A33	GND	B33	B33	GND	A33
A16	POS	B16	B16	POS	A16	A34	POS	B34	B34	POS	A34
A17	NEG	B17	B17	NEG	A17	A35	NEG	B35	B35	NEG	A35
A18	GND	B18	B18	GND	A18						

\* ALL GND COMMON AND TIED TO TWINAX INNER SHIELD (RETURN PATH GROUND)

F:\DWG\MISC\MKTG\HDLSP-035-XXXX-X-MKT.SLDDRW

**PROPRIETARY NOTE**  
 THIS DOCUMENT CONTAINS CONFIDENTIAL AND PROPRIETARY INFORMATION AND ALL DESIGN, MANUFACTURING, REPRODUCTION, USE, PATENT RIGHTS AND SALES RIGHTS ARE EXPRESSLY RESERVED BY SAMTEC, INC. THIS DOCUMENT SHALL NOT BE DISCLOSED, IN WHOLE OR PART, TO ANY UNAUTHORIZED PERSON OR ENTITY NOR REPRODUCED, TRANSFERRED OR INCORPORATED IN ANY OTHER PROJECT IN ANY MANNER WITHOUT THE EXPRESS WRITTEN CONSENT OF SAMTEC, INC.



520 PARK EAST BLVD, NEW ALBANY, IN 47150  
 PHONE: 812-944-6733 FAX: 812-948-5047  
 e-Mail info@SAMTEC.com code 55322

DO NOT SCALE DRAWING

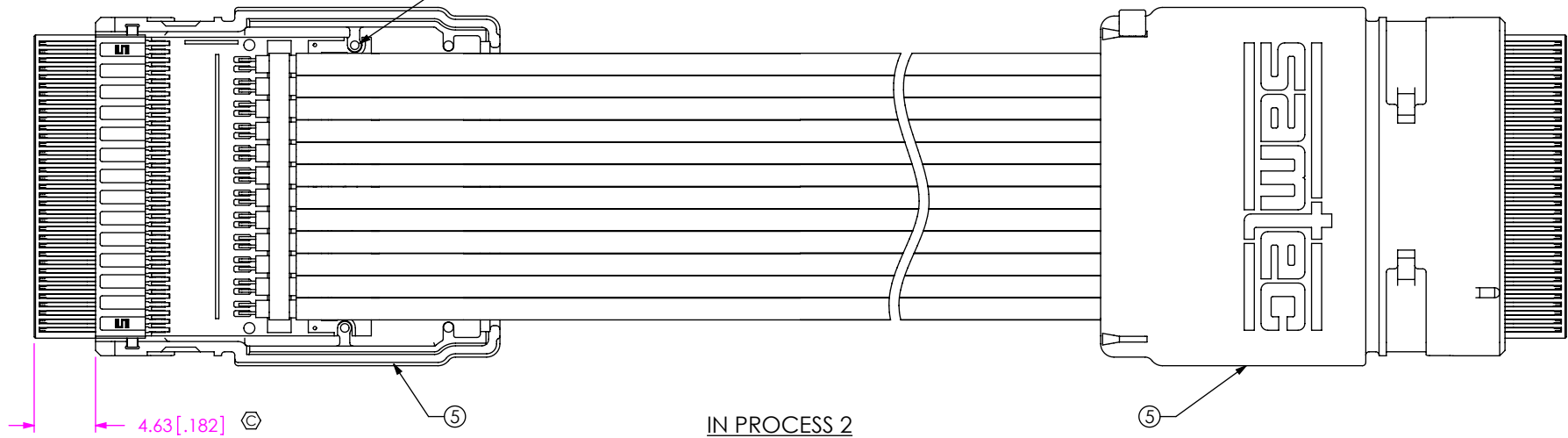
SHEET SCALE: 1:1

DESCRIPTION:  
 HIGH SPEED CABLE ASSEMBLY

DWG. NO. HDLSP-035-XXXX-X

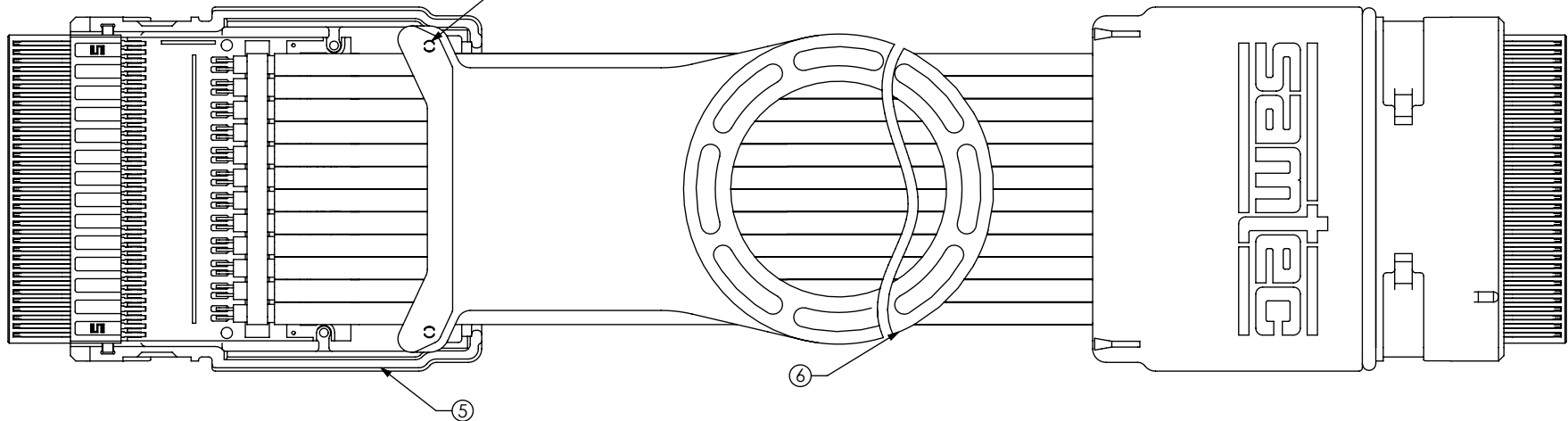
BY: CLAY W 10/114/2010 SHEET 2 OF 9

PLACE CABLE SUB-ASSY INTO BOTTOM HOUSING  
TAKE CARE TO ALIGN OFFSET GUIDE POSTS.



IN PROCESS 2  
ADD HT3-035-02 (BOTTOM HOUSING)

PLACE PULL TAP INTO BOTTOM HOUSING  
ON BACK POSTS.



IN PROCESS 3  
ADD HT3-DMT-035-01 (PULL TAB)  
(SECOND END PULL TAB NOT SHOWN FOR CLARITY)

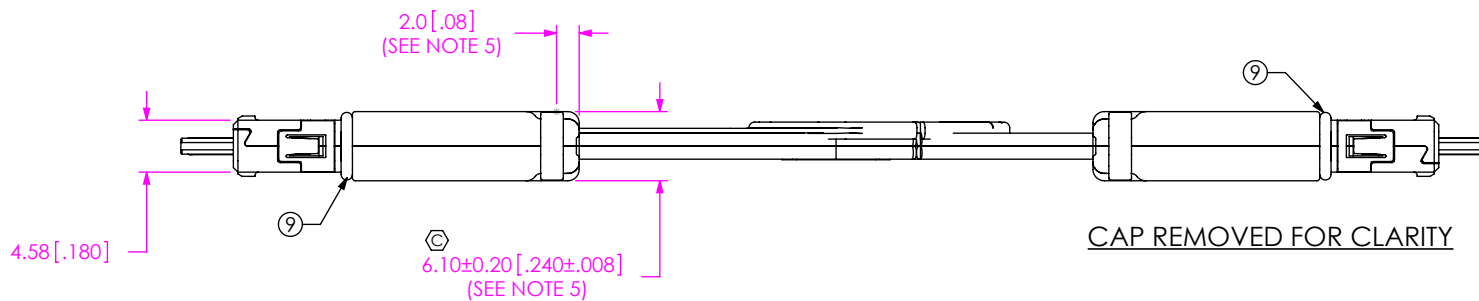
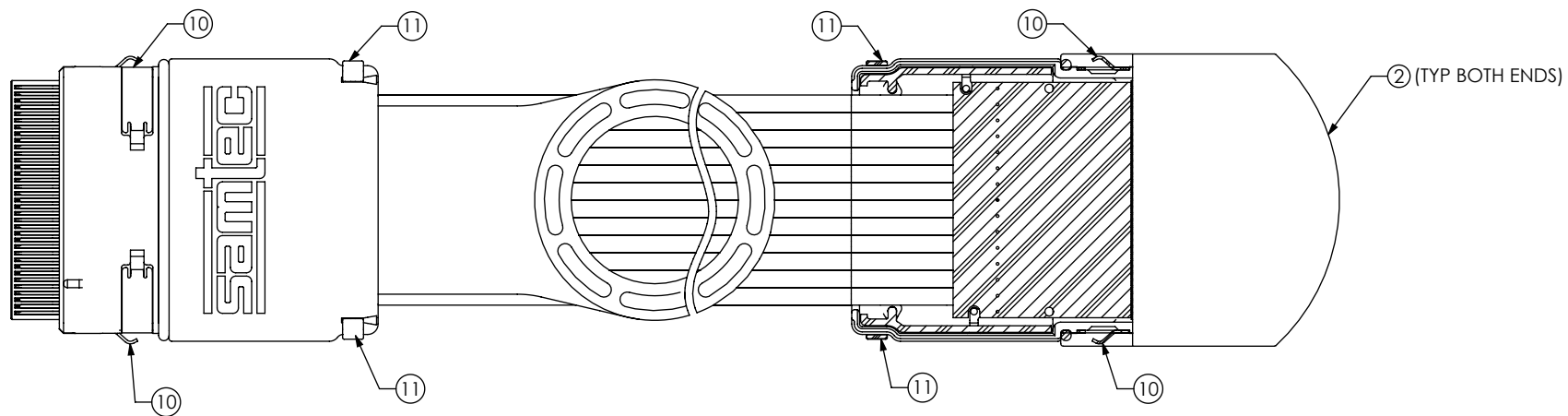
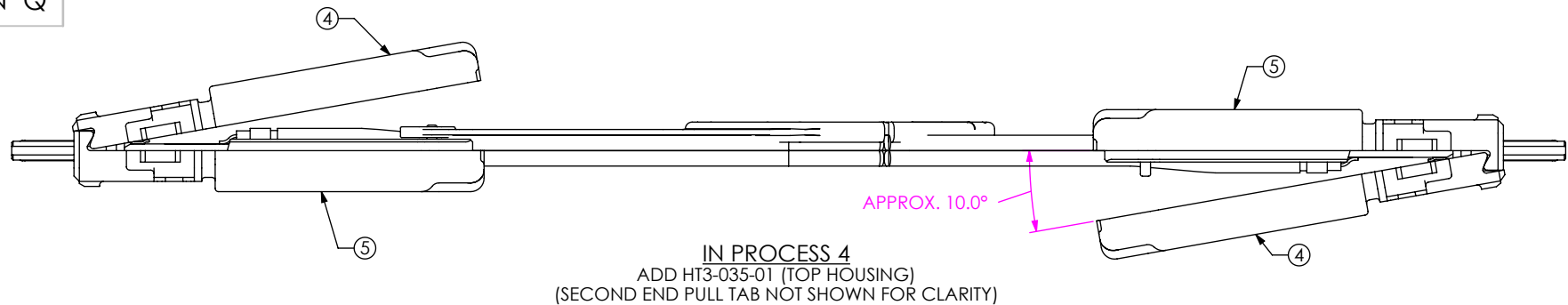
**PROPRIETARY NOTE**  
THIS DOCUMENT CONTAINS CONFIDENTIAL AND PROPRIETARY INFORMATION AND ALL DESIGN, MANUFACTURING, REPRODUCTION, USE, PATENT RIGHTS AND SALES RIGHTS ARE EXPRESSLY RESERVED BY SAMTEC, INC. THIS DOCUMENT SHALL NOT BE DISCLOSED, IN WHOLE OR PART, TO ANY UNAUTHORIZED PERSON OR ENTITY NOR REPRODUCED, TRANSFERRED OR INCORPORATED IN ANY OTHER PROJECT IN ANY MANNER WITHOUT THE EXPRESS WRITTEN CONSENT OF SAMTEC, INC.

DO NOT SCALE DRAWING  
SHEET SCALE: 1:2



520 PARK EAST BLVD. NEW ALBANY, IN 47150  
PHONE: 812-944-6733 FAX: 812-948-5047  
e-Mail info@SAMTEC.com code 55322

DESCRIPTION:  
HIGH SPEED CABLE ASSEMBLY  
DWG. NO. HDLSP-035-XXXX-X



CAP REMOVED FOR CLARITY

- IN PROCESS 5**  
A) LTC-25-01 (LATCH)  
B) ADD OR-113-35 (ORING)  
C) ADD LTC-23-01 (LATCH)  
D) ADD VCOV-HT3-035-ORG (AFTER E-TEST)

**PROPRIETARY NOTE**  
THIS DOCUMENT CONTAINS CONFIDENTIAL AND PROPRIETARY INFORMATION AND ALL DESIGN, MANUFACTURING, REPRODUCTION, USE, PATENT RIGHTS AND SALES RIGHTS ARE EXPRESSLY RESERVED BY SAMTEC, INC. THIS DOCUMENT SHALL NOT BE DISCLOSED, IN WHOLE OR PART, TO ANY UNAUTHORIZED PERSON OR ENTITY NOR REPRODUCED, TRANSFERRED OR INCORPORATED IN ANY OTHER PROJECT IN ANY MANNER WITHOUT THE EXPRESS WRITTEN CONSENT OF SAMTEC, INC.

DO NOT SCALE DRAWING

SHEET SCALE: 1:2

**samtec**

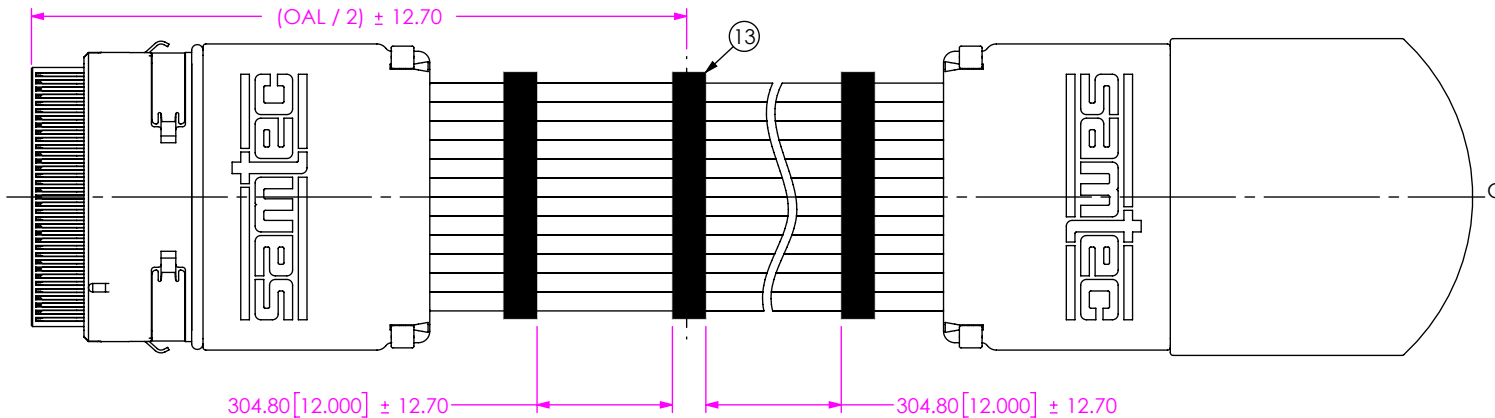
520 PARK EAST BLVD, NEW ALBANY, IN 47150  
PHONE: 812-944-6733 FAX: 812-948-5047  
e-Mail info@SAMTEC.com code 55322

DESCRIPTION:  
HIGH SPEED CABLE ASSEMBLY

DWG. NO. HDLSP-035-XXXX-X

BY: CLAY W 10/114/2010 SHEET 4 OF 9

**TAPE VIEW APPLICATION WHEN ITEM 13 QTY IS ODD**



**TAPE VIEW APPLICATION WHEN ITEM 13 QTY IS EVEN**

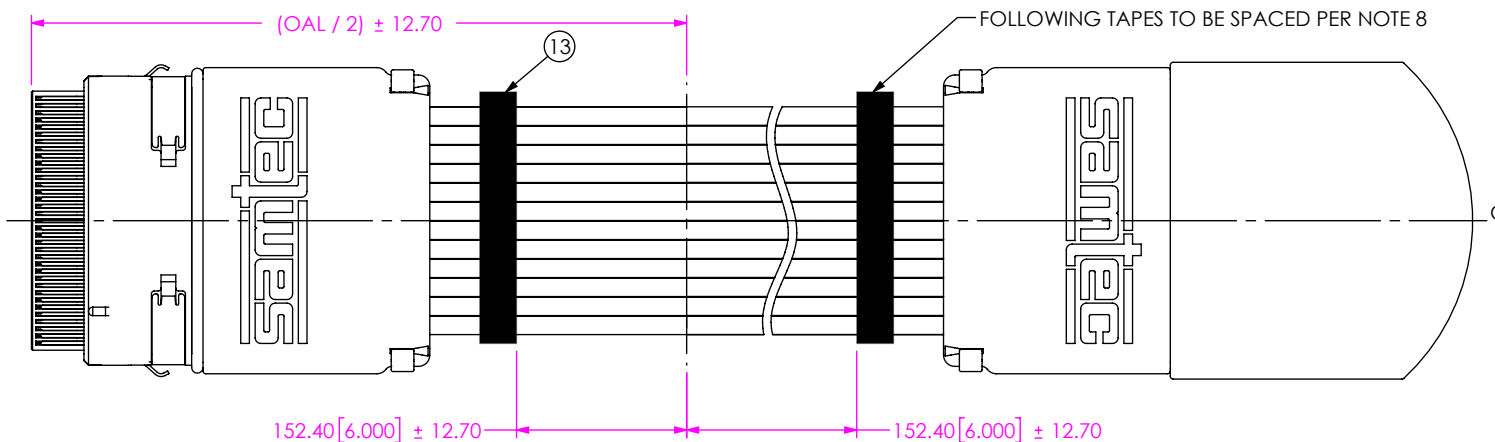


TABLE 2

ASSEMBLY LENGTH	ITEM #13 QTY
120 - 449	0
450 - 750	1
751 - 1000	2
1001 - 1350	3
1350 - 1650	4
1651 - 2000	5
2001 - 9999	(ASSEMBLY LENGTH-450)/300, ROUNDED UP TO NEAREST WHOLE NUMBER

HDLSP-035-XXXX BOM			
ITEM #	PART #	QTY	DESCRIPTION
IH BOM			
1	SUB-TTF-32100-12-01-XX-XX-TB	2	CABLE
2	VCOV-HT3-035-ORG	2	VINYL
3	SUB-HT3-035-01-S-EM	2	SUB ASSEMBLY
4	HT3-035-01	2	HOUSING
5	HT3-035-02	2	HOUSING
6	HT3-DMT-035-01	2	PULL TAB
7	HDRL-11	1	LABEL
8	ITEM DELETED		
9	OR-113-035	2	"O" RING
10	LTC-23-01-N	4	LATCH
11	LTC-25-01	4	LATCH
12	ITEM DELETED		
13	CCS-141647-01-PP	SEE TABLE 2	BLACK ELECTRICAL TAPE

**PROPRIETARY NOTE**  
 THIS DOCUMENT CONTAINS CONFIDENTIAL AND PROPRIETARY INFORMATION AND ALL DESIGN, MANUFACTURING, REPRODUCTION, USE, PATENT RIGHTS AND SALES RIGHTS ARE EXPRESSLY RESERVED BY SAMTEC, INC. THIS DOCUMENT SHALL NOT BE DISCLOSED, IN WHOLE OR PART, TO ANY UNAUTHORIZED PERSON OR ENTITY NOR REPRODUCED, TRANSFERRED OR INCORPORATED IN ANY OTHER PROJECT IN ANY MANNER WITHOUT THE EXPRESS WRITTEN CONSENT OF SAMTEC, INC.

DO NOT SCALE DRAWING

SHEET SCALE: 1:2



520 PARK EAST BLVD, NEW ALBANY, IN 47150  
 PHONE: 812-944-6733 FAX: 812-948-5047  
 e-Mail: info@SAMTEC.com code 55322

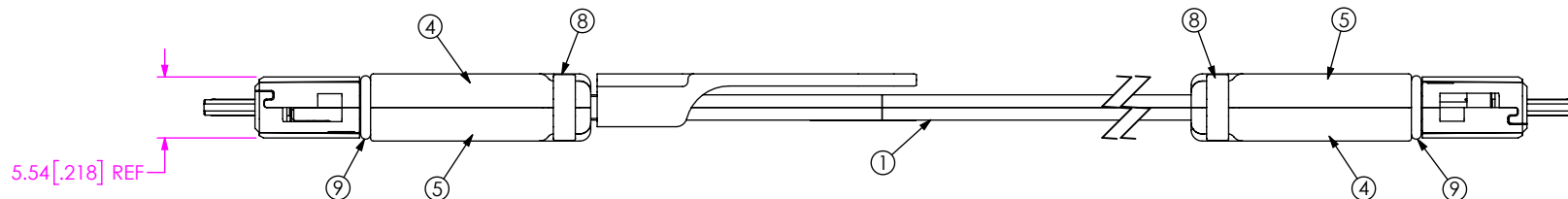
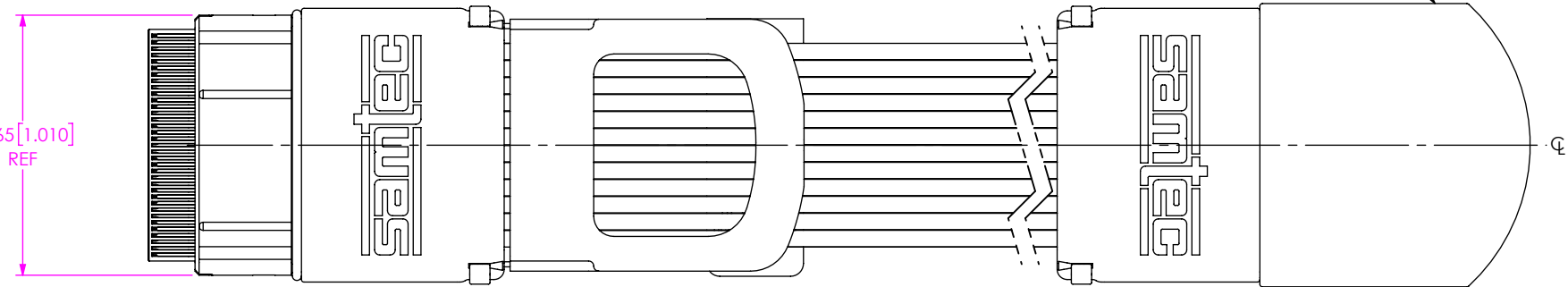
DESCRIPTION:  
 HIGH SPEED CABLE ASSEMBLY

DWG. NO.  
 HDLSP-035-XXXX-X

BY: CLAY W 10/114/2010 SHEET 5 OF 9

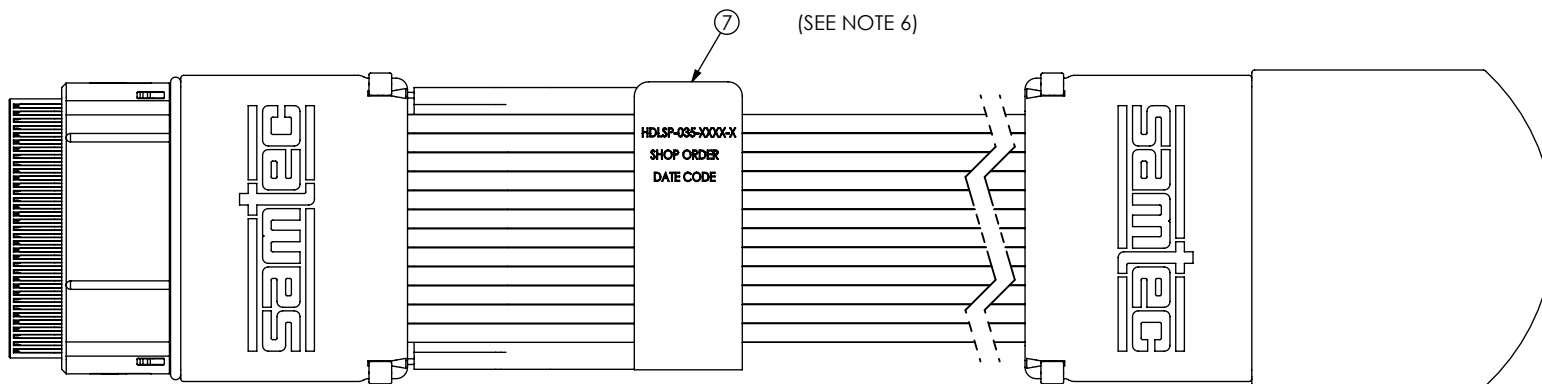
25.65 [1.010]  
REF

② (TYP BOTH ENDS)



CAP REMOVED FOR CLARITY

(SEE NOTE 6)



**FIG 2**  
HDLSP-035-XXXX-L SHOWN  
(SOME COMPONENTS NOT SHOWN  
IN ALL VIEWS FOR CLARITY)  
(DIFFERENT AS SHOWN, OTHERWISE SAME AS FIG 1)

**HDLSP-035-XXXX-L BOM**

ITEM #	PART #	QTY	DESCRIPTION
<b>IH BOM</b>			
1	SUB-TTF-32100-12-01-XX.XX-TB	2	CABLE
2	VCOV-HT3-035-ORG	2	VINYL
3	SUB-HT3-035-01-S-EM	2	SUB ASSEMBLY
4	HT3-035-01-L	2	HOUSING
5	HT3-035-02-L	2	HOUSING
6	SUB-HDLSP-LT-01	2	PULL TAB
7	HDRL-11	1	LABEL
8	LTC-25-01	4	LATCH
9	OR-113-035-090	2	"O" RING
13	CCS-141647-01-PP (SEE SHT 5)	SEE TABLE 2, SHT 5	BLACK ELECTRICAL TAPE

**PROPRIETARY NOTE**  
THIS DOCUMENT CONTAINS CONFIDENTIAL AND PROPRIETARY INFORMATION AND ALL DESIGN, MANUFACTURING, REPRODUCTION, USE, PATENT RIGHTS AND SALES RIGHTS ARE EXPRESSLY RESERVED BY SAMTEC, INC. THIS DOCUMENT SHALL NOT BE DISCLOSED, IN WHOLE OR PART, TO ANY UNAUTHORIZED PERSON OR ENTITY NOR REPRODUCED, TRANSFERRED OR INCORPORATED IN ANY OTHER PROJECT IN ANY MANNER WITHOUT THE EXPRESS WRITTEN CONSENT OF SAMTEC, INC.

DO NOT SCALE DRAWING

SHEET SCALE: 3:2

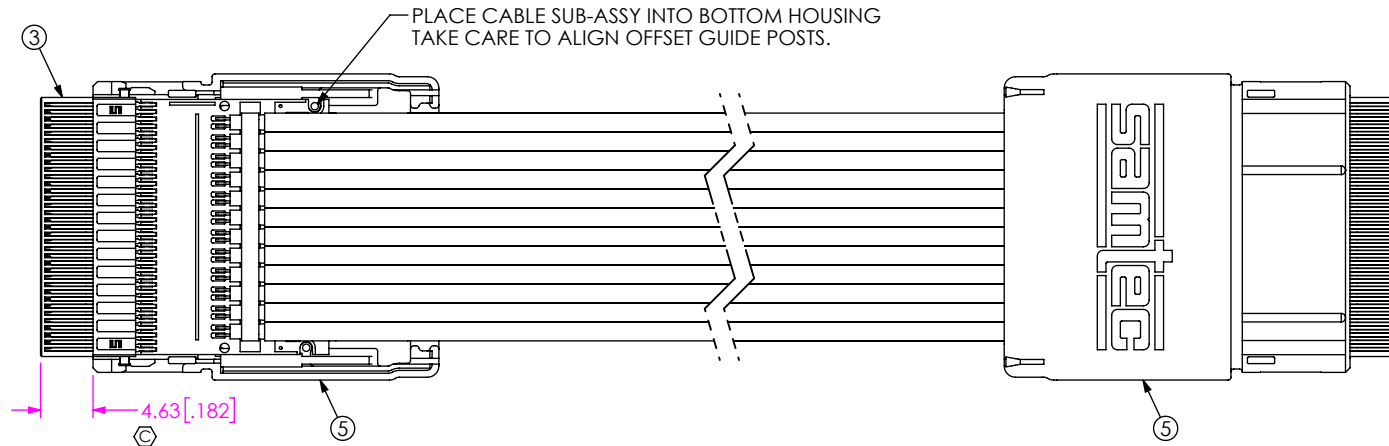


520 PARK EAST BLVD, NEW ALBANY, IN 47150  
PHONE: 812-944-6733 FAX: 812-948-5047  
e-Mail info@SAMTEC.com code 55322

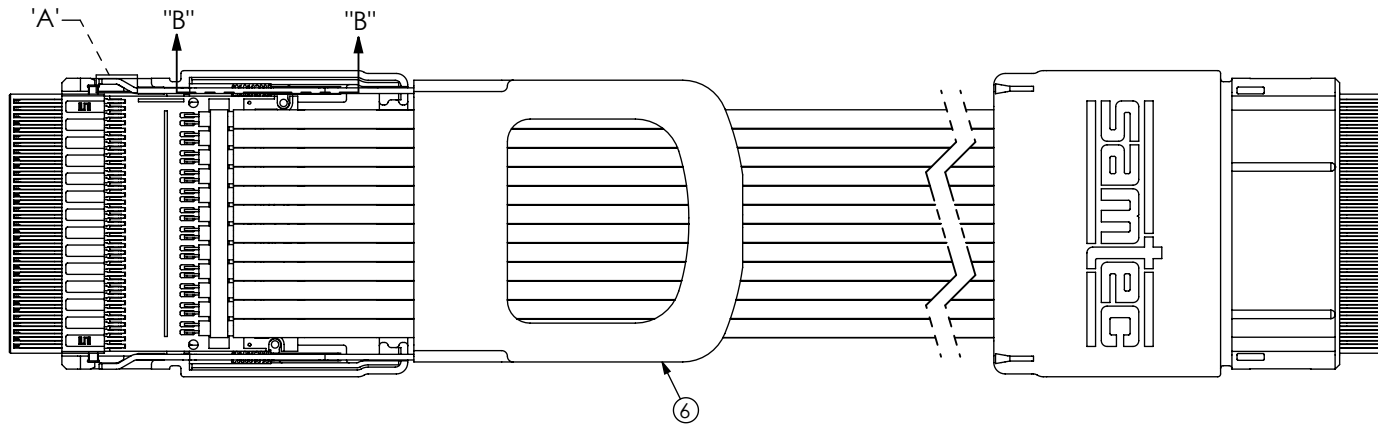
DESCRIPTION: HIGH SPEED CABLE ASSEMBLY

DWG. NO. HDLSP-035-XXXX-X

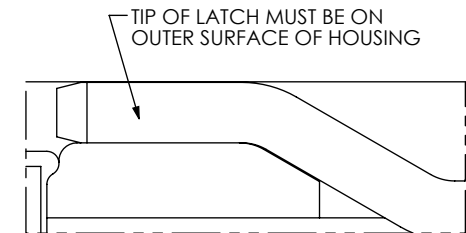
BY: CLAY W 10/114/2010 SHEET 6 OF 9



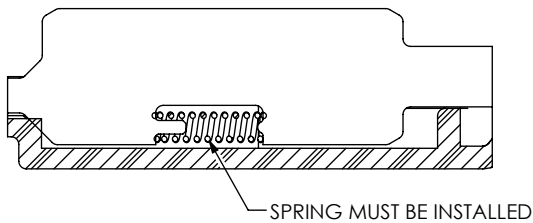
IN PROCESS 2  
ADD HT3-035-02-L (BOTTOM HOUSING)



IN PROCESS 3  
ADD SUB-HDLSP-LT-01 (PULL TAB)  
(SECOND END PULL TAB NOT SHOWN FOR CLARITY)



DETAIL 'A'  
SCALE 16 : 1



SECTION "B"-"B"  
SCALE 4 : 1

**PROPRIETARY NOTE**  
THIS DOCUMENT CONTAINS CONFIDENTIAL AND PROPRIETARY INFORMATION AND ALL DESIGN, MANUFACTURING, REPRODUCTION, USE, PATENT RIGHTS AND SALES RIGHTS ARE EXPRESSLY RESERVED BY SAMTEC, INC. THIS DOCUMENT SHALL NOT BE DISCLOSED, IN WHOLE OR PART, TO ANY UNAUTHORIZED PERSON OR ENTITY NOR REPRODUCED, TRANSFERRED OR INCORPORATED IN ANY OTHER PROJECT IN ANY MANNER WITHOUT THE EXPRESS WRITTEN CONSENT OF SAMTEC, INC.

DO NOT SCALE DRAWING

SHEET SCALE: 3:2

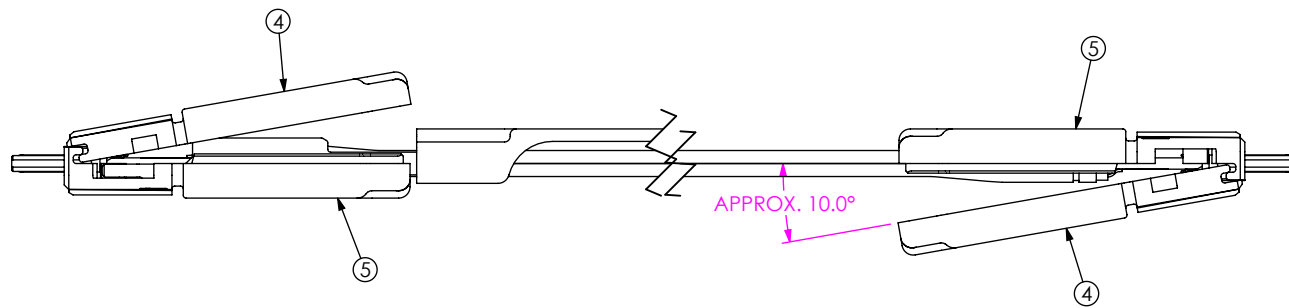
**samtec**

520 PARK EAST BLVD, NEW ALBANY, IN 47150  
PHONE: 812-944-6733 FAX: 812-948-5047  
e-Mail info@SAMTEC.com code 55322

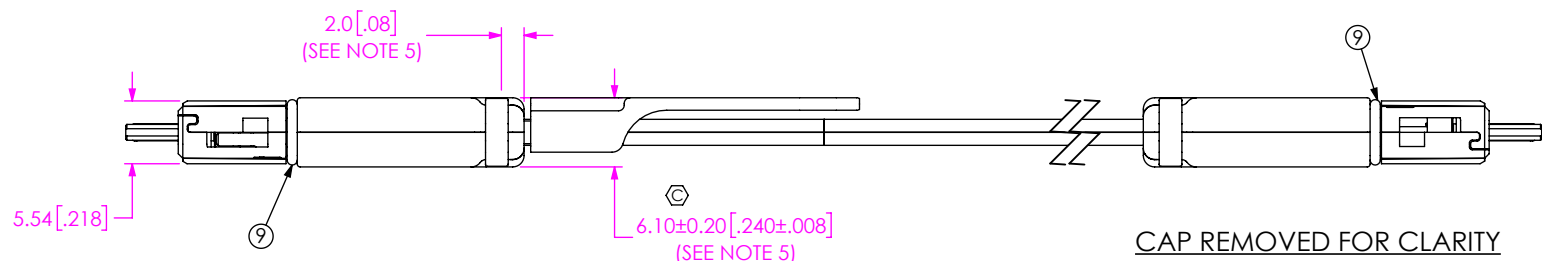
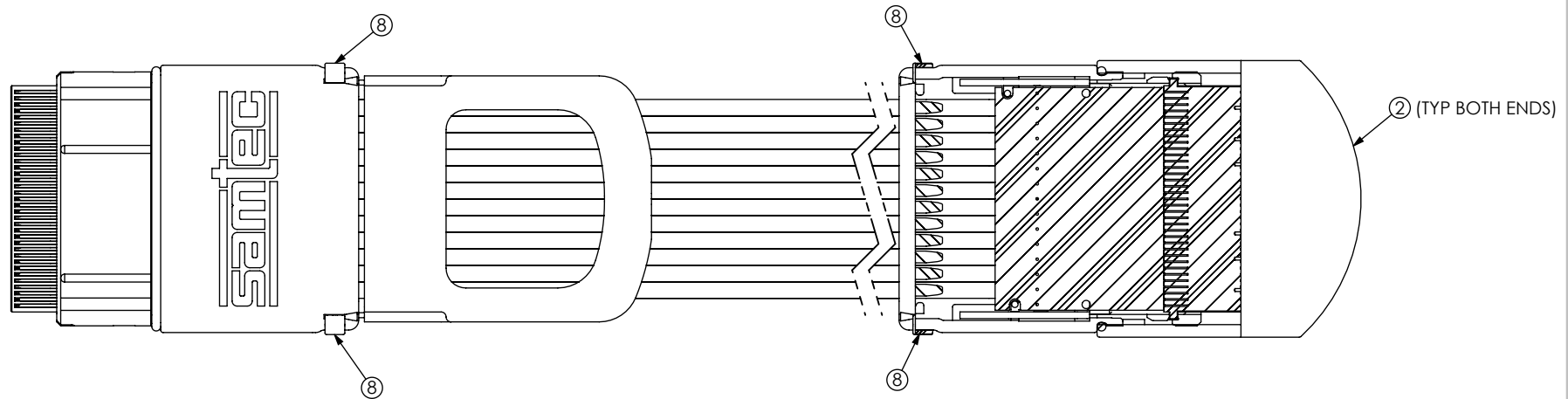
DESCRIPTION: HIGH SPEED CABLE ASSEMBLY

DWG. NO. HDLSP-035-XXXX-X

BY: CLAY W 10/114/2010 SHEET 7 OF 9



IN PROCESS 4  
 ADD HT3-035-01-L (TOP HOUSING)  
 (SECOND END PULL TAB NOT SHOWN FOR CLARITY)



CAP REMOVED FOR CLARITY

IN PROCESS 5  
 A) LTC-25-01 (LATCH)  
 B) ADD OR-113-35 (ORING)  
 C) ADD VCOV-HT3-035-ORG (AFTER E-TEST)

**PROPRIETARY NOTE**  
 THIS DOCUMENT CONTAINS CONFIDENTIAL AND PROPRIETARY INFORMATION AND ALL DESIGN, MANUFACTURING, REPRODUCTION, USE, PATENT RIGHTS AND SALES RIGHTS ARE EXPRESSLY RESERVED BY SAMTEC, INC. THIS DOCUMENT SHALL NOT BE DISCLOSED, IN WHOLE OR PART, TO ANY UNAUTHORIZED PERSON OR ENTITY NOR REPRODUCED, TRANSFERRED OR INCORPORATED IN ANY OTHER PROJECT IN ANY MANNER WITHOUT THE EXPRESS WRITTEN CONSENT OF SAMTEC, INC.

DO NOT SCALE DRAWING  
 SHEET SCALE: 3:2


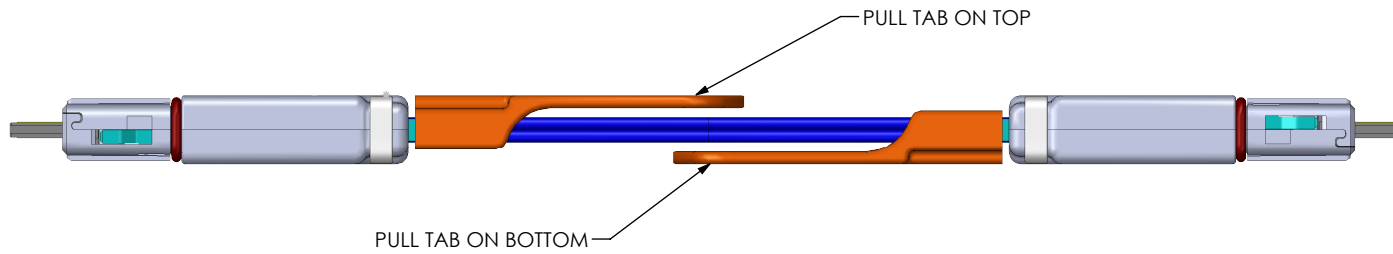
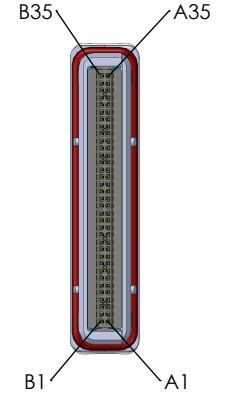

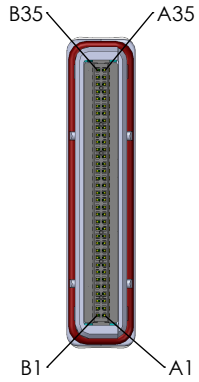
**samtec**  
 520 PARK EAST BLVD, NEW ALBANY, IN 47150  
 PHONE: 812-944-6733 FAX: 812-948-5047  
 e-Mail info@SAMTEC.com code 55322

DESCRIPTION: HIGH SPEED CABLE ASSEMBLY

DWG. NO. HDLSP-035-XXXX-X

BY: CLAY W 10/114/2010 SHEET 8 OF 9

**FINISHED ASSEMBLY**  
**CHECK PULL TAB ORIENTATION BEFORE PACKAGING**



**PROPRIETARY NOTE**  
 THIS DOCUMENT CONTAINS CONFIDENTIAL AND PROPRIETARY INFORMATION AND ALL DESIGN, MANUFACTURING, REPRODUCTION, USE, PATENT RIGHTS AND SALES RIGHTS ARE EXPRESSLY RESERVED BY SAMTEC, INC. THIS DOCUMENT SHALL NOT BE DISCLOSED, IN WHOLE OR PART, TO ANY UNAUTHORIZED PERSON OR ENTITY NOR REPRODUCED, TRANSFERRED OR INCORPORATED IN ANY OTHER PROJECT IN ANY MANNER WITHOUT THE EXPRESS WRITTEN CONSENT OF SAMTEC, INC.



520 PARK EAST BLVD., NEW ALBANY, IN 47150  
 PHONE: 812-944-6733 FAX: 812-948-5047  
 e-Mail info@SAMTEC.com code 55322

DO NOT SCALE DRAWING

SHEET SCALE: 3:2

DESCRIPTION:  
 HIGH SPEED CABLE ASSEMBLY

DWG. NO.  
 HDLSP-035-XXXX-X

BY: CLAY W 10/114/2010 SHEET 9 OF 9