THIS DRAWING IS UNPUBLISHED. RELEASED FOR PUBLICATION -,- .
© COPYRIGHT - BY TYCO ELECTRONICS CORPORATION. ALL RIGHTS RESERVED.

LOC	DIST
EA	51

REVISIONS

P	LTR	DESCRIPTION	DATE	DWN	APVD
	R	ECR 07-020023	31JAN08	LGE	RP

NOTE :

1. CONNECTOR KEYING CONFORMS TO ANSI X3T9.5/84-48.

2. LED IS 'ON' WHEN IN INSERTED STATE.

SPECIFICATIONS :

SWITCH LEGEND

PI = PRIMARY IN	PTx = PRIMARY TRANSMIT
SO = SECONDARY OUT	STx = SECONDARY TRANSMIT
PO = PRIMARY OUT	PRx = PRIMARY RECEIVE
SI = SECONDARY IN	SRx = SECONDARY RECEIVE

PART No.	FIBER TYPE	"A" LENGTH	PIGTAIL STRAIN RELIEF/CONNECTOR	
209174	62.5/125/250	1000mm	STRAIGHT ST	
3-209174	62.5/125/250	3000mm	STRAIGHT ST	OBSOLETE
8-209174	62.5/125/250	1000mm	90° ST	OBSOLETE

INSERTION LOSS

INSERTION LOSS DATA INCLUDES TWO CONNECTED PAIRS TESTED PER FOTP-34 METHOD A2

OPERATE MODE, POWER ON

PI LINE	TO PRX STATION	1.8 DB MAX
SI LINE	TO SRX STATION	1.8 DB MAX
PTX STATION	TO PO LINE	1.8 DB MAX
STX STATION	TO SO LINE	1.8 DB MAX

BYPASS MODE, POWER OFF

PI LINE	TO PO LINE	1.8 DB MAX
SI LINE	TO SO LINE	1.8 DB MAX
PTX STATION	TO PRX STATION	5.0 DB MAX
STX STATION	TO SRX STATION	5.0 DB MAX

OPTICAL CROSSTALK	</= -45 DB, PER FOTP-42
OPERATING WAVE LENGTH	750 TO 1450nm
TESTED WAVELENGTH	1300nm
POWER REQUIREMENTS	4.0 TO 5.5 VDC
	190 MA MAX AT 5.0 VDC W/ LED
SWITCHING SPEED	10 MILLISECONDS MAX

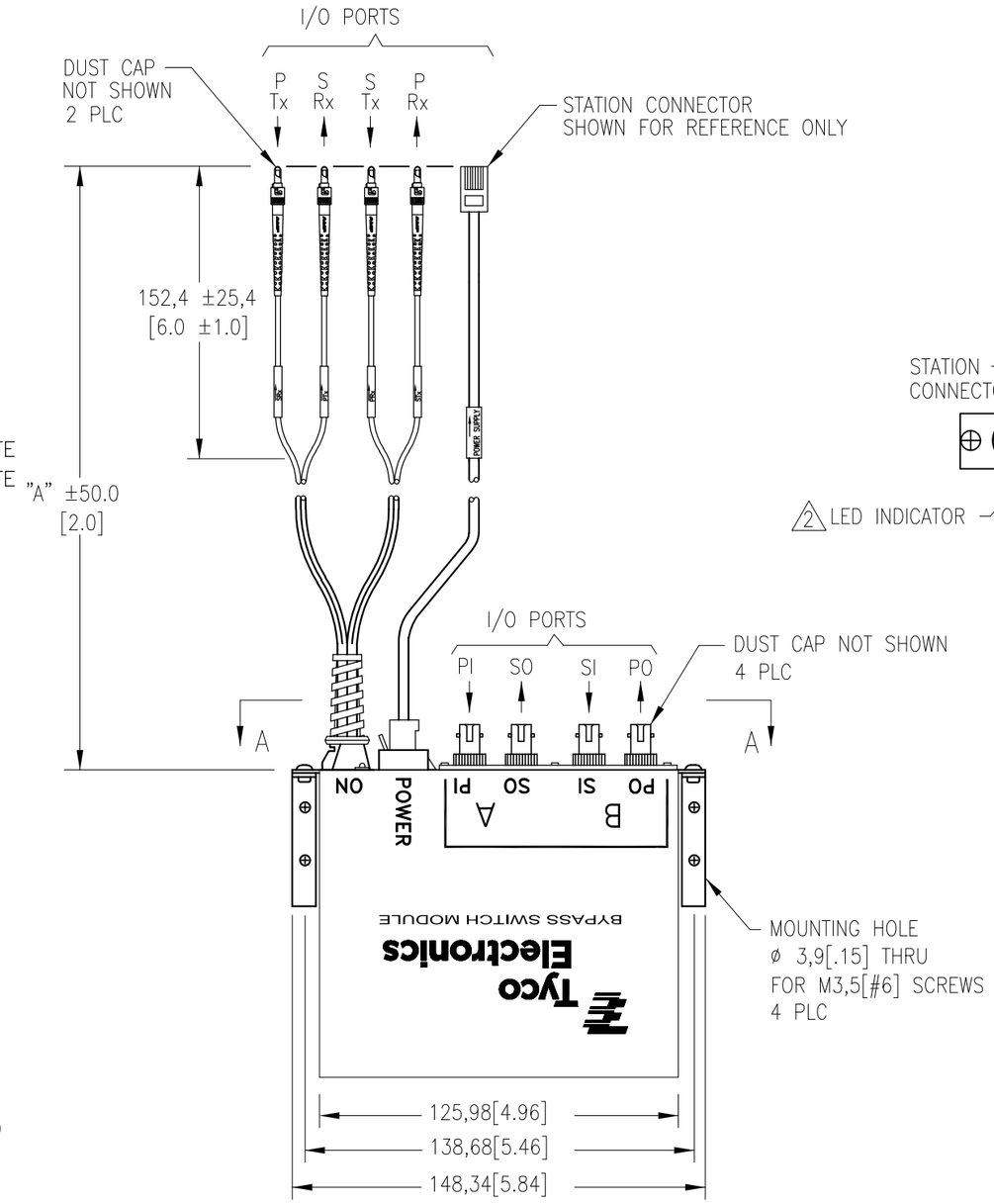

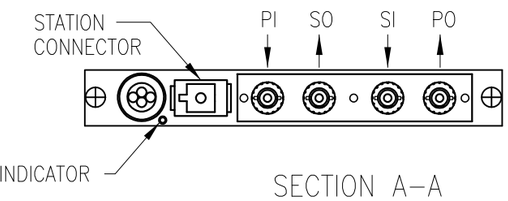

SECTION A-A

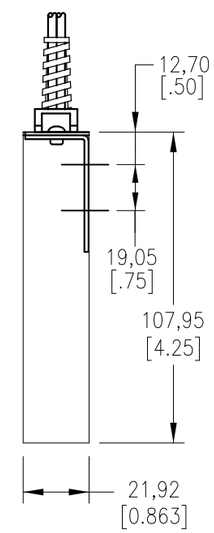

	KIT P/N	MODULE P/N	POWER CORD P/N	STATION CONNECTOR TYPE
OBSOLETE	209174-1	209664-3	209501-1	6 POS. MTE RECEPTACLE
OBSOLETE	209174-2	209664-3	209502-1	6 POS. SHIELDED DIN PLUG
OBSOLETE	209174-3	209664-3	209503-1	6 POS. SHIELDED MOD PLUG
	209174-4	209664-3	209504-1	6 POS. SHIELDED MINI DIN
OBSOLETE	209174-5	209664-3	209505-1	9 POS. SUB-D
OBSOLETE	209174-6	209664-3	209506-1	4 POS. MOD PLUG
OBSOLETE	209174-7	209664-3	209507-1	25 POS. SHIELDED HDE PLUG
OBSOLETE	3-209174-4	209664-6	209504-6	6 POS. SHIELDED MINI DIN

THIS DRAWING IS A CONTROLLED DOCUMENT.

DIMENSIONS: MM [inches]

TOLERANCES UNLESS OTHERWISE SPECIFIED:

0 PLC	± -
1 PLC	± 0,3
2 PLC	± ,13
3 PLC	± -
4 PLC	± -
ANGLES	± 2°

MATERIAL -

FINISH -

DWN	R. MONTANEZ	19MAR99
CHK	E. ANDERSON	19MAR99
APVD	H. BAUM	19MAR99
PRODUCT SPEC	—	
APPLICATION SPEC	—	
WEIGHT	-	

Tyco Electronics

Tyco Electronics Corporation
Harrisburg, PA 17105-3608

NAME -

BYPASS SWITCH KIT, ST, ADAPTOR/ST PIGTAILS

SIZE	CAGE CODE	DRAWING NO	RESTRICTED TO
A3	00779	C- 209174	-

CUSTOMER DRAWING

SCALE	SHEET	REV
NONE	1 OF 1	R