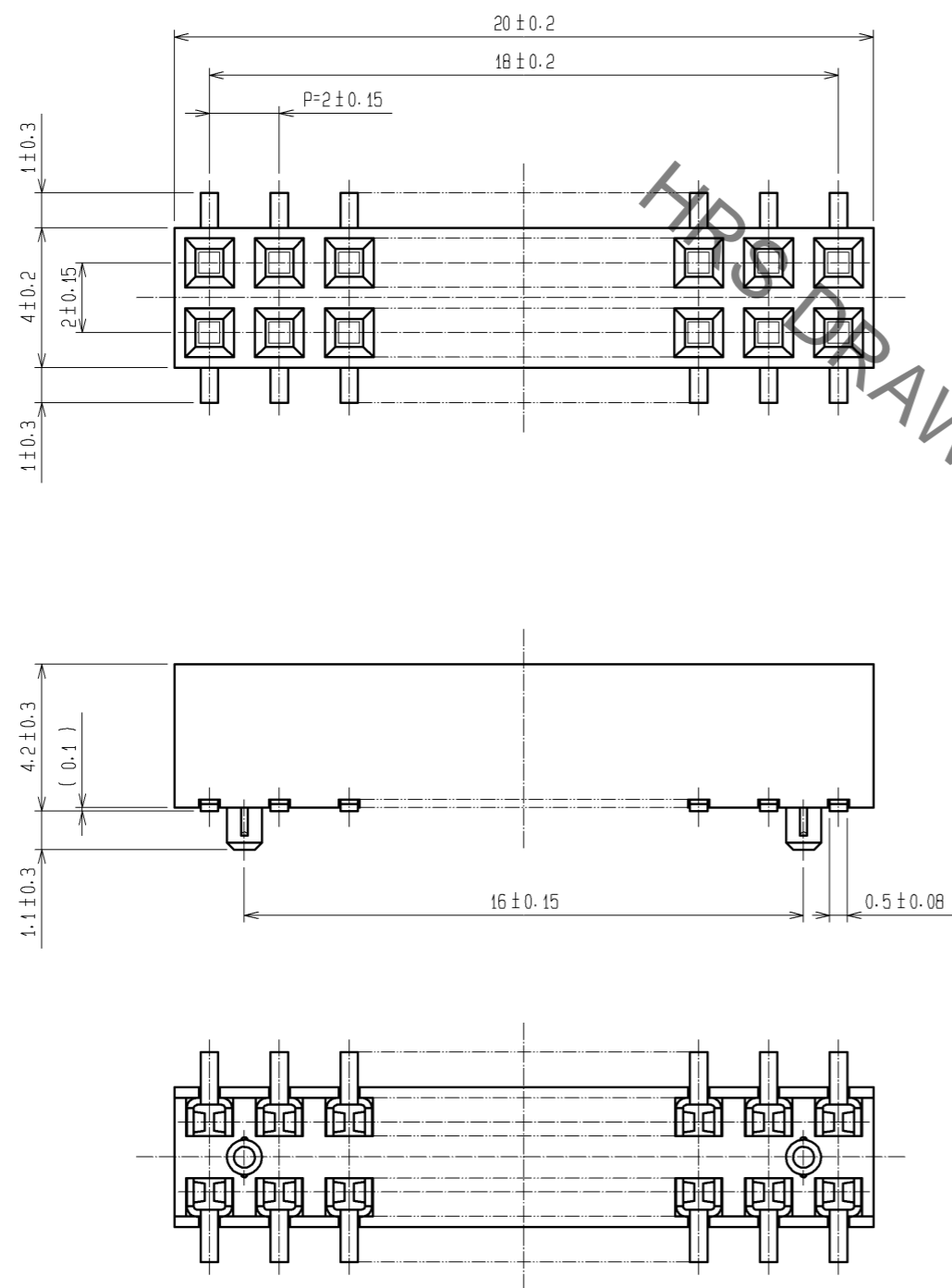
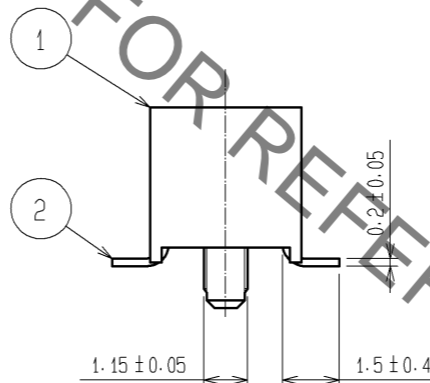
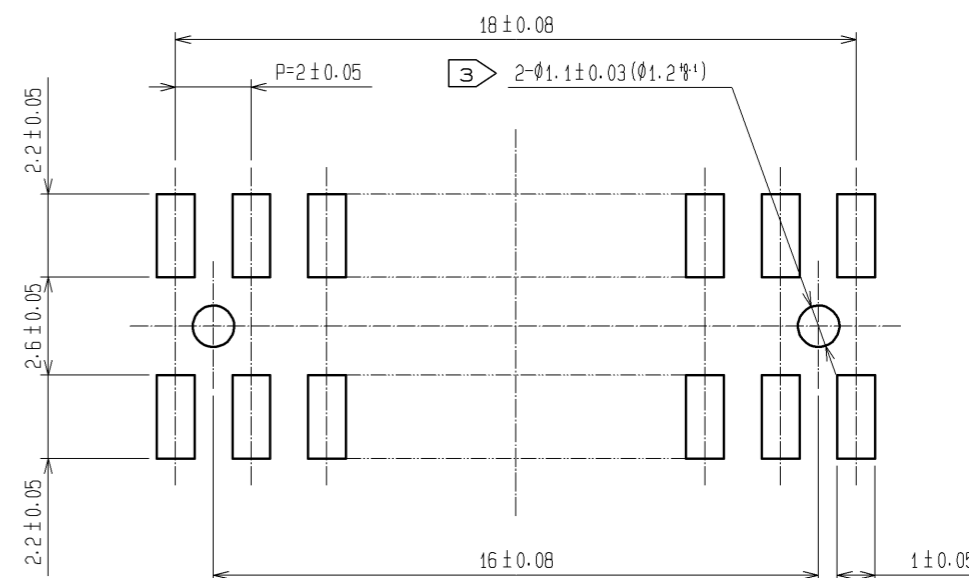


Sep.1.2020 Copyright 2020 HIROSE ELECTRIC CO., LTD. All Rights Reserved.
 In case of consideration for using Automotive equipment / device which demand high reliability, kindly contact our sales window correspondents.



RECOMMENDED LAND PATTERN DIMENSION OF PCB (MOUNTING SIDE)
 (RECOMMENDED METAL MASK THICKNESS:0.2mm)



- NOTE 1 LEAD CO-PLANARITY SHALL BE 0.15 MAX.
 2 THE DIMENSIONS IN PARENTHESES ARE FOR REFERENCE.
 3 FOR AUTOMATED MOUNTING, RECOMMENDED THROUGH HOLE DIAMETER OF BOSS IS 1.2φ1.

1	PPS	LIGHT BROWN / UL94V-0	2	PHOSPHOR BRONZE	CONTACT AREA:GOLD 0.2μm min. LEAD AREA:TIN-PLATING 1μm min. UNDER PLATING:NICKEL 1μm min.
NO.	MATERIAL	FINISH . REMARKS	NO.	MATERIAL	FINISH . REMARKS
UNITS mm		SCALE 5 : 1	COUNT 	DESCRIPTION OF REVISIONS	DESIGNED
		APPROVED : HS. OKAWA	13. 02. 08	DRAWING NO.	EDC3-082680-21
HIROSE ELECTRIC CO., LTD.		CHECKED : HT. YAMAGUCHI	13. 02. 08	PART NO.	A3A-20DA-2SV(71)
		DESIGNED : KJ. NISHIWAKI	13. 02. 08	CODE NO.	CL621-1148-7-71
		DRAWN : CR. TAKESHIMA	13. 02. 08		