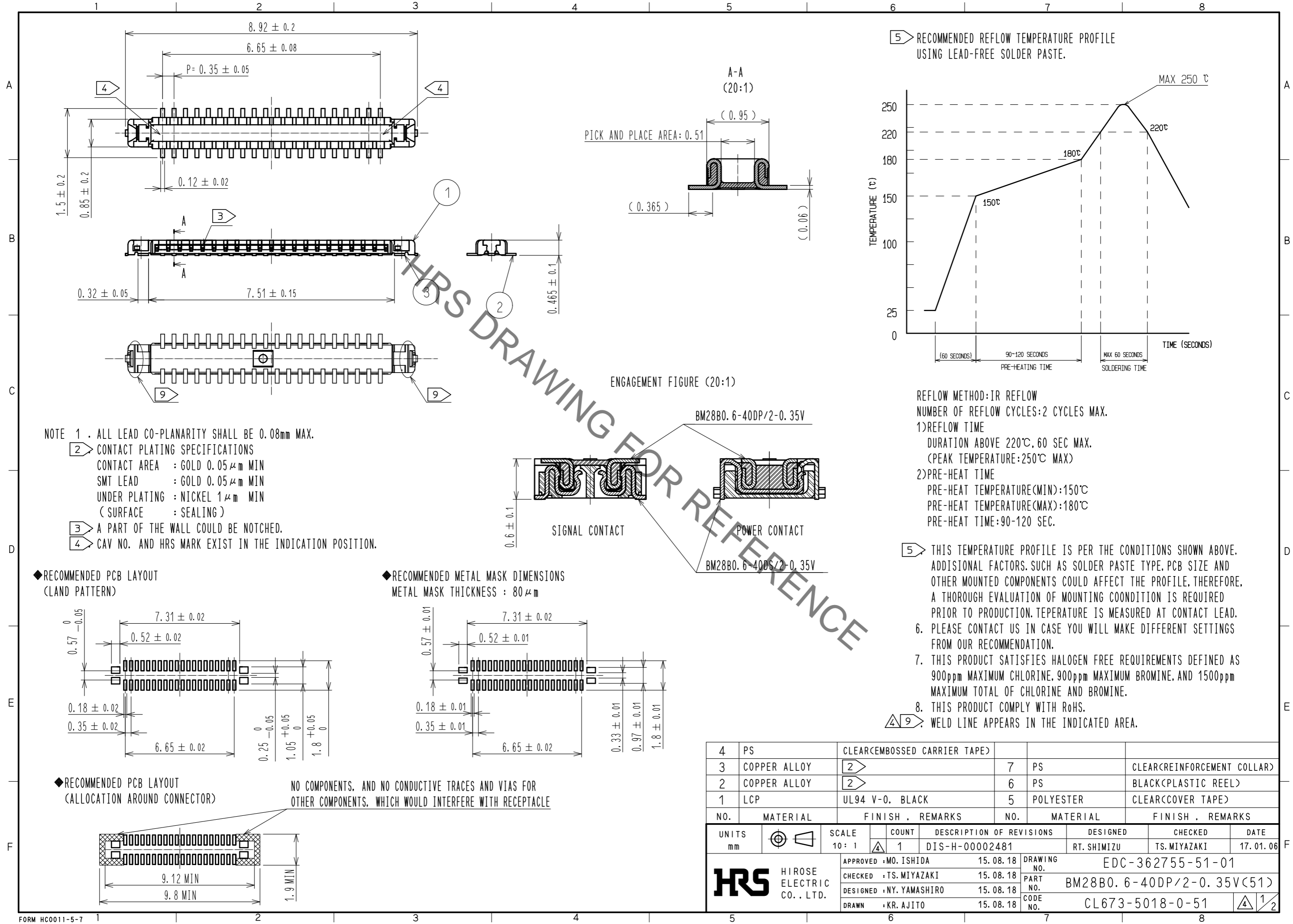


Aug.1.2020 Copyright 2020 HIROSE ELECTRIC CO., LTD. All Rights Reserved.
In case of consideration for using Automotive equipment / device which demand high reliability, kindly contact our sales window correspondents.



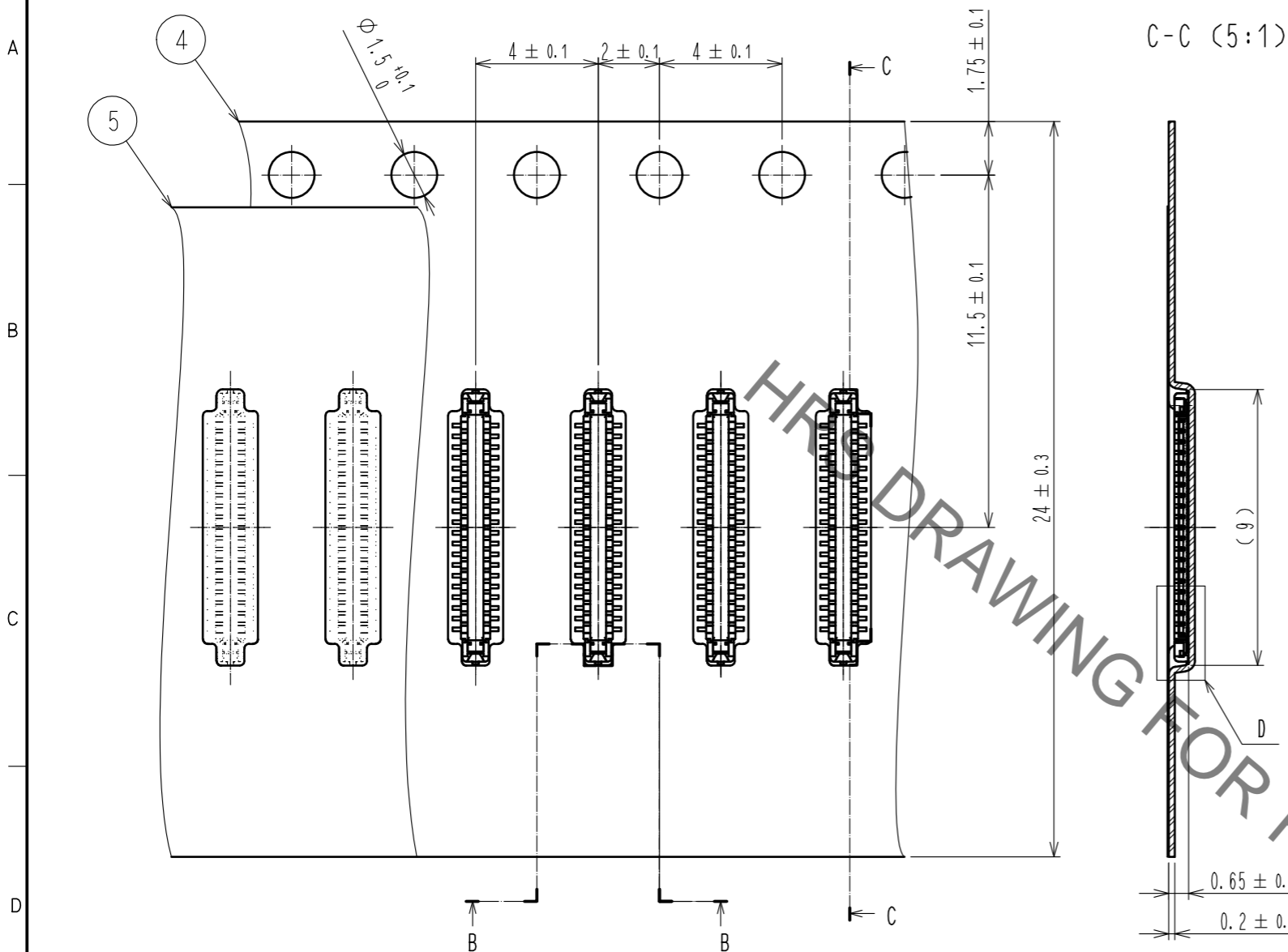
REFLOW METHOD: IR REFLOW
 NUMBER OF REFLOW CYCLES: 2 CYCLES MAX.
 1) REFLOW TIME
 DURATION ABOVE 220°C, 60 SEC MAX.
 (PEAK TEMPERATURE: 250°C MAX)
 2) PRE-HEAT TIME
 PRE-HEAT TEMPERATURE (MIN): 150°C
 PRE-HEAT TEMPERATURE (MAX): 180°C
 PRE-HEAT TIME: 90-120 SEC.

THIS TEMPERATURE PROFILE IS PER THE CONDITIONS SHOWN ABOVE. ADDITIONAL FACTORS, SUCH AS SOLDER PASTE TYPE, PCB SIZE AND OTHER MOUNTED COMPONENTS COULD AFFECT THE PROFILE. THEREFORE, A THOROUGH EVALUATION OF MOUNTING COONDITION IS REQUIRED PRIOR TO PRODUCTION. TEPERATURE IS MEASURED AT CONTACT LEAD.
 6. PLEASE CONTACT US IN CASE YOU WILL MAKE DIFFERENT SETTINGS FROM OUR RECOMMENDATION.
 7. THIS PRODUCT SATISFIES HALOGEN FREE REQUIREMENTS DEFINED AS 900ppm MAXIMUM CHLORINE, 900ppm MAXIMUM BROMINE, AND 1500ppm MAXIMUM TOTAL OF CHLORINE AND BROMINE.
 8. THIS PRODUCT COMPLY WITH ROHS.
 WELD LINE APPEARS IN THE INDICATED AREA.

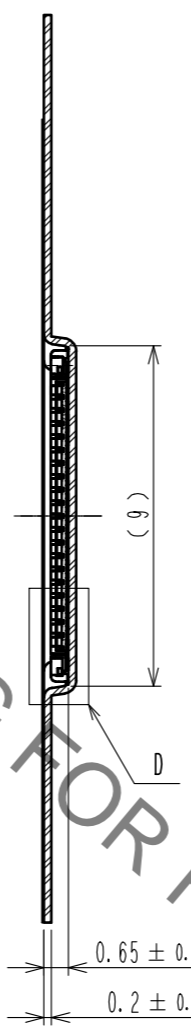
4	PS	CLEAR(EMBOSSED CARRIER TAPE)			
3	COPPER ALLOY		7	PS	CLEAR(REINFORCEMENT COLLAR)
2	COPPER ALLOY		6	PS	BLACK(PLASTIC REEL)
1	LCP	UL94 V-0, BLACK	5	POLYESTER	CLEAR(COVER TAPE)
NO.	MATERIAL	FINISH, REMARKS	NO.	MATERIAL	FINISH, REMARKS
UNITS	mm	SCALE	10:1	COUNT	1
		DESCRIPTION OF REVISIONS	DESIGNED	CHECKED	DATE
		DIS-H-00002481	RT. SHIMIZU	TS. MIYAZAKI	17.01.06
APPROVED: MO. ISHIDA		15.08.18	DRAWING NO. EDC-362755-51-01		
CHECKED: TS. MIYAZAKI		15.08.18	PART NO. BM28B0.6-40DP/2-0.35V(51)		
DESIGNED: NY. YAMASHIRO		15.08.18	CODE NO. CL673-5018-0-51		
DRAWN: KR. AJITO		15.08.18	1/2		

Aug.1.2020 Copyright 2020 HIROSE ELECTRIC CO., LTD. All Rights Reserved.
 In case of consideration for using Automotive equipment / device which demand high reliability, kindly contact our sales window correspondents.

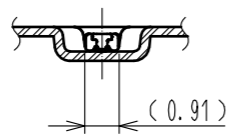
EMBOSED CARRIER TAPE PACKAGING (5:1)




C-C (5:1)



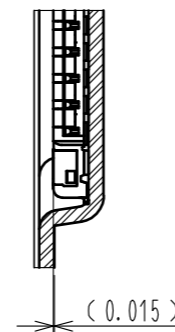
B-B (5:1)



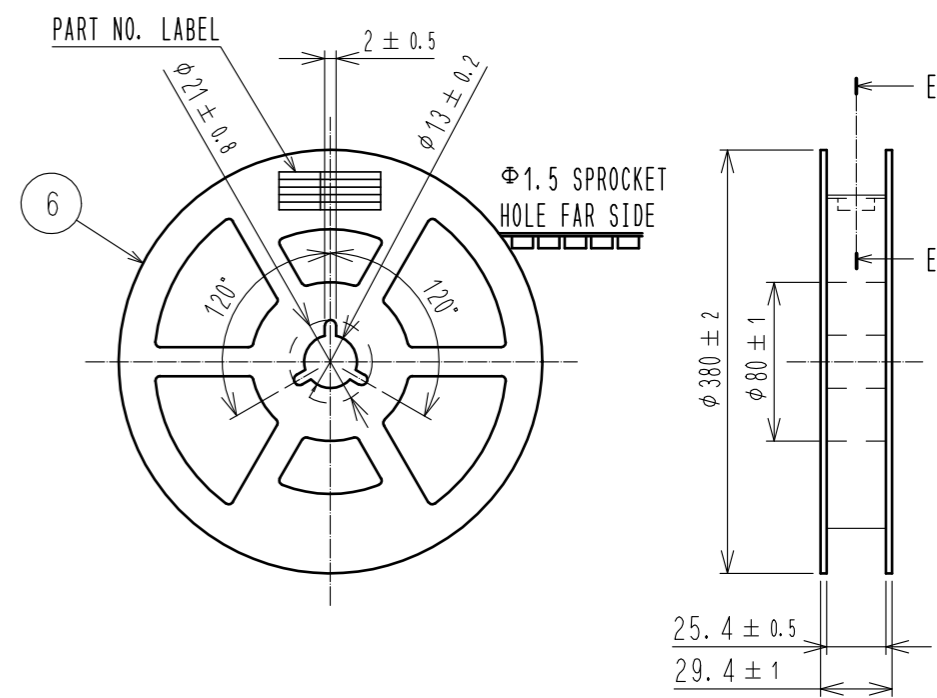
DIRECTION OF UNREELING



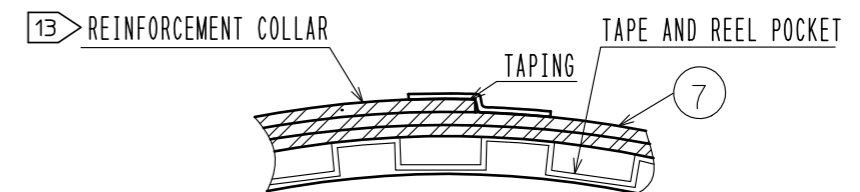
D (10:1)



STYLE AND DIMENSION OF REEL (FREE)



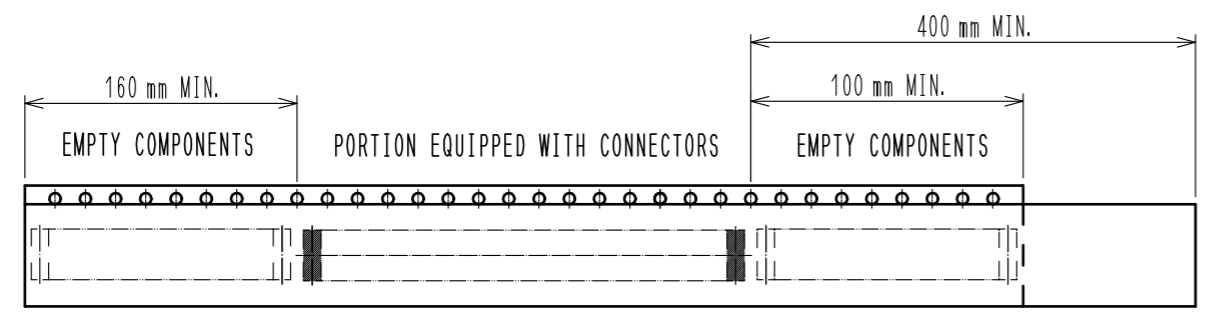
E-E (FREE)



DETAIL OF PART NO. LABEL

製造年月日	** ** *	DATA OF MANUFACTURED
製品コード	CL0673-****-**	CODE NO.
製品名	BM28B0.6-**	PART NO.
数量	20,000	QUANTITY
納入者	ヒロセ電機(株)	SUPPLIER

- 10 . PER REEL 20,000 CONNECTORS.
- 11 . THE DIMENSIONS IN PARENTHESES ARE FOR REFERENCE.
- 12 . REFER TO JIS C 0806, IEC 60286-3(PACKAGING OF COMPONENTS FOR AUTOMATIC HANDLING)
- 13 . AFTER PACKAGING, ROLL 2 METERS OF THE REINFORCEMENT COLLAR TO OUTER CIRCUMFERENCE OF TAPE AND REEL POCKET. AND TAPE DOWN AT THE END THE COLLAR.



HRS	DRAWING NO.	EDC-362755-51-01
	PART NO.	BM28B0.6-40DP/2-0.35V(51)
	CODE NO.	CL673-5018-0-51
		4/2