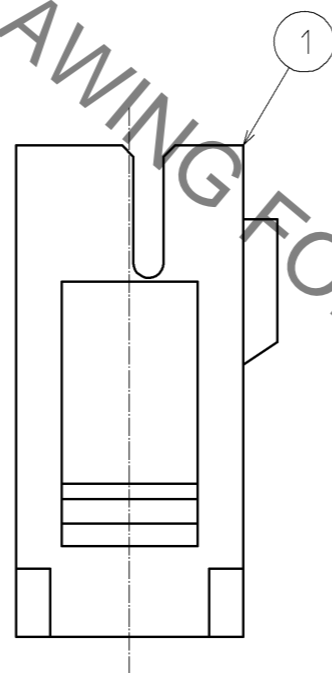
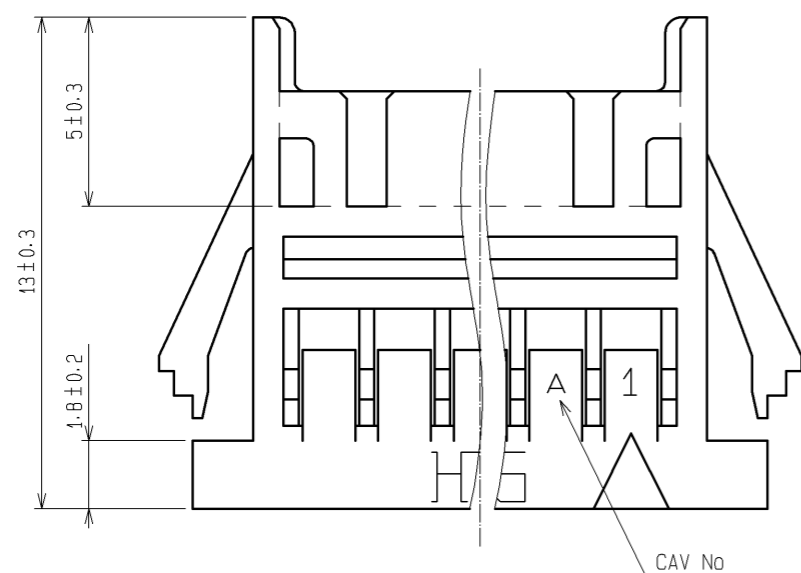
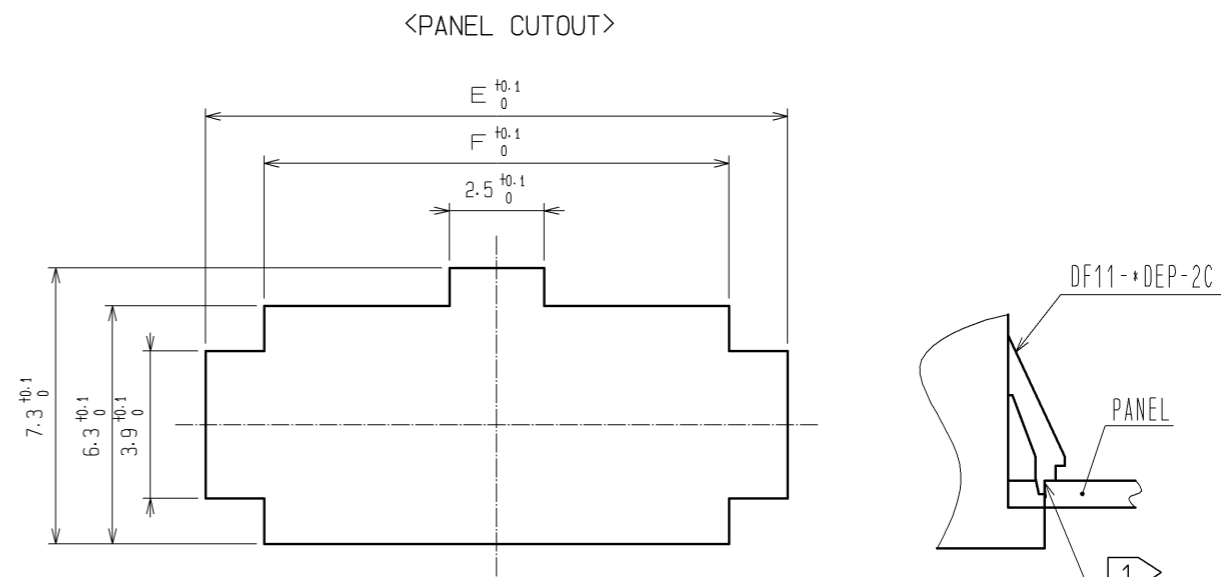
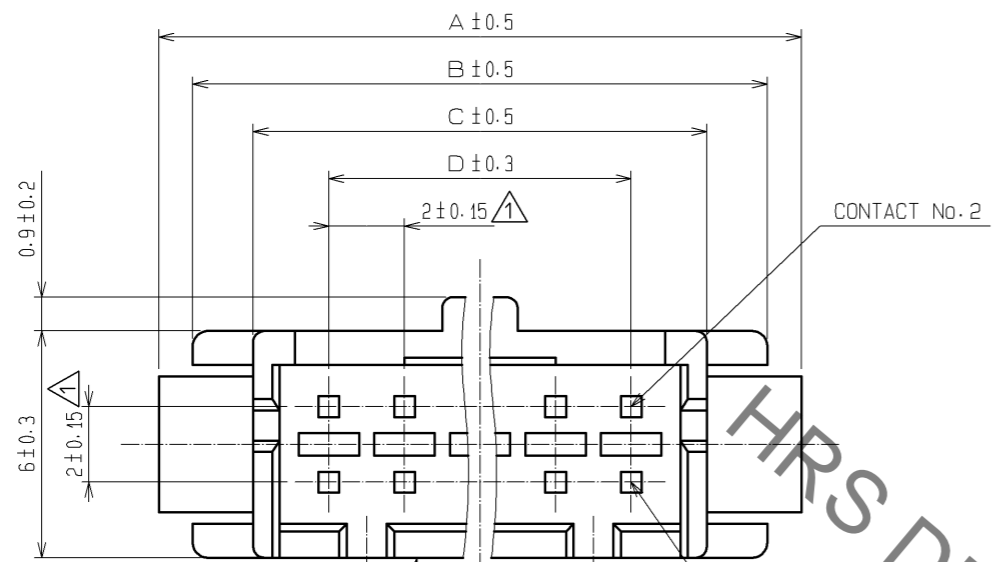
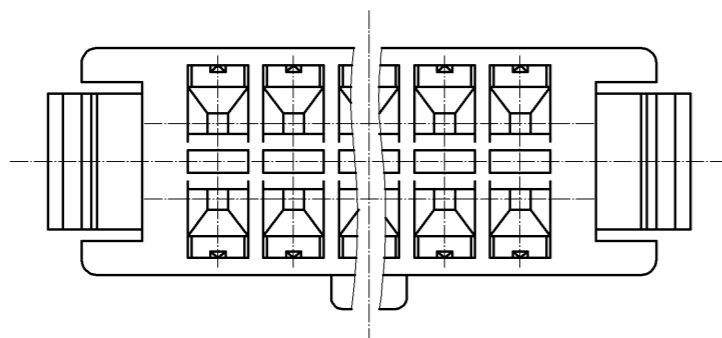


Aug.1.2020 Copyright 2020 HIROSE ELECTRIC CO., LTD. All Rights Reserved.  
In case of consideration for using Automotive equipment / device which demand high reliability, kindly contact our sales window correspondents.



NUMBER OF CONTACT	HRS No.	A	B	C	D	E	F
4	CL543-0619-5	11.0	9.2	6.0	2.0	9.4	6.3
6	CL543-0620-4	13.0	11.2	8.0	4.0	11.4	8.3
8	CL543-0621-7	15.0	13.2	10.0	6.0	13.4	10.3
10	CL543-0622-0	17.0	15.2	12.0	8.0	15.4	12.3
12	CL543-0623-2	19.0	17.2	14.0	10.0	17.4	14.3
14	CL543-0624-5	21.0	19.2	16.0	12.0	19.4	16.3
16	CL543-0625-8	23.0	21.2	18.0	14.0	21.4	18.3
18	CL543-0626-0	25.0	23.2	20.0	16.0	23.4	20.3
20	CL543-0627-3	27.0	25.2	22.0	18.0	25.4	22.3
22	CL543-0628-6	29.0	27.2	24.0	20.0	27.4	24.3
24	CL543-0629-9	31.0	29.2	26.0	22.0	29.4	26.3
25	CL543-0630-8	33.0	31.2	28.0	24.0	31.4	28.3
28	CL543-0631-0	35.0	33.2	30.0	26.0	33.4	30.3
30	CL543-0632-3	37.0	35.2	32.0	28.0	35.4	32.3
32	CL543-0633-6	39.0	37.2	34.0	30.0	37.4	34.3

- NOTE 1) PLEASE USE THE NON-RADIUS SIDE FOR THE PANEL HOOKING AREA.  
 2) APPLICABLE PANEL THICKNESS IS 1.6 TO 1.0mm.  
 (A SLIGHT DEVIATION WILL OCCUR FOR THE THICKNESS EXCEPT FOR 1.6 AND 1.2mm.)  
 3) LENGTH OF MATING WITH 'DF11-+DC-2C' IS 15.3mm.  
 4) THE WALL IN CENTER DOESN'T EXIST FOR 4 AND 6 CONTACTS.



NO.	MATERIAL	FINISH	REMARKS	NO.	MATERIAL	FINISH	REMARKS	
				1	PORYAMIDE		UL94V-0(BLACK)	
UNITS	mm	SCALE	COUNT	DESIGNED		CHECKED		DATE
				5 : 1	3	YK. NAKATSU		TS. FUKUSHIMA
DESCRIPTION OF REVISIONS				DRAWING NO.		PART NO.		
DIS-H-004178				EDC3-081880-01		DF11-+DEP-2C		
APPROVED : KJ. KATAYOSE 05.01.05				DRAWING NO.		CODE NO.		
CHECKED : TY. OMA 05.01.05				EDC3-081880-01		CL543-		
DESIGNED : IO. DENPOUYA 05.01.05				PART NO.				
DRAWN : IO. DENPOUYA 05.01.05				DF11-+DEP-2C				
				CODE NO.				
				CL543-				