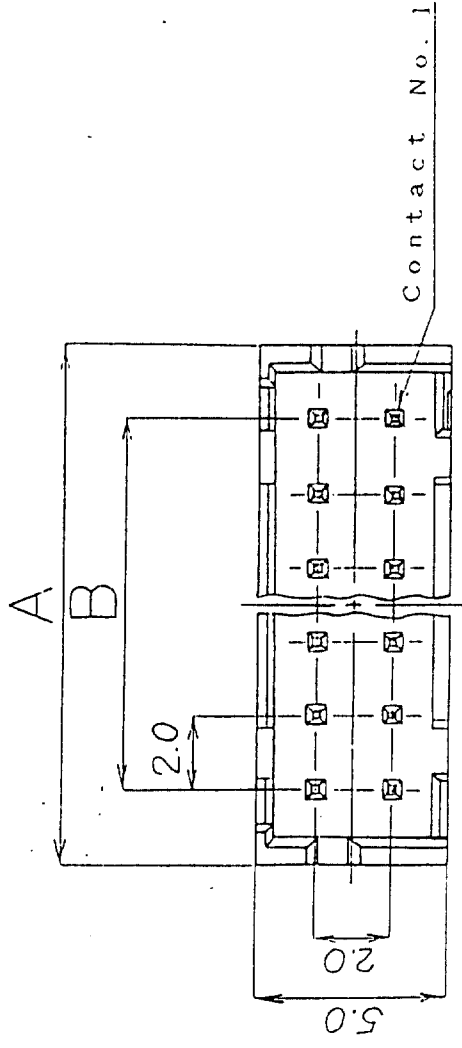
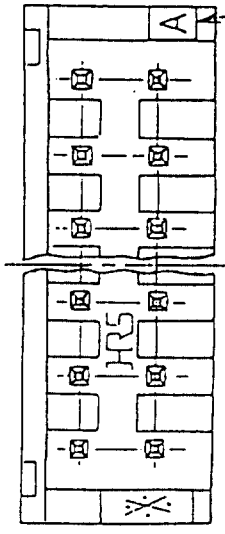
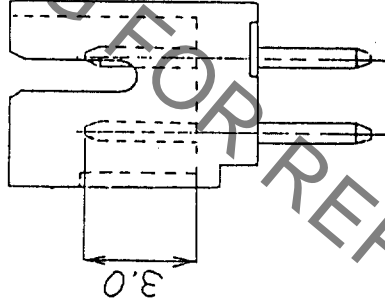
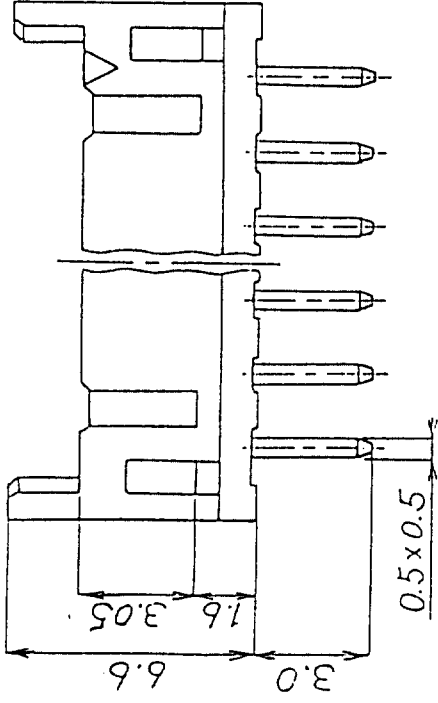


NO.	REVISIONS	BY	CHKD	DATE	BY	CHKD	DATE
△							
△							
△							



Contact No. 1



Mold CAV No.

No. of Pin	Part. No.	A	B
4	DF11-4DP-2DSA(01)	6.0	2.0
6	DF11-6DP-2DSA(01)	8.0	4.0
8	DF11-8DP-2DSA(01)	10.0	6.0
10	DF11-10DP-2DSA(01)	12.0	8.0
12	DF11-12DP-2DSA(01)	14.0	10.0
14	DF11-14DP-2DSA(01)	16.0	12.0
16	DF11-16DP-2DSA(01)	18.0	14.0
18	DF11-18DP-2DSA(01)	20.0	16.0
20	DF11-20DP-2DSA(01)	22.0	18.0
22	DF11-22DP-2DSA(01)	24.0	20.0
24	DF11-24DP-2DSA(01)	26.0	22.0
26	DF11-26DP-2DSA(01)	28.0	24.0
28	DF11-28DP-2DSA(01)	30.0	26.0
30	DF11-30DP-2DSA(01)	32.0	28.0
32	DF11-32DP-2DSA(01)	34.0	30.0

Notes: The minimum ordering quantity for header is one package(containing 100 pieces).
 2: Insulator : Nylon resin ,Black
 Contact Material: Brass
 Contact Plating : 0.2 μm gold plating

No.	MATERIAL	FINISH,REMARKS	No.	MATERIAL	FINISH,REMARKS
APPROVED	14 Yamazaki	20.8.29			
REVIEWED					
CHECKED					
DESIGNED	J. Omi	90.8.29			
DRAWN	J. Omi	90.8.29			
DRAWING No.	EDC3-162393-01		UNITS	SCALE	
			mm	5:1	
			ISSUED BY		
			HRS HIROSE ELECTRIC CO., LTD.		
			PART NO.		
			DF11-XDP-2DSA(01)		
			CODE NO.		