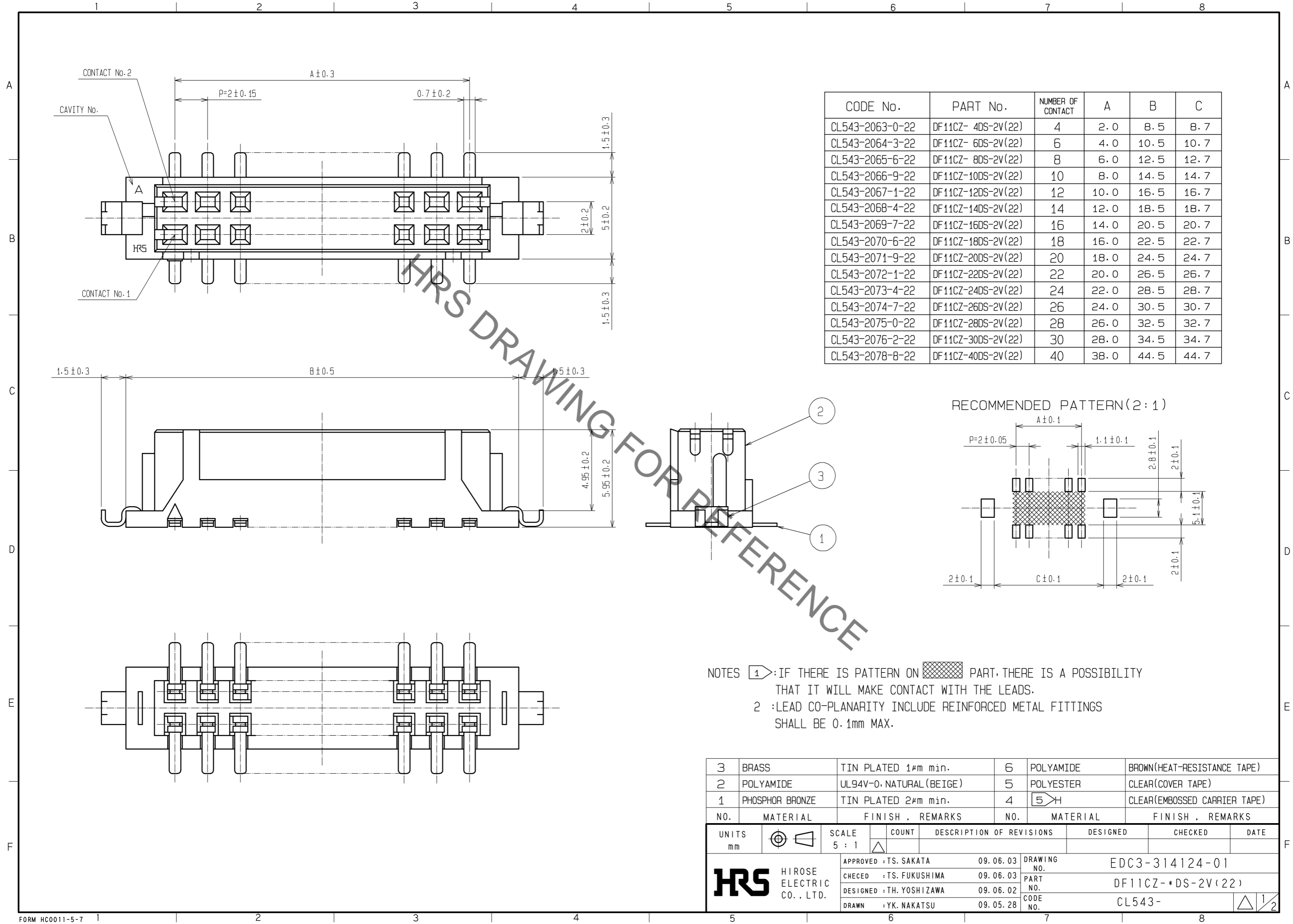


Aug.1.2020 Copyright 2020 HIROSE ELECTRIC CO., LTD. All Rights Reserved.
In case of consideration for using Automotive equipment / device which demand high reliability, kindly contact our sales window correspondents.



CODE No.	PART No.	NUMBER OF CONTACT	A	B	C
CL543-2063-0-22	DF11CZ- 4DS-2V(22)	4	2.0	8.5	8.7
CL543-2064-3-22	DF11CZ- 6DS-2V(22)	6	4.0	10.5	10.7
CL543-2065-6-22	DF11CZ- 8DS-2V(22)	8	6.0	12.5	12.7
CL543-2066-9-22	DF11CZ-10DS-2V(22)	10	8.0	14.5	14.7
CL543-2067-1-22	DF11CZ-12DS-2V(22)	12	10.0	16.5	16.7
CL543-2068-4-22	DF11CZ-14DS-2V(22)	14	12.0	18.5	18.7
CL543-2069-7-22	DF11CZ-16DS-2V(22)	16	14.0	20.5	20.7
CL543-2070-6-22	DF11CZ-18DS-2V(22)	18	16.0	22.5	22.7
CL543-2071-9-22	DF11CZ-20DS-2V(22)	20	18.0	24.5	24.7
CL543-2072-1-22	DF11CZ-22DS-2V(22)	22	20.0	26.5	26.7
CL543-2073-4-22	DF11CZ-24DS-2V(22)	24	22.0	28.5	28.7
CL543-2074-7-22	DF11CZ-26DS-2V(22)	26	24.0	30.5	30.7
CL543-2075-0-22	DF11CZ-28DS-2V(22)	28	26.0	32.5	32.7
CL543-2076-2-22	DF11CZ-30DS-2V(22)	30	28.0	34.5	34.7
CL543-2078-8-22	DF11CZ-40DS-2V(22)	40	38.0	44.5	44.7

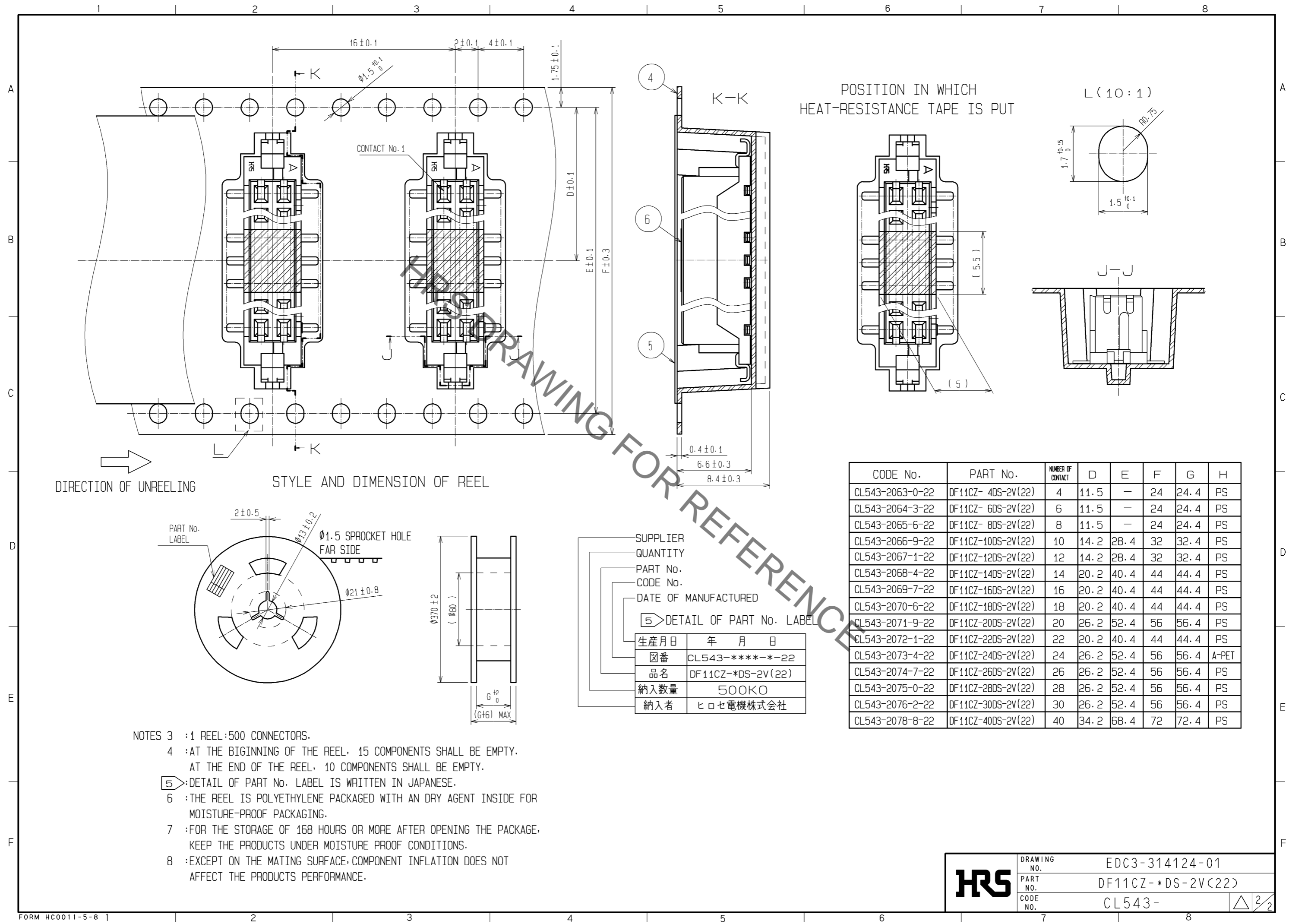
NOTES ①: IF THERE IS PATTERN ON PART, THERE IS A POSSIBILITY THAT IT WILL MAKE CONTACT WITH THE LEADS.
②: LEAD CO-PLANARITY INCLUDE REINFORCED METAL FITTINGS SHALL BE 0.1mm MAX.

NO.	MATERIAL	FINISH	REMARKS	NO.	MATERIAL	FINISH	REMARKS
3	BRASS	TIN PLATED	1μm min.	6	POLYAMIDE	BROWN	(HEAT-RESISTANCE TAPE)
2	POLYAMIDE	UL94V-0	NATURAL (BEIGE)	5	POLYESTER	CLEAR	(COVER TAPE)
1	PHOSPHOR BRONZE	TIN PLATED	2μm min.	4	H	CLEAR	(EMBOSSED CARRIER TAPE)

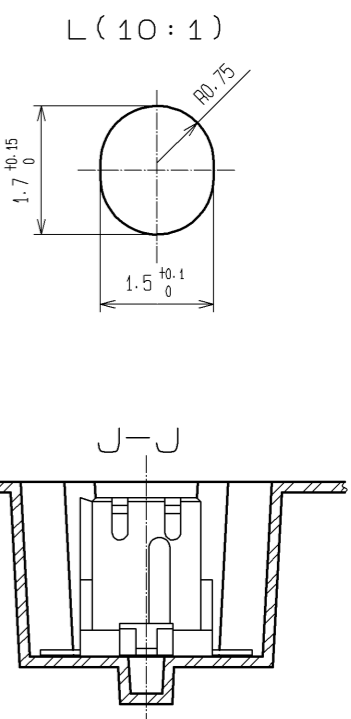
UNITS	SCALE	COUNT	DESCRIPTION OF REVISIONS	DESIGNED	CHECKED	DATE
mm	5 : 1	△				

APPROVED : TS. SAKATA	09.06.03	DRAWING NO.	EDC3-314124-01
CHECED : TS. FUKUSHIMA	09.06.03	PART NO.	DF11CZ-*DS-2V(22)
DESIGNED : TH. YOSHIKAWA	09.06.02	CODE NO.	CL543-
DRAWN : YK. NAKATSU	09.05.28		

Aug.1.2020 Copyright 2020 HIROSE ELECTRIC CO., LTD. All Rights Reserved.
 In case of consideration for using Automotive equipment / device which demand high reliability, kindly contact our sales window correspondents.



POSITION IN WHICH HEAT-RESISTANCE TAPE IS PUT



CODE No.	PART No.	NUMBER OF CONTACT	D	E	F	G	H
CL543-2063-0-22	DF11CZ- 4DS-2V(22)	4	11.5	—	24	24.4	PS
CL543-2064-3-22	DF11CZ- 6DS-2V(22)	6	11.5	—	24	24.4	PS
CL543-2065-6-22	DF11CZ- 8DS-2V(22)	8	11.5	—	24	24.4	PS
CL543-2066-9-22	DF11CZ-10DS-2V(22)	10	14.2	28.4	32	32.4	PS
CL543-2067-1-22	DF11CZ-12DS-2V(22)	12	14.2	28.4	32	32.4	PS
CL543-2068-4-22	DF11CZ-14DS-2V(22)	14	20.2	40.4	44	44.4	PS
CL543-2069-7-22	DF11CZ-16DS-2V(22)	16	20.2	40.4	44	44.4	PS
CL543-2070-6-22	DF11CZ-18DS-2V(22)	18	20.2	40.4	44	44.4	PS
CL543-2071-9-22	DF11CZ-20DS-2V(22)	20	26.2	52.4	56	56.4	PS
CL543-2072-1-22	DF11CZ-22DS-2V(22)	22	20.2	40.4	44	44.4	PS
CL543-2073-4-22	DF11CZ-24DS-2V(22)	24	26.2	52.4	56	56.4	A-PET
CL543-2074-7-22	DF11CZ-26DS-2V(22)	26	26.2	52.4	56	56.4	PS
CL543-2075-0-22	DF11CZ-28DS-2V(22)	28	26.2	52.4	56	56.4	PS
CL543-2076-2-22	DF11CZ-30DS-2V(22)	30	26.2	52.4	56	56.4	PS
CL543-2078-8-22	DF11CZ-40DS-2V(22)	40	34.2	68.4	72	72.4	PS

- NOTES 3 : 1 REEL : 500 CONNECTORS.
 4 : AT THE BEGINNING OF THE REEL, 15 COMPONENTS SHALL BE EMPTY.
 AT THE END OF THE REEL, 10 COMPONENTS SHALL BE EMPTY.
 5 : DETAIL OF PART No. LABEL IS WRITTEN IN JAPANESE.
 6 : THE REEL IS POLYETHYLENE PACKAGED WITH AN DRY AGENT INSIDE FOR MOISTURE-PROOF PACKAGING.
 7 : FOR THE STORAGE OF 168 HOURS OR MORE AFTER OPENING THE PACKAGE, KEEP THE PRODUCTS UNDER MOISTURE PROOF CONDITIONS.
 8 : EXCEPT ON THE MATING SURFACE, COMPONENT INFLATION DOES NOT AFFECT THE PRODUCTS PERFORMANCE.

SUPPLIER
 QUANTITY
 PART No.
 CODE No.
 DATE OF MANUFACTURED

5 : DETAIL OF PART No. LABEL

生産月日	年 月 日
箱番	CL543-****-**-22
品名	DF11CZ-*DS-2V(22)
納入数量	500KO
納入者	ヒロセ電機株式会社

HRS	DRAWING NO.	EDC3-314124-01
	PART NO.	DF11CZ-*DS-2V(22)
	CODE NO.	CL543-