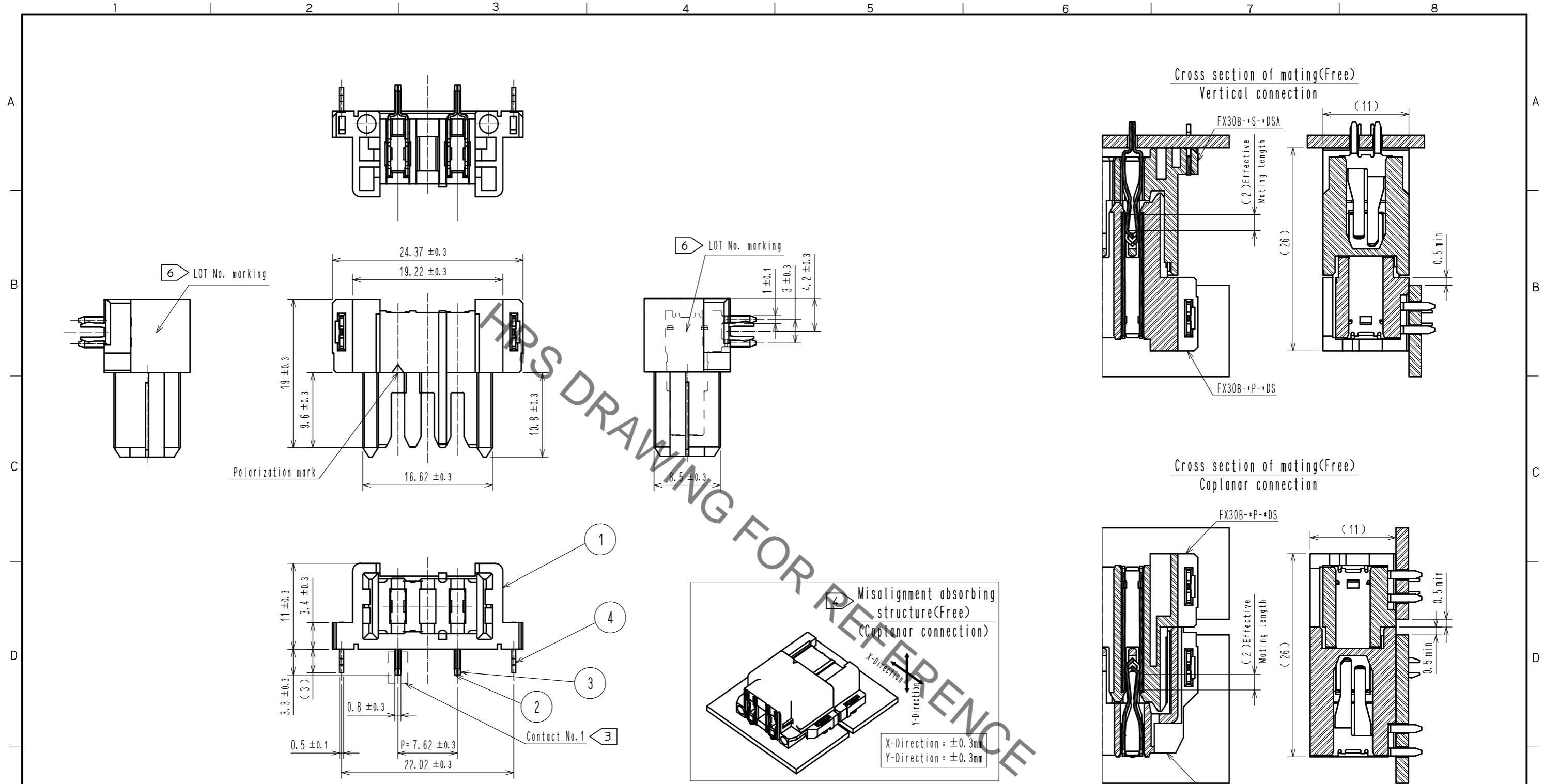


Sep.1.2020 Copyright 2020 HIROSE ELECTRIC CO., LTD. All Rights Reserved.
In case of consideration for using Automotive equipment / device which demand high reliability, kindly contact our sales window correspondents.



- Note
- ① This product is packaged in tray. (24pcs/tray)
 - ② Blemish and hit mark can be occurred through out the manufacturing process which doesn't affect quality level. Also, black spot could be observed on the surface of housing.
 - ③ For the contact No., adjacent two pairs of leads placed back-to-back (4 leads in total) compose one line.
 - ④ Misalignment absorbing range: ±0.3mm max.
 - ⑤ The dimension in parentheses are for references.
 - ⑥ Lot No. is indicated at either one of the position as shown.
 - ⑦ Pay attention to the recommended PCB thickness and finished through-hole dimensions. Low retention force to PCB could induce angled mounting due to the unbalanced center of the connector.
 - ⑧ UL (File No. E52653)
C-UL (File No. E52653)
TUV (Certificate No. R50275872) authorization article.



NO.	MATERIAL	FINISH . REMARKS	NO.	MATERIAL	FINISH . REMARKS
2	Copper alloy	Contact area:Gold-plating 0.1μm Lead area:Tin-plating 1.0μm Under plating:Nickel 1.0μm	3	Copper alloy	Contact area:Gold-plating 0.1μm Lead area:Tin-plating 1.0μm Under plating:Nickel 1.0μm
1	Polyamide	Black UL94V-0	4	Phosphor bronze	Tin-plating 3.0μm Under plating:Nickel 1.0μm
			5	Polystyrene	

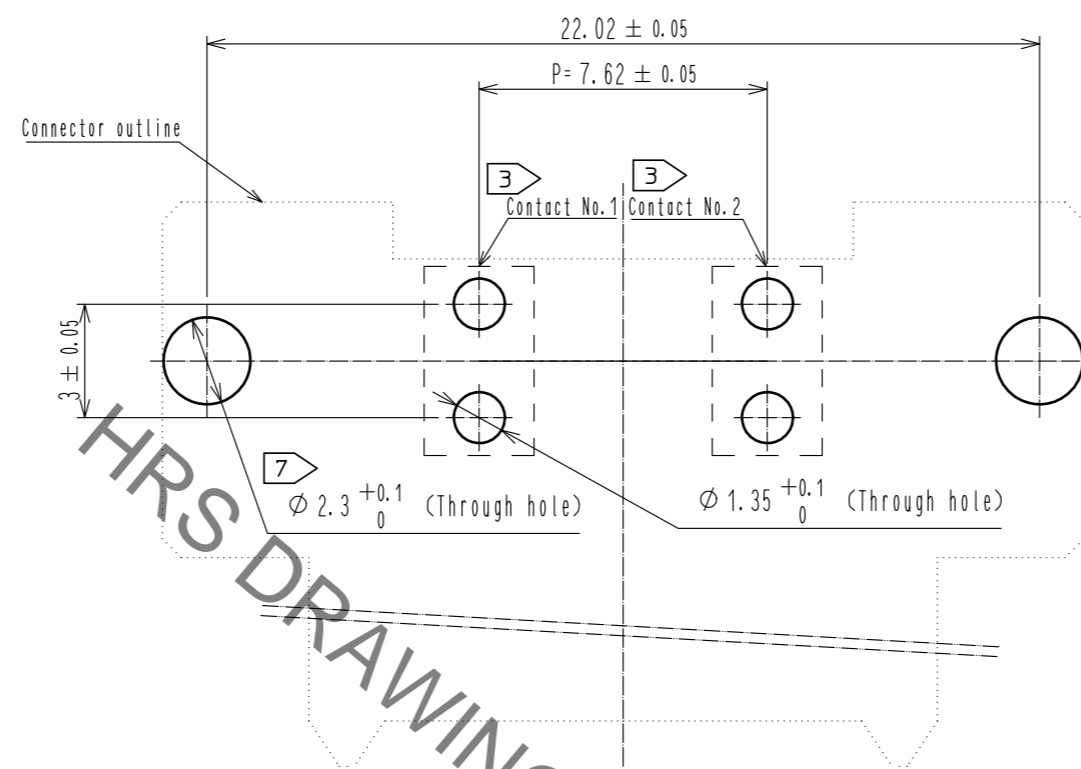
UNITS	SCALE	COUNT	DESCRIPTION OF REVISIONS	DESIGNED	CHECKED	DATE
mm	2 : 1	1	DIS-F-00006019	AK. IWAHORI	HT. YAMAGUCHI	20200406

APPROVED	CHECED	DESIGNED	DRAWN	DRAWING NO.	PART NO.	CODE NO.
HS. OKAWA	KN. SHIBUYA	DK. AIMOTO	DK. AIMOTO	20140912	20140912	20140912
				EDC3-359163-00		
				FX30B-2P-7.62DS		
				CL570-3404-8-00		

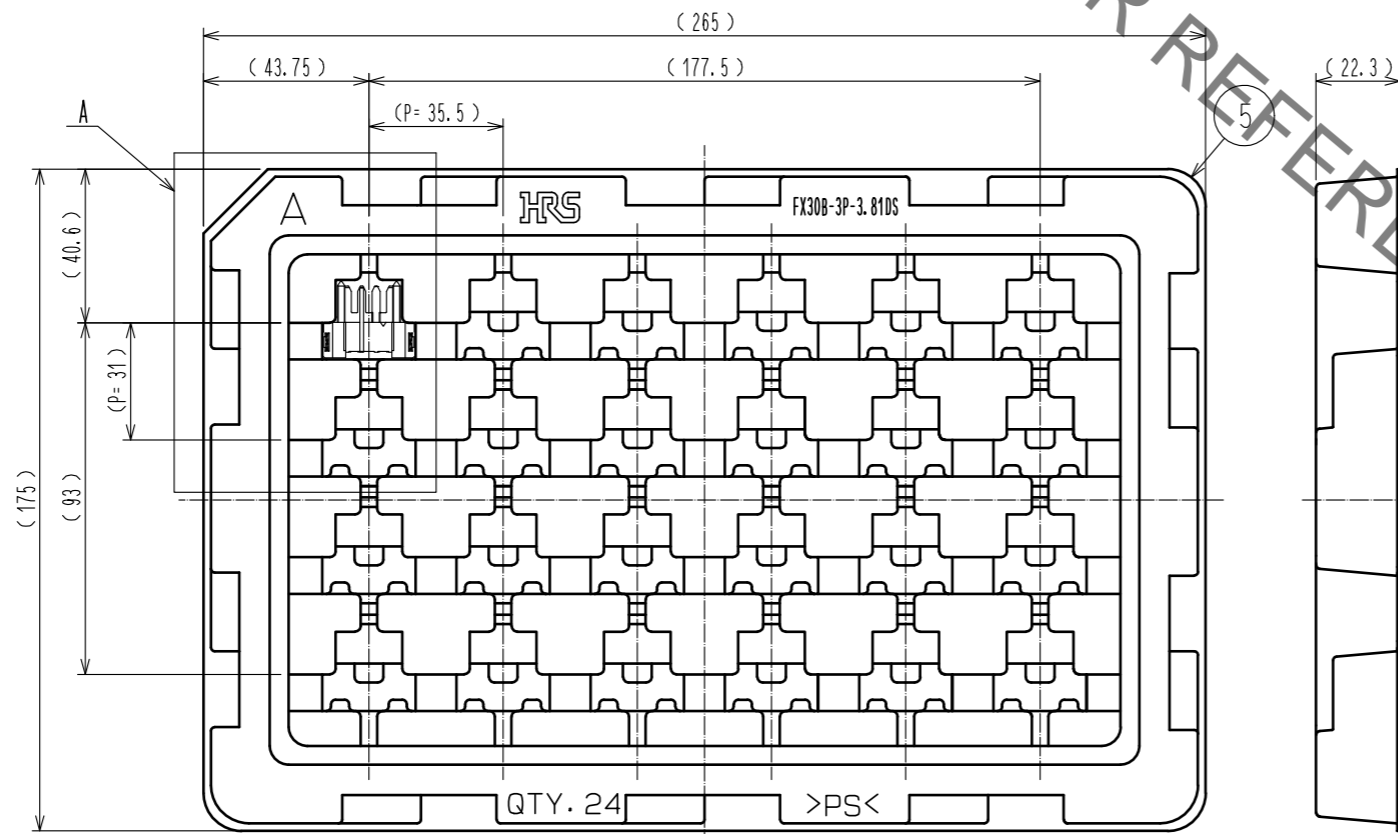
In case of consideration for using Automotive equipment / device which demand high reliability, kindly contact our sales window correspondents.

Sep.1.2020 Copyright 2020 HIROSE ELECTRIC CO., LTD. All Rights Reserved.

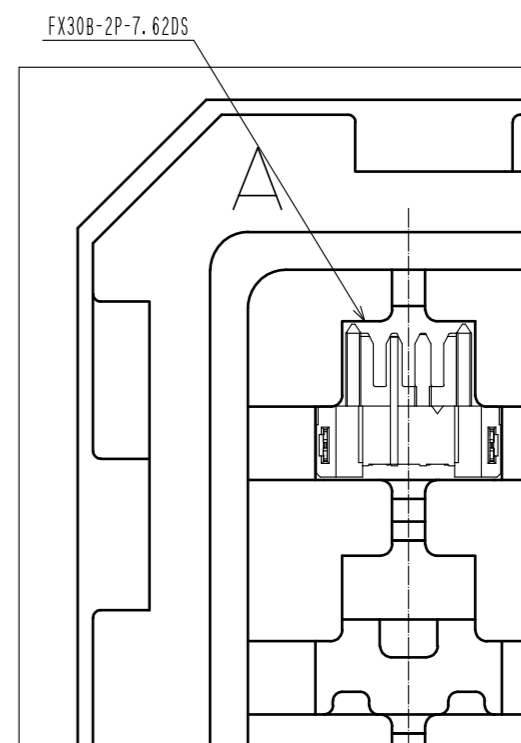
Recommended hole pattern dimension of PCB(5:1)
(Connector mounting side, PCB thickness:t=1.6mm) $\triangleleft 7$



$\triangleleft 1$ Drawing for packaging(1:2)



A(1:1)



HRS	DRAWING NO.	EDC3-359163-00
	PART NO.	FX30B-2P-7.62DS
	CODE NO.	CL570-3404-8-00
		$\triangleleft 2$ / $\triangleleft 2$