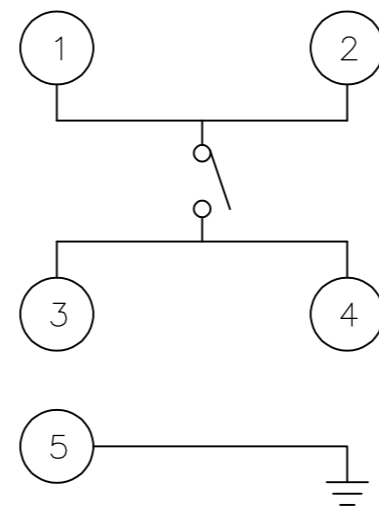
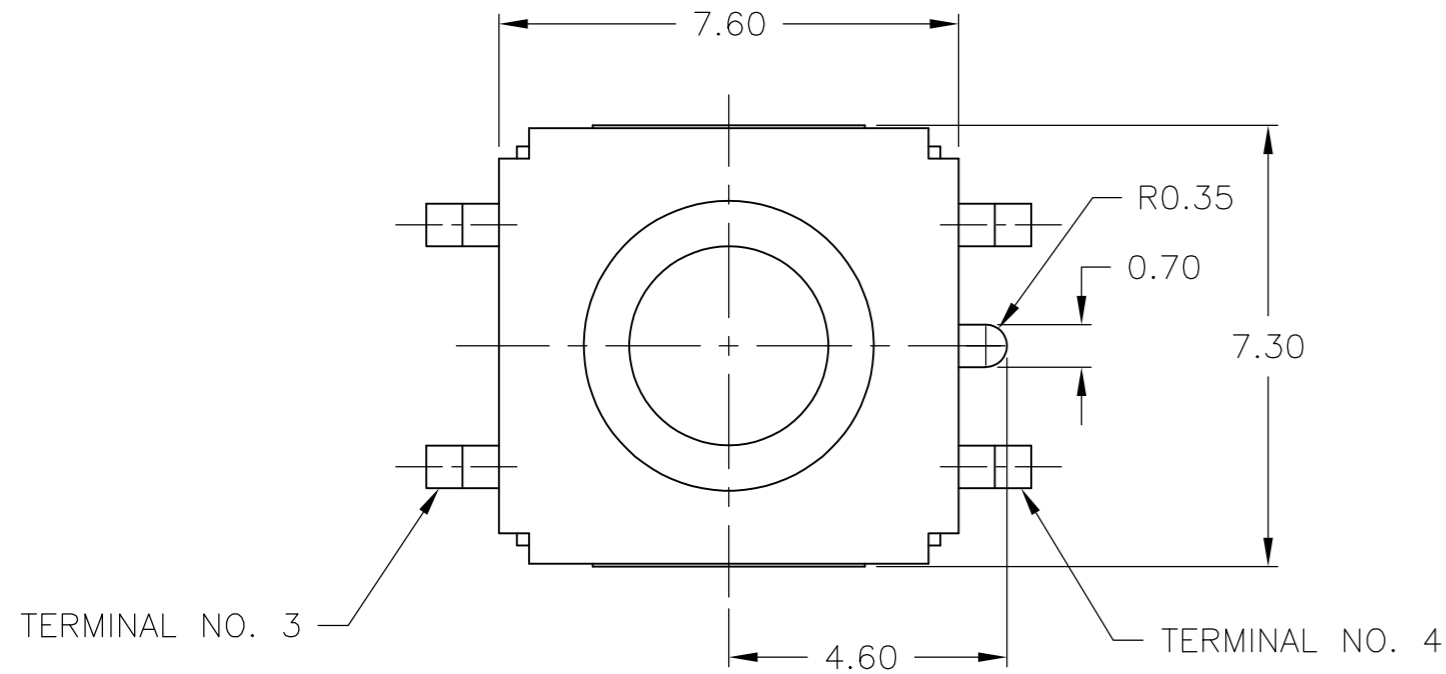
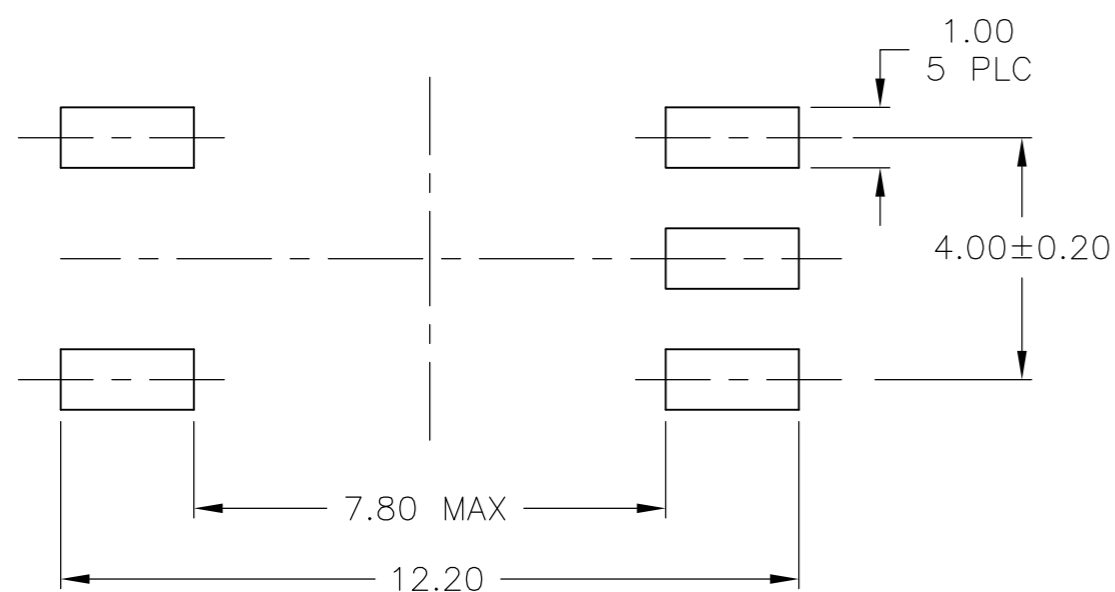
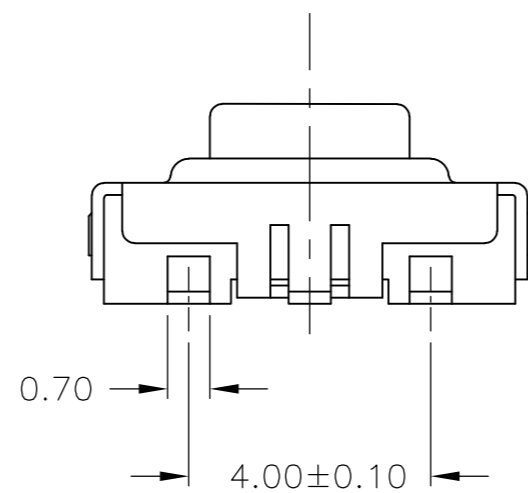
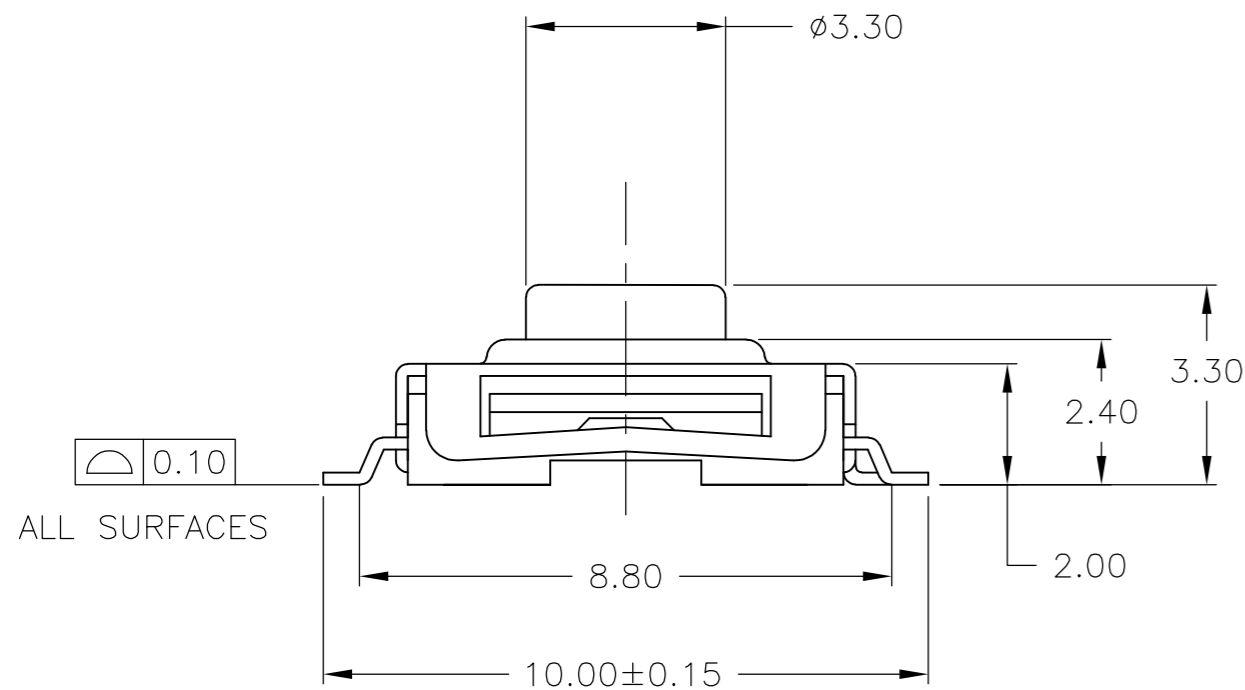


THIS DRAWING IS UNPUBLISHED. RELEASED FOR PUBLICATION
 © COPYRIGHT BY TYCO ELECTRONICS CORPORATION. ALL RIGHTS RESERVED.

LOC	DIST	REVISIONS			
P	LTR	DESCRIPTION	DATE	DWN	APVD
E		ECO-07-00908	02JUL07	MB	MS
E1		REVISED PER ECO-09-023929	24OCT09	KK	AEG



CIRCUIT DIAGRAM



P.C.B MOUNTING SOLDER LAND DIMENSION

SPECIFICATIONS

MATERIALS

CASE: THERMOPLASTIC, UL94V-0, BLACK
 ACTUATOR: THERMOPLASTIC, UL94V-0, BLACK
 COVER: NICKEL SILVER
 SEAL: SILICON RUBBER, BLACK
 CONTACT: STAINLESS STEEL, PLATING-SILVER
 TERMINAL: BRASS, PLATING-SILVER/NICKEL

ELECTRICAL

MAX CONTACT RATING: 50MILLIAMPS@24V DC
 MIN CONTACT RATING: 10MICROAMPS@1V DC
 INITIAL CONTACT RESISTANCE: 100 MILLIOHMS MAX, PER EIA RS-448, METHOD 1
 INSULATION RESISTANCE: 100 MEGOHMS MIN @ 100VDC PER EIA RS-186-13E
 DIELECTRIC STRENGTH: 250VAC PER EIA RS-186-4E
 CONTACT BOUNCE: 10 MILLISECOND MAX PER EIA-448-18, METHOD 15

MECHANICAL

ACTUATOR OPERATING FORCE: SEE TABLE
 ACTUATOR TRAVEL: 0.35±0.2mm

DURABILITY

UP TO 1,000,000 CYCLES, AT RATED LOAD PER EIA-RS-448, METHOD 8
 FINAL CONTACT RESISTANCE: 200 MILLIOHMS MAX
 CONTACT BOUNCE: 20 MILLISECONDS MAX
 ACTUATOR FORCE: WITHIN ±30% OF INITIAL VALUE

ENVIRONMENTAL

OPERATING TEMPERATURE RANGE: -35°C to +85°C, 45% - 85% RH
 STORAGE TEMPERATURE RANGE: -35°C to +85°C
 HUMIDITY: 96 HOURS PER EIA-186-1E
 INSULATION RESISTANCE: 10 MEGOHMS MIN
 DIELECTRIC STRENGTH: 250VAC
 CONTACT RESISTANCE: 100 MILLIOHMS MAX
 DRY HEAT TEST: 85°C FOR 96 HOURS PER IEC 60068-2-2, TEST B,
 NO CHANGE IN INITIAL ELECTRICAL AND MECHANICAL CHARACTERISTICS
 COLD TEST: -25°C FOR 96 HOURS PER IEC 60068-2-1, TEST A;
 NO CHANGE IN INITIAL ELECTRICAL AND MECHANICAL CHARACTERISTICS
 THERMAL CYCLING: 5 CYCLES, -30°C to +85°C
 HUMIDITY-TEMPERATURE CYCLING, EIA 364-31B, METHOD III
 CONTACT RESISTANCE 100 MILLIOHMS MAX
 RESISTANCE TO SOLDERING HEAT PER 109-201 COND B
 SEALING PER IP67

SOLDERABILITY: PER EIA RS-186-9E

NOTE:

- 1 PACKAGE ON TAPE AND REEL PER EIA-481
- 2. ALL MATERIALS AND FINISHES SHALL COMPLY WITH EU DIRECTIVE 2002/95/EC OF 27JAN2003 (ROHS)
- 3 OBSOLETE PARTS: OBSOLETE CIS STREAMLINING PER D.RENAUD/D.SINISI

3 OBSOLETE	1 TAPE AND REEL	160±50gf	1571296-2
	BULK	160±50gf	1571296-1
	PACKAGING	OPERATING FORCE	TYCO PART NUMBER

THIS DRAWING IS A CONTROLLED DOCUMENT.		DWN R BROWN 24APR02	Tyco Electronics Corporation Harrisburg, PA 17105	
DIMENSIONS: MM		CHK H WYNKOOP 24APR02	NAME SWITCH ASSEMBLY, TACTILE, 6mm SEALED, SMT	
TOLERANCES UNLESS OTHERWISE SPECIFIED:		APVD H WYNKOOP 24APR02	SIZE A2	CAGE CODE 00779
0 PLC ± -		PRODUCT SPEC	DRAWING NO C=1571296	RESTRICTED TO
1 PLC ± -		APPLICATION SPEC	SCALE 8:1	SHEET 1 OF 1
2 PLC ± 0.20			REV E1	
3 PLC ± -				
4 PLC ± -				
ANGLES ± -				
FINISH		WEIGHT -		
MATERIAL -		CUSTOMER DRAWING		