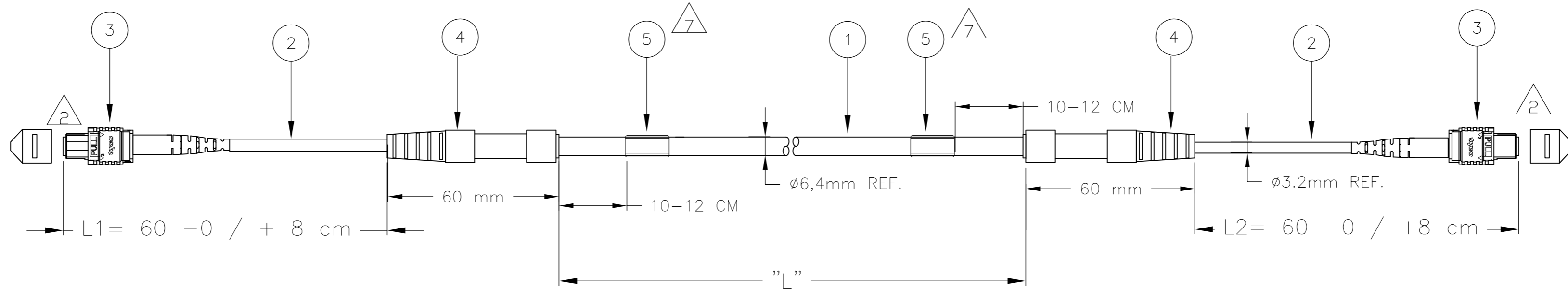


THIS DRAWING IS UNPUBLISHED. RELEASED FOR PUBLICATION  
 © COPYRIGHT BY TYCO ELECTRONICS CORPORATION. ALL INTERNATIONAL RIGHTS RESERVED.

LOC	DIST	REVISIONS			
P	LTR	DESCRIPTION	DATE	DWN	APVD
H	-	A	INITIAL RELEASE	02NOV2010	TvdM MO



NOTES:

- 1 TOLERANCE LENGTH "L" ACC. TO CUSTOMER DRAWING 2055705
- 2 MPO INFORMATION:
  - MARKING ON CONNECTOR HOUSING INDICATES FIBER 1 SIDE
  - ANGLED (8 DEGREES)
- 3 FIBER PATH A-A / B-B STRAIGHT
- 4 ATTENUATION ≤ 0,6 dB MEASURED AT 1310 AND 1550 nm ACC. IEC 61300-3-4 METHOD B WITH MODAL CONDITION ACC. IS 14763-3, OFSTP-14, IEC 61280-4-1 + CABLE LOSS FOR LENGTHS > 10 METER ACC. TO CUSTOMER DRAWING 2055703
- 5 RETURN LOSS ≥ 35 dB MEASURED IN MATED CONDITION AGAINST REF. CONNECTOR AT 1310 AND 1550 nm.
- 6 TEST RESULT SHEET WITH EACH INDIVIDUALLY PACKED ASSEMBLY
- 7 INFORMATION ON LABEL:
  - BARCODE
  - PART NUMBER & FACTORY ORDER NUMBER
  - CABLE LENGTH ("L")
  - UNIQUE SERIAL NUMBER
- 8 PACKAGING:
  - ASSEMBLIES FROM 2 METER UP TO 50 METER WILL BE PACKED IN A CARTON BOX.
  - ASSEMBLIES > 50 METER WILL BE DELIVERED ON A REEL.
- 9 CABLE INFORMATION:
  - CORE DIAMETER: 9/125 μm.
  - OUTER CABLE DIAMETER: 6.4mm.
  - OUTER CABLE COLOR: YELLOW.
  - OUTER CABLE MATERIAL: LSZH ( LOW SMOKE ZERO HALOGEN).
  - CABLE LOSS 0.5 dB/km AT 1310 AND AND 0.4 dB/ km AT 1550 nm.
- 10 ASSEMBLIES FROM 100 METER UP TO 500 METER ACC. TO CUSTOMER DRAWING 2055712.

1	TRUNK LENGTH "L" CABLE LENGTH FROM 2 METER UP TO 99 METER SEE CUSTOMER DRAWING 2055705
PART NUMBER	X-2055711-Y

Qty	Description	Item
3	DAT-35 LABEL	5
2	FOAC FAN-OUT	4
2	MPO CONNECTORS	3
L1/ L2	FURCATION TUBE ROUND, YELLOW	2
AR	FOCAB 12F SM 9/125 YELLOW LSZH	1

THIS DRAWING IS A CONTROLLED DOCUMENT.		DWN T.vd MEULEN 02NOV2010	Tyco Electronics Corporation 's-Hertogenbosch, Nederland	
DIMENSIONS: mm		CHK M.OPPERS 02NOV2010	NAME FOTRK 12 FOLD SM LEAD MPO - MPO FEM STRAIGHT	
TOLERANCES UNLESS OTHERWISE SPECIFIED:		APVD T.vd MEULEN 02NOV2010	SIZE A2 CAGE CODE 00779 DRAWING NO C=2055711	
0 PLC ± -		PRODUCT SPEC -	RESTRICTED TO -	
1 PLC ± -		APPLICATION SPEC -	SCALE NTS SHEET 1 of 2 REV A	
2 PLC ± -		WEIGHT -		
3 PLC ± -		CUSTOMER DRAWING		
4 PLC ± -				
ANGLES ± -				
FINISH -				

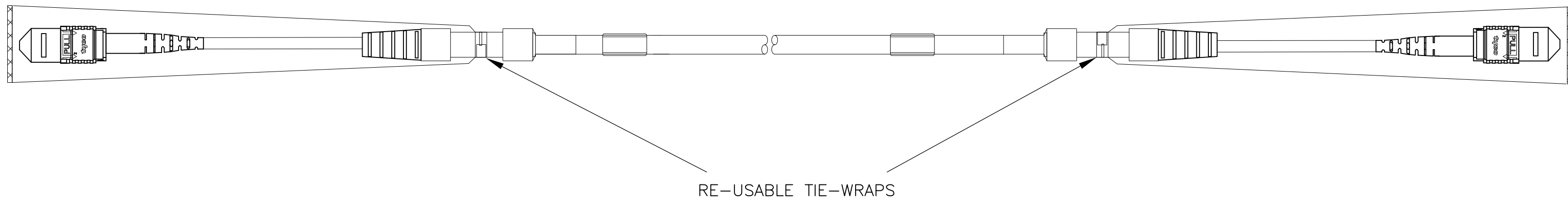
THIS DRAWING IS UNPUBLISHED. RELEASED FOR PUBLICATION  
 © COPYRIGHT BY TYCO ELECTRONICS CORPORATION. ALL INTERNATIONAL RIGHTS RESERVED.

LOC	DIST	REVISIONS			
P	LTR	DESCRIPTION	DATE	DWN	APVD
H	-	SEE SHEET 1	-	-	-

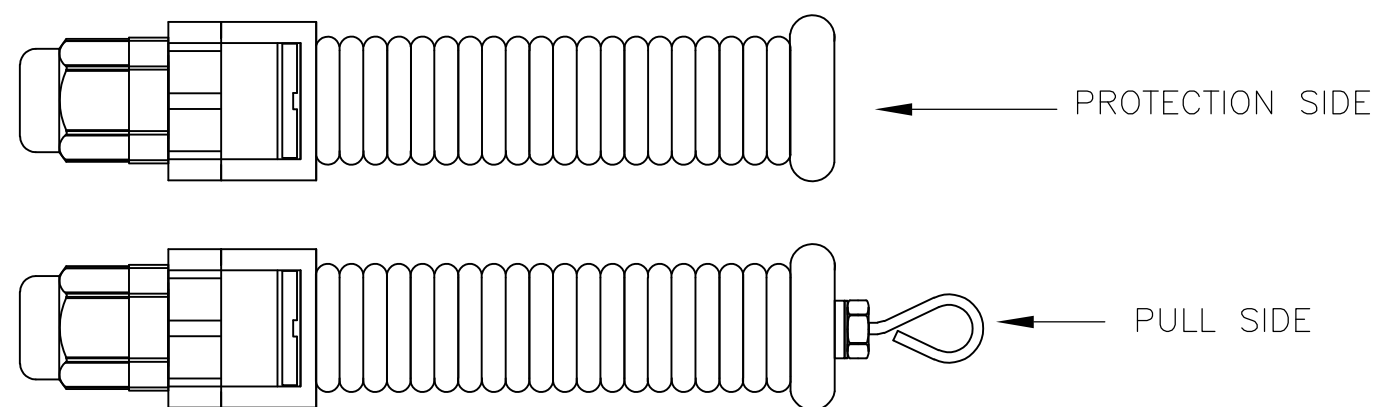
3

FIBER PATH STRAIGHT A-A / B-B		
FIBER		FIBER
1	←→	1
2	←→	2
3	←→	3
4	←→	4
5	←→	5
6	←→	6
7	←→	7
8	←→	8
9	←→	9
10	←→	10
11	←→	11
12	←→	12

11 CONNECTORS AND TAILS ARE PROTECTED BY A SOFT PLASTIC SLEEVE  
 ( PULL ON THIS SLEEVE IS NOT ALLOWED).



12 INFORMATION ABOUT A PULL AND PROTECTION KIT ASK YOUR LOCAL SALES REPRESENTATIVE.  
 SEE LAY-OUT OF THIS KIT BELOW.



THIS DRAWING IS A CONTROLLED DOCUMENT.		DWN T.vd MEULEN 02NOV2010	Tyco Electronics Corporation 's-Hertogenbosch, Nederland	
DIMENSIONS: mm		CHK M.OPPERS 02NOV2010	NAME FOTRK 12 FOLD SM LEAD MPO - MPO FEM STRAIGHT	
TOLERANCES UNLESS OTHERWISE SPECIFIED: 0 PLC ± - 1 PLC ± - 2 PLC ± - 3 PLC ± - 4 PLC ± - ANGLES ± -		APVD T.vd MEULEN 02NOV2010	RESTRICTED TO	
MATERIAL		PRODUCT SPEC	SIZE A2	CAGE CODE 00779
FINISH		APPLICATION SPEC	DRAWING NO C=2055711	SCALE NTS
		WEIGHT	SHEET 2 of 2	
		CUSTOMER DRAWING		REV A