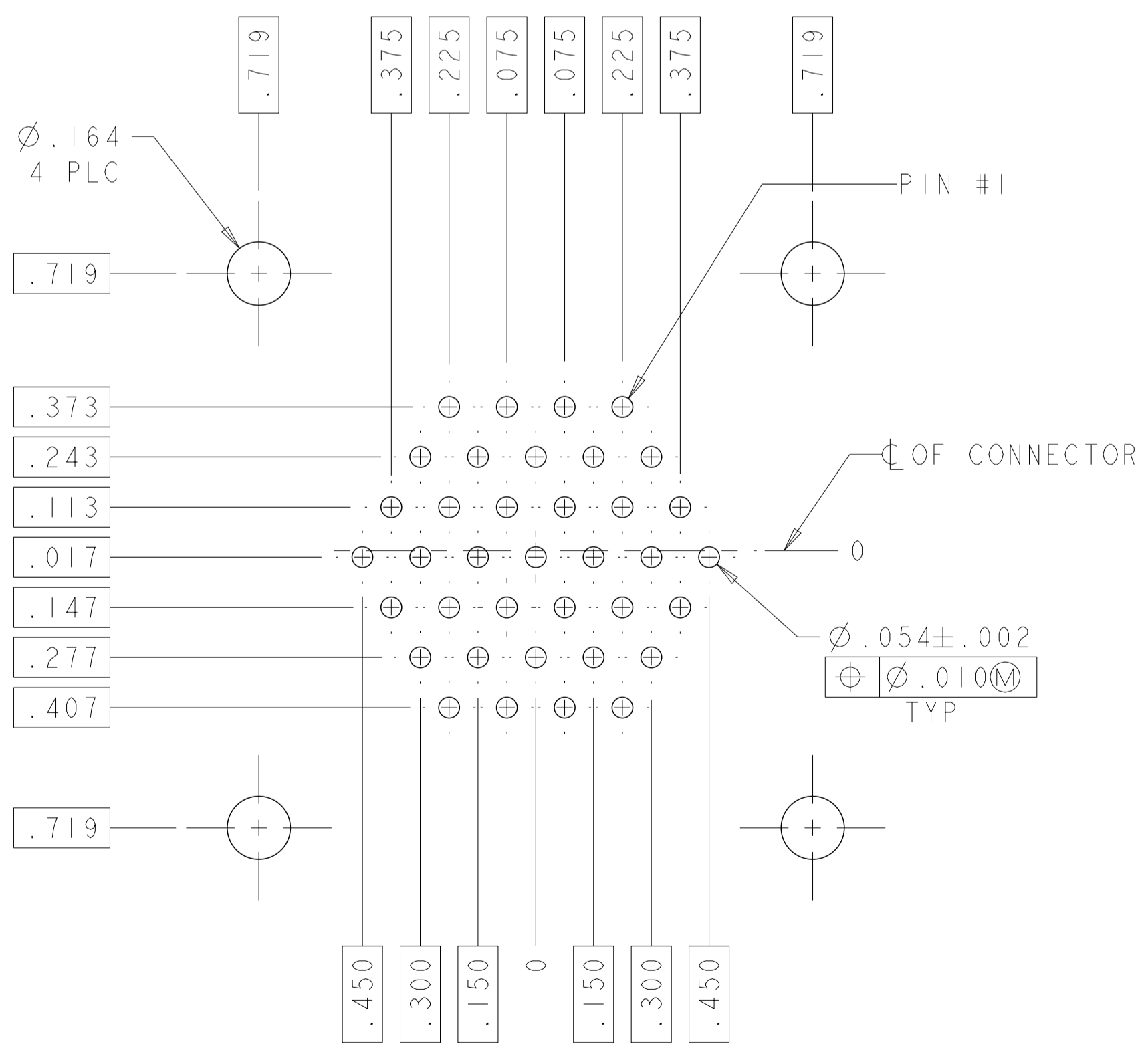
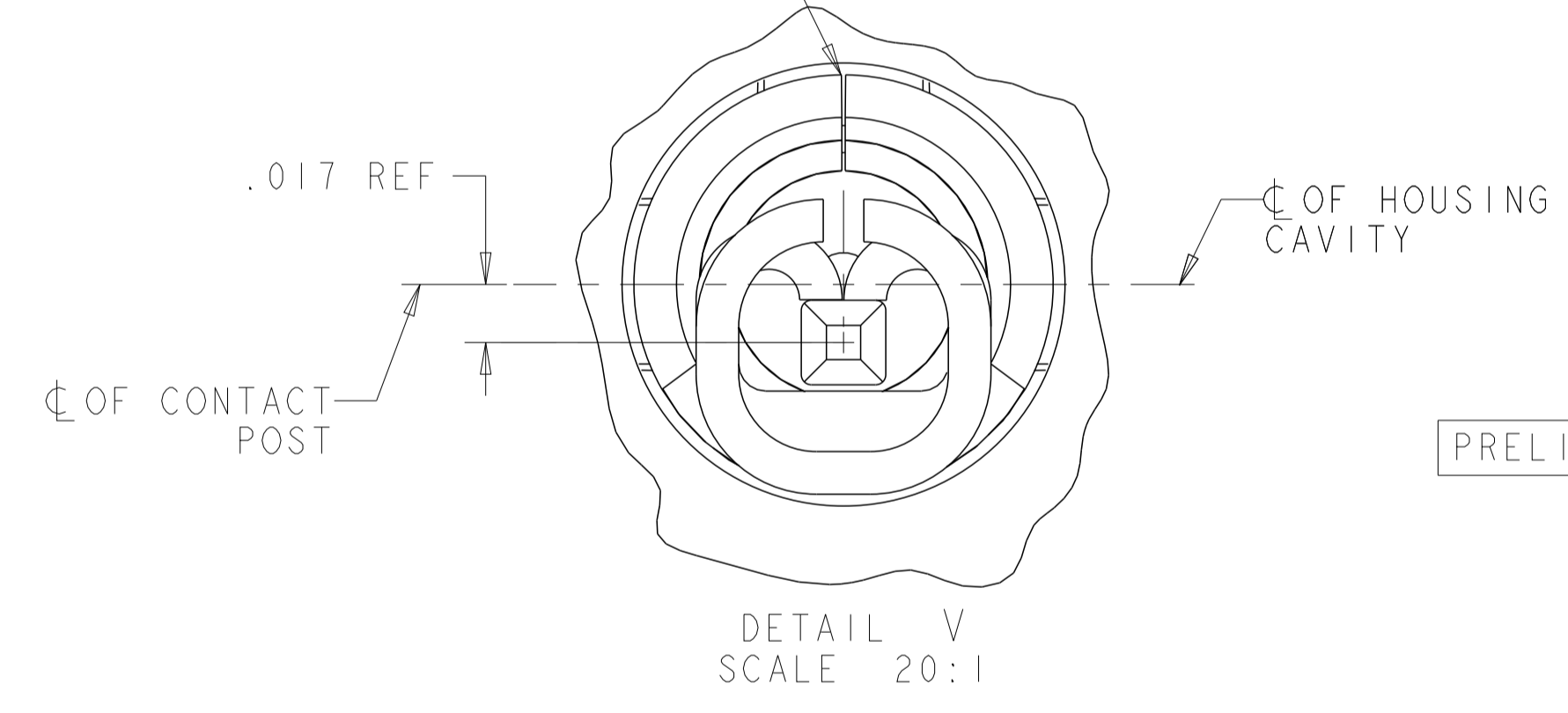
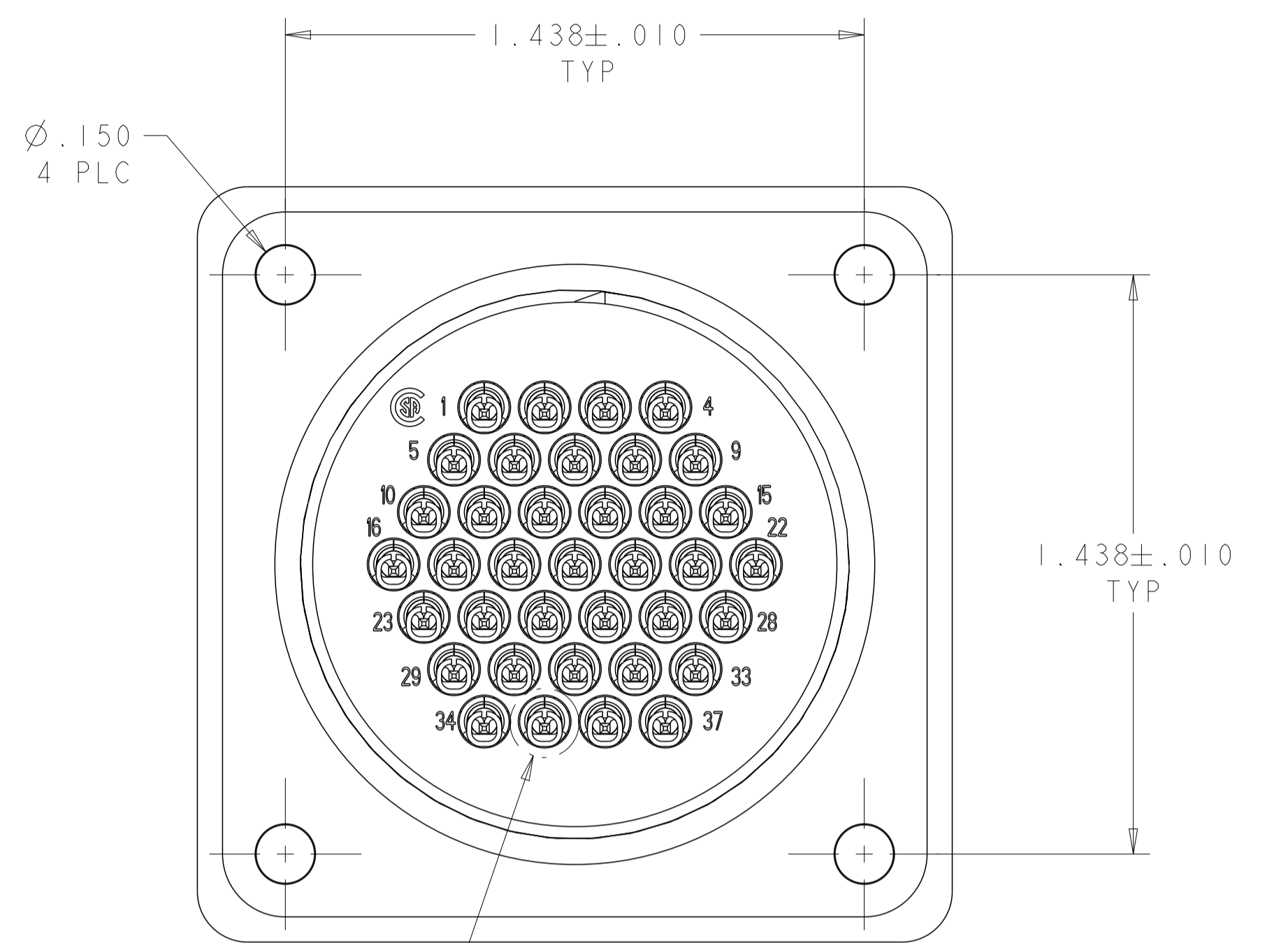
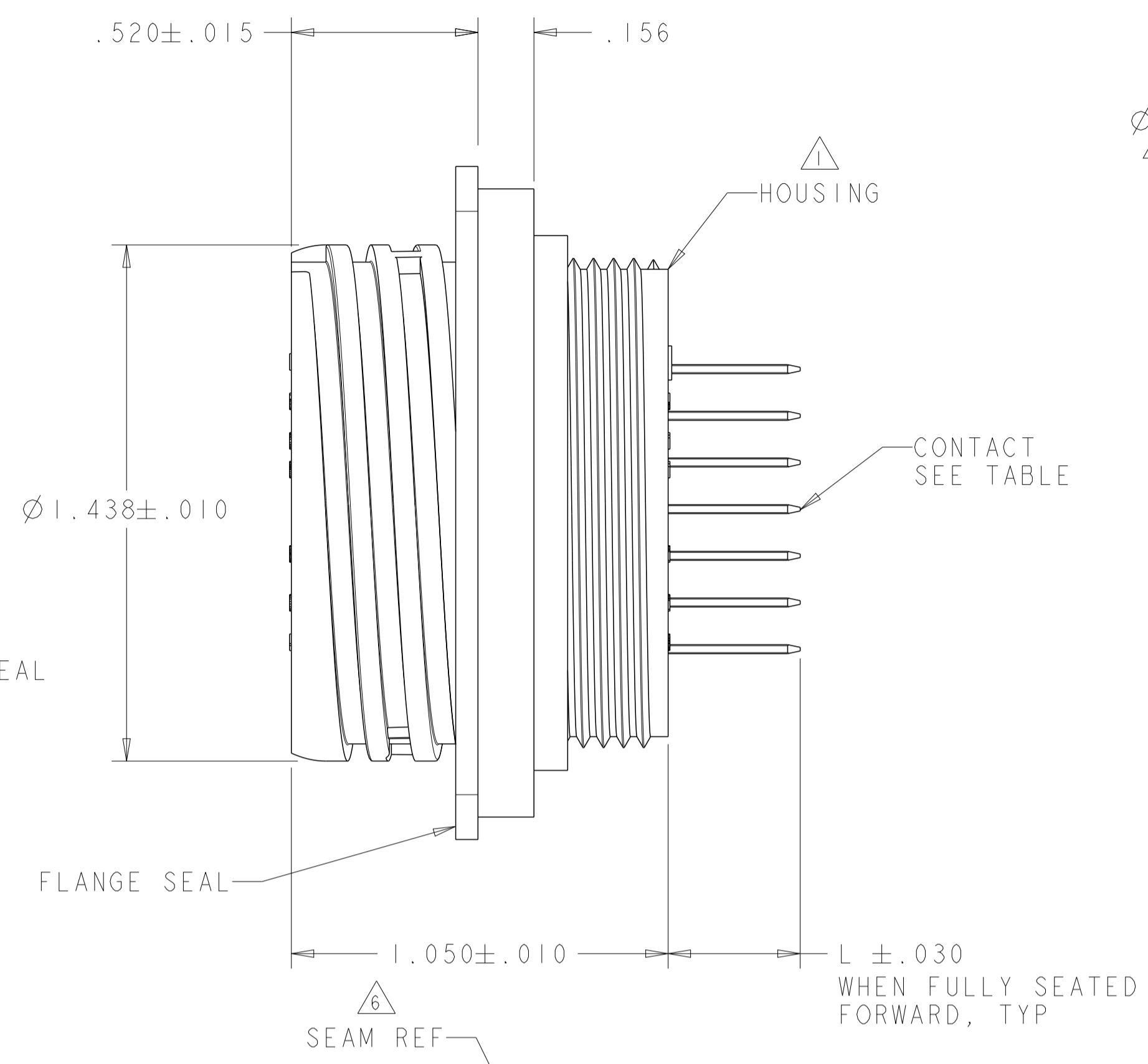
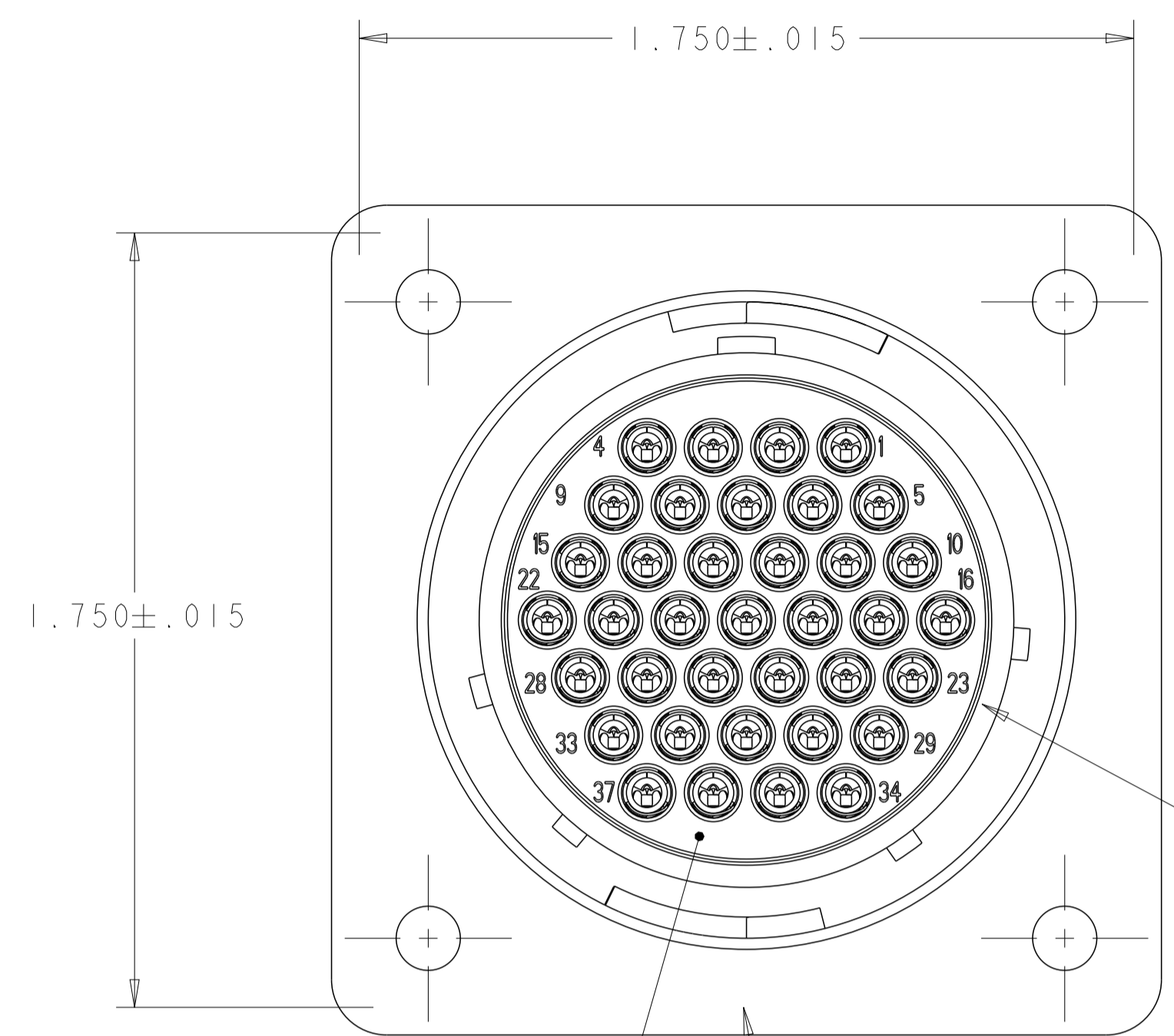


LOC		DIST		REVISIONS			
FT	0	P	LTN	DESCRIPTION	DATE	DWN	APVD
		AF		REVISED PER ECO-12-015665	26SEP12	KH	MZ



RECOMMENDED PC BOARD LAYOUT

- △ HOUSING: THERMOPLASTIC, COLOR: BLACK.
- △ PERIPHERAL SEAL: ELASTOMER, COLOR: GRAY.
- △ CONTACT:
 BODY - BRASS, .000030 MIN GOLD FOR A LENGTH OF .200 MIN FROM MATING END, GOLD FLASH ON REMAINDER, BOTH OVER .000050 MIN NICKEL.
 POST - BRASS, .000100 MIN TIN-LEAD OVER .000100 MIN COPPER.
- △ CONTACT:
 BODY - BRASS, .000100 MIN TIN-LEAD OVER .000050 MIN NICKEL.
 POST - BRASS, .000100 MIN TIN-LEAD OVER .000100 MIN COPPER.
- △ CONTACT:
 BODY - BRASS, .000100 MIN TIN OVER .000050 MIN NICKEL.
 POST - BRASS, .000100 MIN TIN OVER .000050 MIN NICKEL.
- △ .009 MAXIMUM CONTACT LEAD-IN SEAM GAP PERMISSIBLE ON MATING FACE END.
- △ CONTACT:
 BODY - BRASS, .000030 MIN GOLD FOR A LENGTH OF .200 MIN FROM MATING END, GOLD FLASH ON REMAINDER, BOTH OVER .000050 MIN NICKEL.
 POST - BRASS, .000100 MIN TIN OVER .000100 MIN COPPER.
- △ CONTACT:
 BODY - BRASS, .000100 MIN TIN OVER .000050 MIN NICKEL.
 POST - BRASS, .000100 MIN TIN OVER .000100 MIN COPPER.
- △ FLANGE SEAL: ELASTOMER, COLOR: BLACK.

PRELIMINARY	NO	NO	.490	△7	ALL	2-208224-8
	YES	YES	.368	△7	1-17, 19-37	2-208224-5
	NO	NO	.557	△3	1-9, 11-31, 33-37	2-208224-4
	NO	YES	.557	△3	ALL	2-208224-3
	NO	NO	.368	△7	ALL	2-208224-2
	NO	NO	.557	△7	ALL	2-208224-1
	NO	YES	.368	△8	1-10, 12-29, 31-37	1-208224-8
	NO	YES	.368	△8	4,8,10,23,31,34-36	1-208224-7
	NO	YES	.368	△8	1-10, 12-29, 31-37	1-208224-6
	NO	YES	.368	△5	1-22, 24-37	1-208224-5
	NO	NO	.368	△5	ALL	1-208224-3
	NO	YES	.368	△5	1-10, 12-29, 31-37	1-208224-2
	NO	YES	.368	△5	1-22, 24-37	1-208224-1
	NO	YES	.368	△4	1-10, 12-29, 31-37	1-208224-0
	NO	NO	.368	△3	ALL	208224-9
	NO	YES	.368	△4	1-22, 24-37	208224-5
	NO	YES	.368	△4	4,8,10,23,31,34-36	208224-4
	NO	YES	.368	△4	1-10, 12-29, 31-37	208224-3
	NO	NO	.368	△4	ALL	208224-2
	NO	NO	.557	△3	ALL	208224-1
FLANGE SEAL	PERIPHERAL SEAL	L	CONTACT FINISH	SELECT LOADED IN POSITIONS	PART NUMBER	

THIS DRAWING IS A CONTROLLED DOCUMENT. DWN S. WELDON 26FEB2003
 CH S. WELDON 26FEB2003
 S. HEADER 26FEB2003
 APVD S. HEADER 26FEB2003

TE Connectivity

RECEPTACLE ASSEMBLY, POSTED, REVERSE SEX, SERIES 1, 23-37, CPC

SIZE: A1 CAGE CODE: 208224 DRAWING NO: 208224 SHEET 1 OF 1 REV AF

SCALE: 3:1