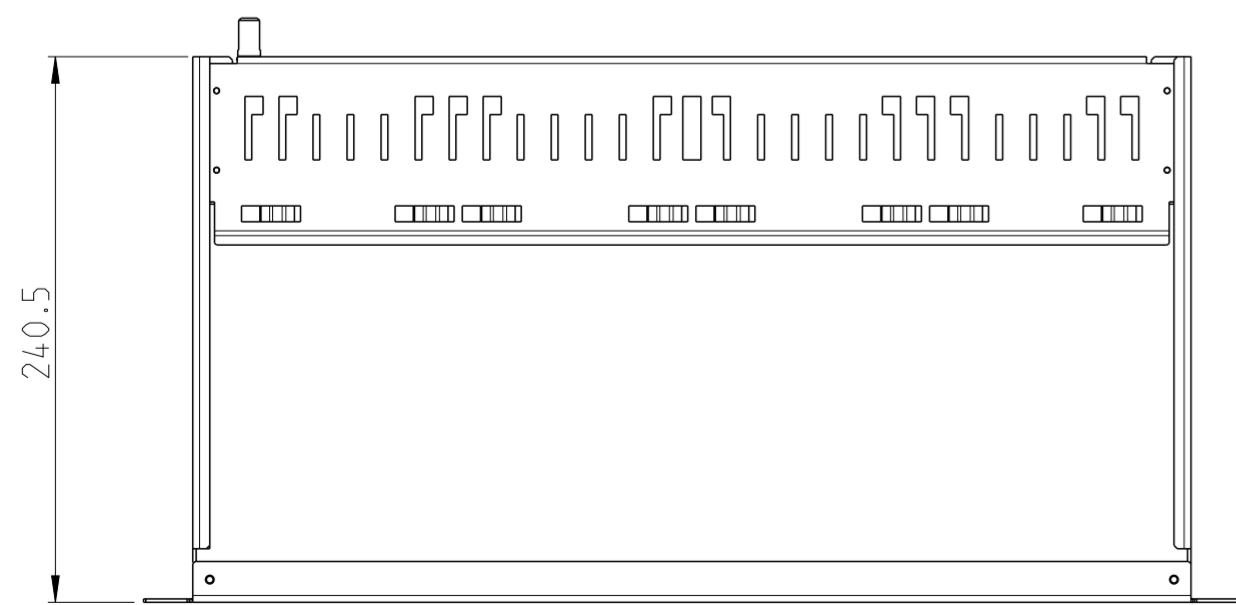
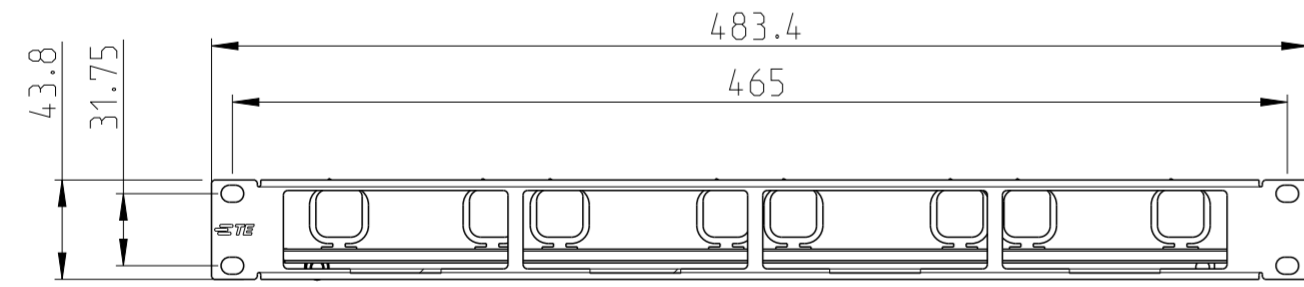
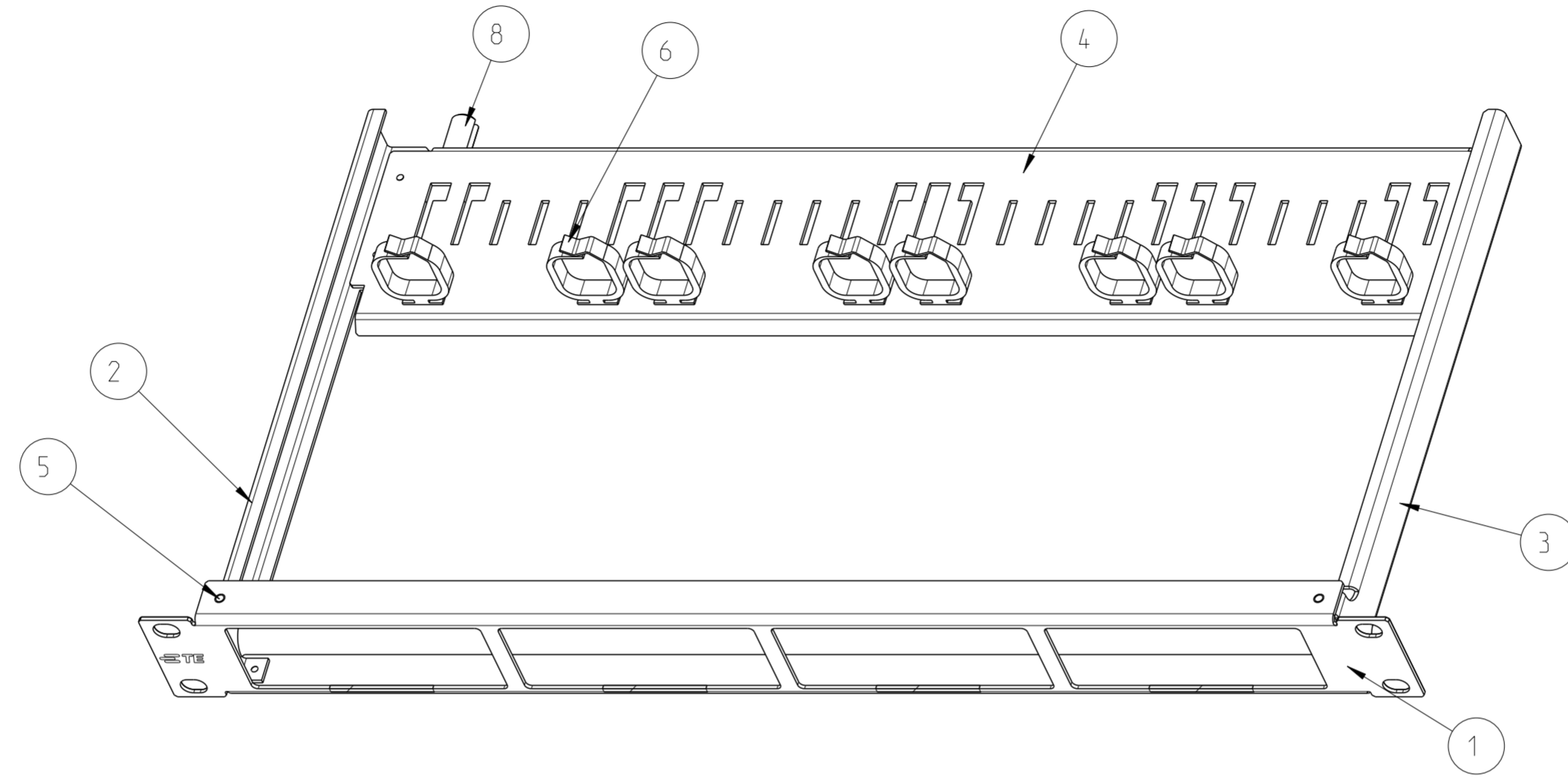


THIS DRAWING IS UNPUBLISHED. RELEASED FOR PUBLICATION 20
 © COPYRIGHT 20 ALL RIGHTS RESERVED.

LOC	DIST	REVISIONS			
P	LTR	DESCRIPTION	DATE	DWN	APVD
	1	Initial drawing	09JUN2011	HB	DT
	A1	Revision correction on drawing	23AUG2011	HB	DT
	B	ECR-13-000687	14JAN2013	HB	DT



Item 6, 7 and 8 packed in small polybag.

B	1	Label (not shown)	10
	1	Instruction sheet	9
B	1	Grounding screw	8
	4	Mushroom and knit loop fastener	7
	8	OFN saddle	6
	8	Spot Fast Fastener SF-3-1.6-ZI	5
	1	UCP - cable support bar	4
	1	UCP - side bracket RIGHT	3
	1	UCP - side bracket LEFT	2
	1	UCP Panel Flush - frontplate	1
	1--1	DESCRIPTION	ITEM
	QTY		

THIS DRAWING IS A CONTROLLED DOCUMENT.		DWN	09JUN2011	STE		TE Connectivity	
DIMENSIONS: mm		CHK	09JUN2011	NAME UCP Panel Flush			
TOLERANCES UNLESS OTHERWISE SPECIFIED:		APVD	09JUN2011				
0 PLC ±SEE TABLE		D.T.H.L.J.S.		SIZE			
1 PLC ±SEE TABLE		PRODUCT SPEC		CAGE CODE		DRAWING NO	
2 PLC ±SEE TABLE		APPLICATION SPEC		A2		00779	
3 PLC ±SEE TABLE		WEIGHT		C=1671594		RESTRICTED TO	
4 PLC ±SEE TABLE		-		SCALE		1:2	
ANGLES ±SEE TABLE		-		SHEET		1 OF 1	
FINISH		-		REV		B	
CUSTOMER DRAWING							