

4MT5
(CYJV CABLE ASSEMBLY)



Basic features

Approval/Conformity	CE cULus EAC WEEE
---------------------	----------------------------

Electrical connection

Bending radius min., fixed cable	5 x D
Bending radius min., flexible cable	10 x D
Cable	PUR Shielded black, 0.30 m, Drag chain compatible
Cable diameter D	6.00 mm ±0.15 mm
Cable, bending cycles min.	2 million
Conductor cross-section	0.25 mm ²
Connection 1	M12x1-Female, straight, 8-pin, A- coded
Connection 2	M12x1-Male, straight, 8-pin, A- coded
Number of conductors	8
System	Molded/Molded

Electrical data

Operating voltage U _b	30 VDC / 30 VAC
Rated current (40 °C)	2.0 A

Environmental conditions

Cable temperature UL max., fixed routing	80 °C
Cable temperature UL max., flexible routing	80 °C
Cable temperature, drag chain	-25...60 °C
Cable temperature, fixed routing	-50...90 °C
Cable temperature, flexible routing	-25...90 °C
Protection degree	IP67/IP67

Material

Cable jacket material, note	Shielded
Cable jacket, material	PUR
Cable shield	Copper braid, tin-plated
Material contact carrier	PUR/PUR
Material contacts	Bronze/Brass
Material cover nut	Brass nickel plated/Brass nickel plated
Material grip	PUR/PUR

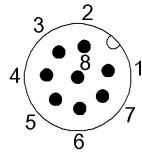
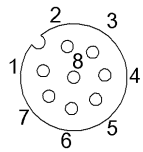
Mechanical data

Acceleration max., drag chain	5 m/s ²
Cable jacket, color	black
Cable length L	0.30 m
Cable properties	Drag chain compatible
Horizontal travel permitted, drag chain	5 m
Tightening torque pigtail	0.6 Nm/0.6 Nm
Traverse speed max., drag chain	200 m/min
Vertical travel permitted, drag chain	2 m

Remarks

Cable construction acc. to UL-AWM Style 20549
 Halogen-free per DIN VDE 0472 Part 815
 Silicone-free
 Flame resistance per UL FT2
 Enclosure rating per IEC 60529, only in screwed state with the associated mating piece.
 360° shield on cover nut

Connector Drawings



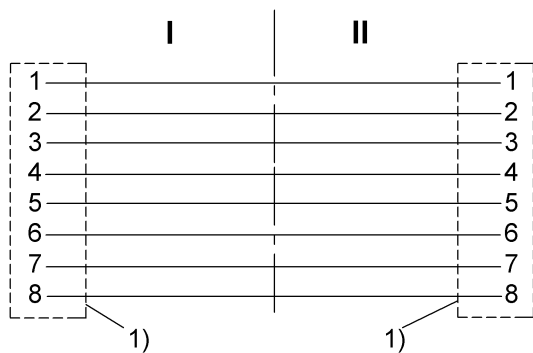
I

- PIN 1: white
- PIN 2: brown
- PIN 3: green
- PIN 4: yellow
- PIN 5: gray
- PIN 6: pink
- PIN 7: blue
- PIN 8: red

II

- PIN 1: white
- PIN 2: brown
- PIN 3: green
- PIN 4: yellow
- PIN 5: gray
- PIN 6: pink
- PIN 7: blue
- PIN 8: red

Wiring Diagrams



1) Shield on cover nut