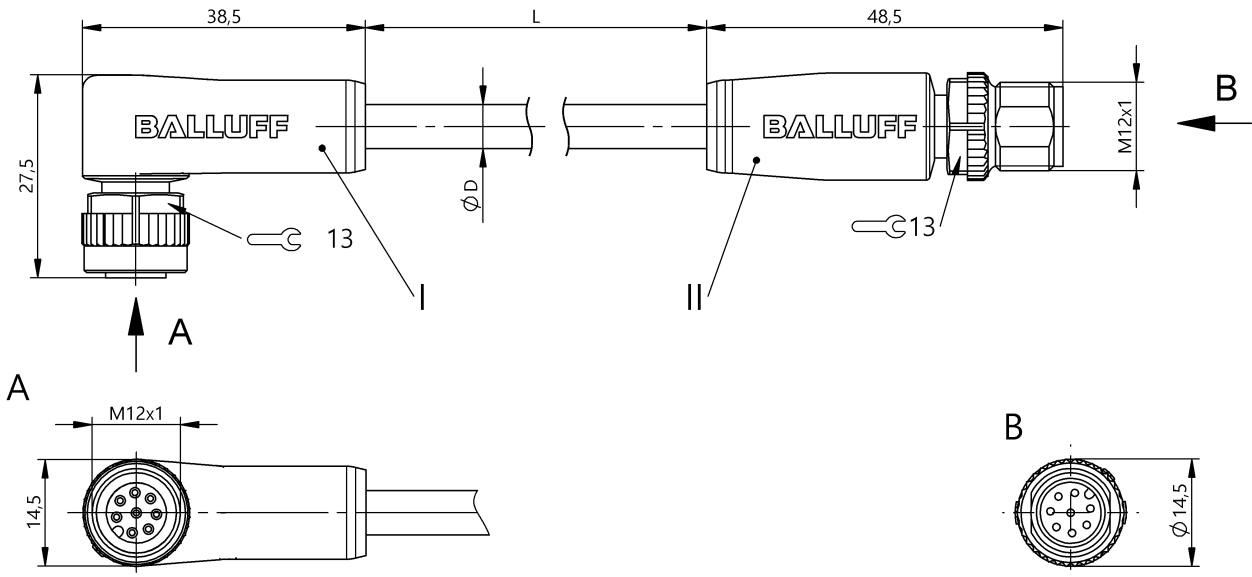


Double-Ended Cordsets
BCC M428-M418-3A-320-PX0825-100
 Order Code: BCC0JLE

BALLUFF



Basic features

| | |
|---------------------|----------------------------|
| Approval/Conformity | CE cULus EAC WEEE |
|---------------------|----------------------------|

Electrical connection

| | |
|-------------------------------------|--|
| Bending radius min., fixed cable | 5 x D |
| Bending radius min., flexible cable | 10 x D |
| Cable | PUR black, 10 m, Drag chain compatible |
| Cable diameter D | 6.00 mm ±0.20 mm |
| Cable, bending cycles min. | 2 million |
| Conductor cross-section | 0.25 mm ² |
| Connection 1 | M12x1-Female, angled, 8-pin, A-coded |
| Connection 2 | M12x1-Male, straight, 8-pin, A-coded |
| Number of conductors | 8 |
| System | Molded/Molded |

Electrical data

| | |
|----------------------------------|-----------------|
| Operating voltage U _b | 30 VDC / 30 VAC |
| Rated current (40 °C) | 2.0 A |

Remarks

Cable construction acc. to UL-AWM Style 20549
 Halogen-free per DIN VDE 0472 Part 815
 Silicone-free
 Flame-retarding acc. to IEC 60332-2
 Enclosure rating per IEC 60529 or 20653, only in screwed state with the associated mating piece.

Environmental conditions

| | |
|-------------------------------------|-------------------------------------|
| Cable temperature, drag chain | -25...60 °C |
| Cable temperature, fixed routing | -50...80 °C |
| Cable temperature, flexible routing | -25...80 °C |
| Protection degree | IP67, IP68, IP69K/IP67, IP68, IP69K |

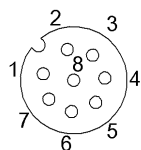
Material

| | |
|--------------------------|-----------------------------|
| Cable jacket, material | PUR |
| Material contact carrier | PUR/PUR |
| Material contacts | Bronze/Brass |
| Material cover nut | Die-cast zinc/Die-cast zinc |
| Material grip | PUR/PUR |

Mechanical data

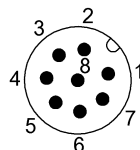
| | |
|---|-----------------------|
| Acceleration max., drag chain | 5 m/s ² |
| Cable jacket, color | black |
| Cable length L | 10.00 m |
| Cable properties | Drag chain compatible |
| Horizontal travel permitted, drag chain | 5 m |
| Tightening torque pigtail | 0.6 Nm/0.6 Nm |
| Traverse speed max., drag chain | 200 m/min |
| Vertical travel permitted, drag chain | 2 m |

Connector Drawings



I

- PIN 1: white
- PIN 2: brown
- PIN 3: green
- PIN 4: yellow
- PIN 5: gray
- PIN 6: pink
- PIN 7: blue
- PIN 8: red



II

- PIN 1: white
- PIN 2: brown
- PIN 3: green
- PIN 4: yellow
- PIN 5: gray
- PIN 6: pink
- PIN 7: blue
- PIN 8: red

Wiring Diagrams

