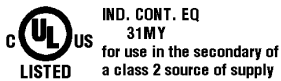


1) Optical axis receiver, 2) Optical axis emitter, 3) Sensitivity, 4) Output function, 5) Light-on/dark-on, 6) stability



Basic features

Approval/Conformity	cULus CE CDRH EAC WEEE
Basic standard	IEC 60947-5-2
Principle of operation	Photoelectric sensor
Reference reflector	BOS R-22
Series	5K
Style	Square Connection 90°
Trademark	Global

Display/Operation

Adjuster	Potentiometer 270° (2x)
Display	Output function- LED yellow Stability - LED green
Setting	Light-on/dark-on Sensitivity (Sn)

Electrical connection

Connection	Connector, M8x1-Male, 4-pin
Polarity reversal protected	yes
Short-circuit protection	yes

Electrical data

No-load current I_0 max. at U_e	35 mA
Operating voltage U_b	10...30 VDC
Rated operating current I_e	100 mA
Rated operating voltage U_e DC	24 V
Ripple max. (% of U_e)	10 %
Switching frequency	2000 Hz
Turn-off delay t_{off} max.	0.25 ms
Turn-on delay t_{on} max.	0.25 ms
Voltage drop U_d max. at I_e	1.5 V

Environmental conditions

Ambient temperature	-10...55 °C
EN 60068-2-27, Shock	Half-sinus, 50 gn, 11 ms, 3x10
EN 60068-2-6, Vibration	10...55 Hz, amplitude 1.5 mm, 3x2 h
Protection degree	IP67

Functional safety

MTTF (40 °C)	3 a
--------------	-----

Material

Housing material	PC PBT
Material sensing surface	PMMA

Mechanical data

Dimension	10.8 x 43.5 x 19.5 mm
Mounting	Screw M3
Tightening torque max.	0.5 Nm

Optical features

Ambient light max.	5000 Lux
Average power Po max.	390 µW
Beam characteristic	Divergent
Blind zone	300 mm
Laser class per IEC 60825-1	1
Light spot size	Ø 5 mm at 3 m
Light type	Laser red light
Polarizing filter	yes
Principle of optical operation	Retroreflective sensor
Pulse duration t max.	1.4 µs
Pulse frequency	20 kHz
Pulse power Pp max.	4.5 mW
Switching function, optical	dark-on/light-on
Wave length	650 nm

Output/Interface

Switching output	NPN normally open/normally closed (NO/NC)
------------------	---

Range/Distance

Range	0...10 m
Rated operating distance Sn	10 m Adjustable

Remarks

Polarizing filters prevent spurious switching due to reflecting and shiny parts.

For additional information, refer to user's guide.

Order accessories separately.

Only for applications per NFPA 79 (machines with a supply voltage of maximum 600 V). Use an R/C (CYJV2) cable with suitable properties for attaching the device.

Actuation object (target): gray card, 200 x 200, 90 % remission, lateral approach, approach direction vertical to lens axis plane.

The sensor is functional again after the overload has been eliminated.

When using as a UL product the ambient temperature Ta max. must not exceed 50°C.

To meet the EMC requirements of EN 60947-5-2 the mounting bracket must not be grounded.

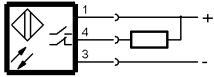
For more information about MTTF and B10d see MTTF / B10d Certificate

Indication of the MTTF- / B10d value does not represent a binding composition and/or life expectancy assurance; these are simply experiential values with no warranty implications. These declared values also do not extend the expiration period for defect claims or affect it in any way.

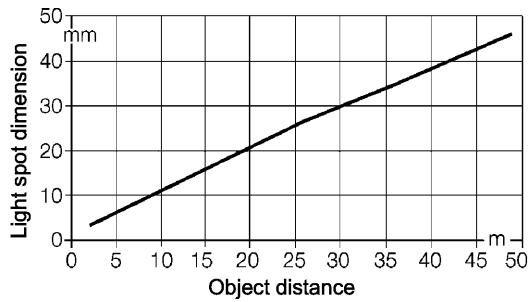
Connector Drawings



Wiring Diagrams




Technical Drawings



Opto Symbols



Warning Symbols



LASER CLASS 1 per IEC 60825-1