

1) Power green, 2) LED yellow for Signal 1 (NO), 3) Slot numbering



Basic features

Approval/Conformity	CE cULus EAC WEEE
Scope of delivery	Part labels (11x) Cover cap (3x)

Display/Operation

Power indicator	Green LED
Switching function display	Yellow LED (6x)

Electrical connection

Connection slots	6x M8x1-Female, 3-pin
-------------------------	-----------------------

Electrical data

Isolation resistance	≥ 10 GOhm
Operating voltage U_b	10...30 VDC
Output current max.	1.5 A
Rated operating voltage U_e DC	24 V
Total current max.	1.5 A

Environmental conditions

Ambient temperature	-25...80 °C
Protection degree	IP67 when threaded in

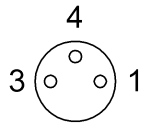
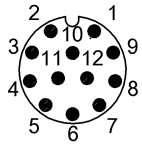
Material

Housing material	PBT, GF
Material contact carrier	PBT
Material contacts	Bronze (CuSn6), nickel layer

Mechanical data

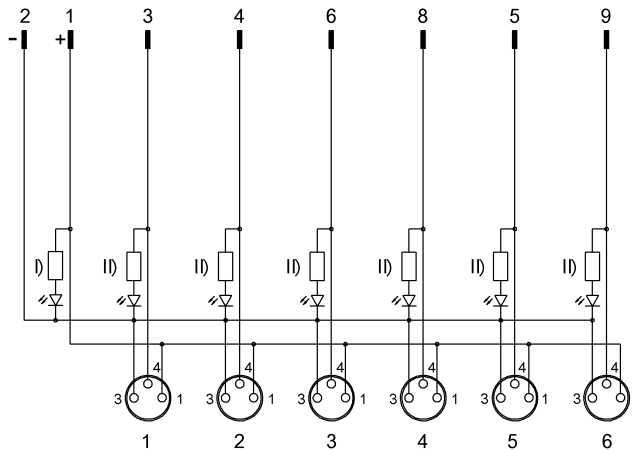
Casting	yes
Dimension	111 x 30 x 26.6 mm
Mounting	M4 (2x)
Tightening torque	1.2 Nm ±0.2 (M4)
Tightening torque pigtail	0.4 Nm + 0.1 Nm (M8 connector)

Connector Drawings



I/O ports
PIN 1: +24V
PIN 3: 0V
PIN 4: Normally open

Wiring Diagrams



I) LED green
II) LED yellow