

1) Power green, 2) LED yellow for Signal 1 (NO), 3) LED yellow for Signal 2 (NC), 4) Slot numbering



Basic features

Approval/Conformity	CE cULus EAC WEEE
Scope of delivery	Part labels (24x) Cover cap (4x)

Display/Operation

Power indicator	Green LED
Switching function display	Yellow LED (16x)

Electrical connection

Connection slots	8x M12x1-Female, 5-pin
-------------------------	------------------------

Electrical data

Isolation resistance	≥ 10 GOhm
Operating voltage U_b	10...30 VDC
Output current max.	4 A
Rated operating voltage U_e DC	24 V
Total current max.	8 A

Environmental conditions

Ambient temperature	-25...80 °C
Protection degree	IP67 when threaded in

Material

Housing material	PBT, GF
Material contact carrier	PBT
Material contacts	Bronze (CuSn6), nickel layer

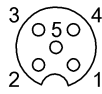
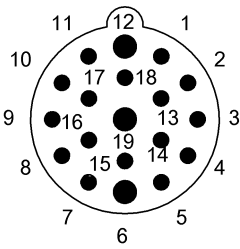
Mechanical data

Casting	yes
Dimension	155 x 58 x 28.5 mm
Mounting	M4 (4x)
Tightening torque	1.2 Nm ±0.2 (M4)
Tightening torque pigtail	0.6 Nm + 0.1 Nm (M12 connector)

Output/Interface

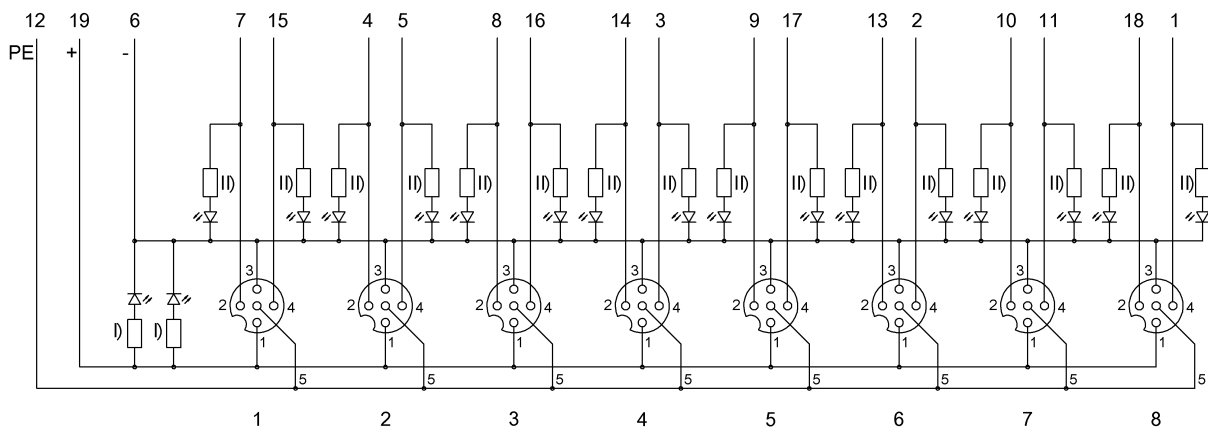
Switching output	PNP normally open/normally closed (NO/NC)
-------------------------	---

Connector Drawings



I/O ports
 PIN 1: +24V
 PIN 2: Normally closed
 PIN 3: 0V
 PIN 4: Normally open
 PIN 5: PE

Wiring Diagrams



I) LED green
 II) LED yellow