DATE CREATED IN CREATO DWG
DATUM ERSTELLT IN DWG
RELEASED FOR PUBLICATION APRIL 2006
FREIGEGEBEN VERÖFFENTLICHUNG
RATED WITH PACKING 20
© COPYRIGHT 2006 BY TYCO ELECTRONICS CORPORATION. ALL RIGHTS RESERVED
BY TYCO ELECTRONICS CORPORATION. ALLE RECHTE VORBEHALTEN.

1418883

NON-BINDING PRINTED CIRCUIT BOARD (62P 90°)
Unverbindliches Leiterplatten-Layout (62P 90°)
SOLDER SIDE
Loetseite

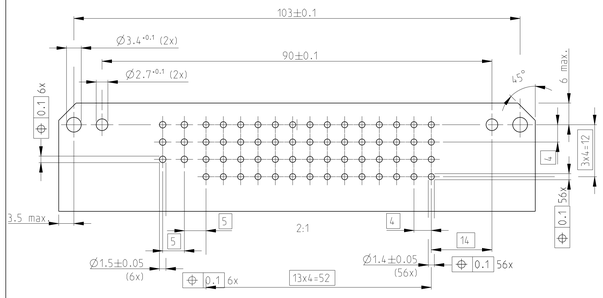

NON-BINDING PRINTED CIRCUIT BOARD (62P 180°)
Unverbindliches Leiterplatten-Layout (62P 180°)
SOLDER SIDE
Loetseite

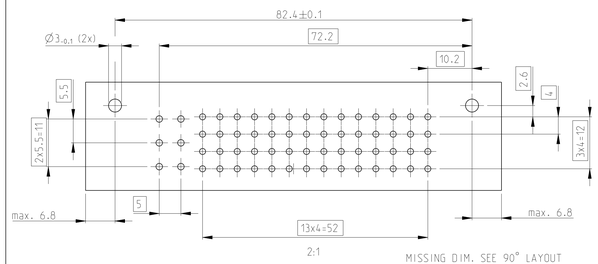

MISSING DIM. SEE 90° LAYOUT

REVIEW OF DIFFERENT MATERIALS THICKNESS FOR FIXING INTERFACE
Darstellung für verschiedenes Materialdicken des Befestigungsausschnitts

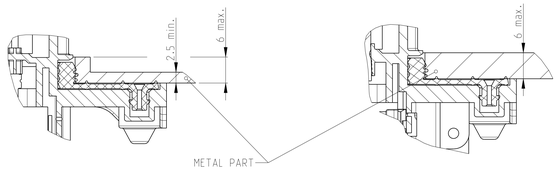

1-1418362-1

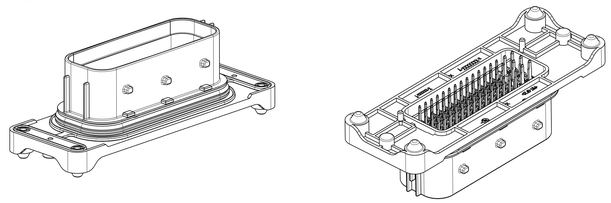

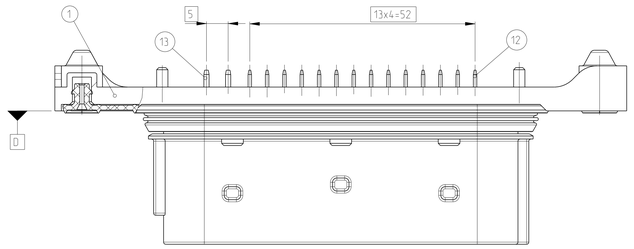

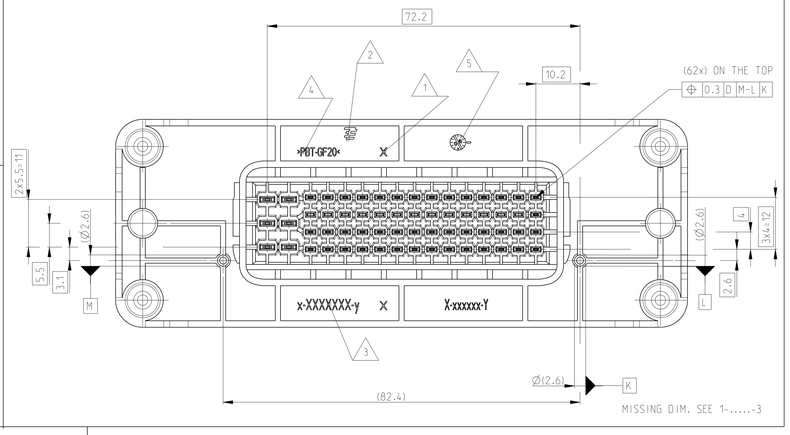

MISSING DIM. SEE 1-.....-3

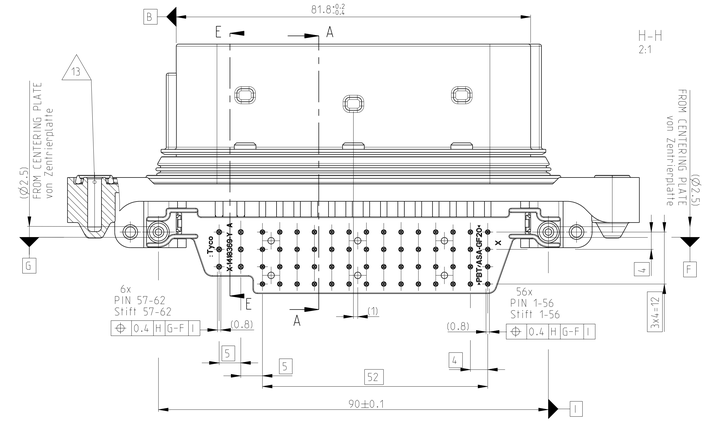

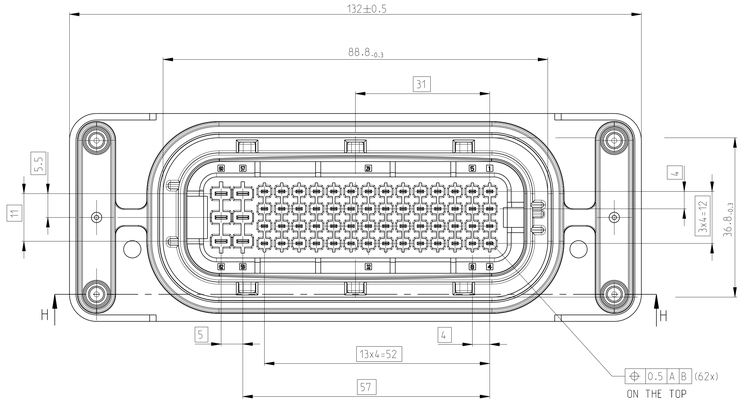

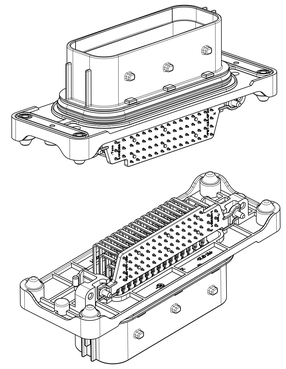

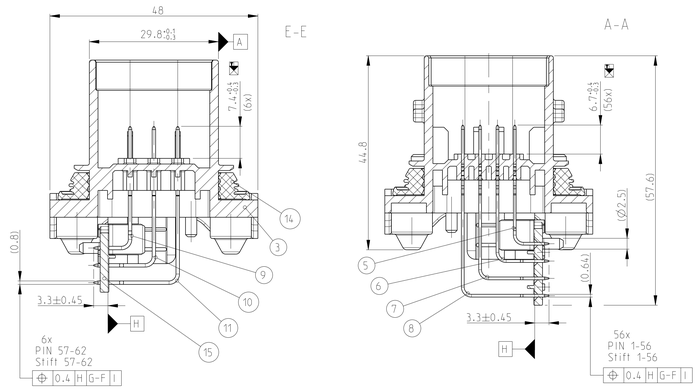

FIXING INTERFACE LAYOUT
Befestigungsausschnitt Layout 14

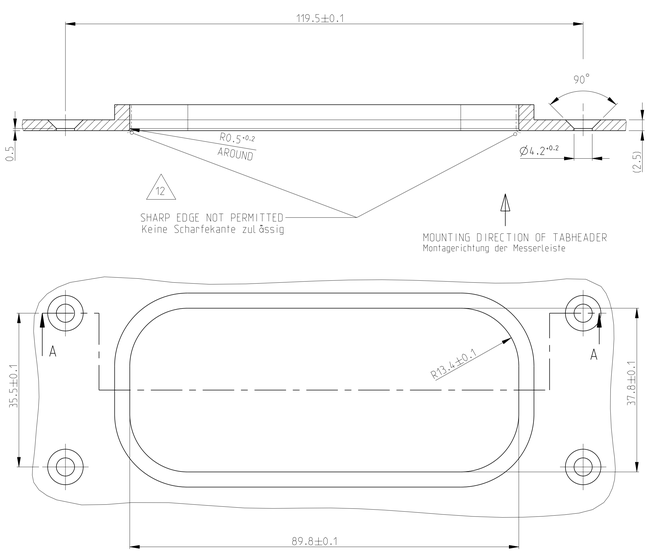

PRE-LOCKED POSITION (DELIVERY STATE)
Vorraststellung (Auslieferungszustand)

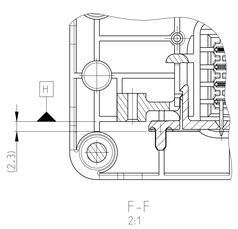

END-LOCKED POSITION
Endraststellung

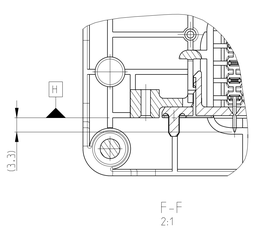

1-____-3 AS SHOWN

QTY REQD PER ASSY						PARTS LIST			
1	1	-	-	A	-	CENTERING PLATE Zentrierplatte	PBT-GF20	BLACK schwarz	15
1	1	1	1	B (B1)	-	SEAL Dichtung	SILICONE	WHITE weiß	14
-	-	6	6	B	-	TAB 2.8 x 0.8. LENGTH 24.9 mm Flachstecker 2.8 x 0.8. Laenge 24.9 mm	CuSn	SILVER PLATED versilbert	13
-	-	56	56	B	-	TAB 1.5 x 0.64. LENGTH 24.2 mm Flachstecker 1.5 x 0.64. Laenge 24.2 mm	CuSn	SILVER PLATED versilbert	12
2	2	-	-	A	-	TAB 2.8 x 0.8. LENGTH 54.5 mm Flachstecker 2.8 x 0.8. Laenge 54.5 mm	CuSn	SILVER PLATED versilbert	11
2	2	-	-	A	-	TAB 2.8 x 0.8. LENGTH 45.0 mm Flachstecker 2.8 x 0.8. Laenge 45.0 mm	CuSn	SILVER PLATED versilbert	10
2	2	-	-	A	-	TAB 2.8 x 0.8. LENGTH 35.5 mm Flachstecker 2.8 x 0.8. Laenge 35.5 mm	CuSn	SILVER PLATED versilbert	9
14	14	-	-	A	-	TAB 1.5 x 0.64. LENGTH 58.3 mm Flachstecker 1.5 x 0.64. Laenge 58.3 mm	CuSn	SILVER PLATED versilbert	8
14	14	-	-	A	-	TAB 1.5 x 0.64. LENGTH 50.3 mm Flachstecker 1.5 x 0.64. Laenge 50.3 mm	CuSn	SILVER PLATED versilbert	7
14	14	-	-	A	-	TAB 1.5 x 0.64. LENGTH 42.3 mm Flachstecker 1.5 x 0.64. Laenge 42.3 mm	CuSn	SILVER PLATED versilbert	6
14	14	-	-	A	-	TAB 1.5 x 0.64. LENGTH 34.3 mm Flachstecker 1.5 x 0.64. Laenge 34.3 mm	CuSn	SILVER PLATED versilbert	5
1	-	-	-	C	B	HOUSING. 62-POS. 90° Gehaeuse. 62-polig 90°	PBT-GF20	GREY grau	4
-	1	-	-	C	A	HOUSING. 62-POS. 90° Gehaeuse. 62-polig 90°	PBT-GF20	BLACK schwarz	3
-	-	1	-	C	B	HOUSING. 62-POS. 180° Gehaeuse. 62-polig 180°	PBT-GF20	GREY grau	2
-	-	-	1	C	A	HOUSING. 62-POS. 180° Gehaeuse. 62-polig 180°	PBT-GF20	BLACK schwarz	1
2- -3	1- -3	2- -1	1- -1	REV	COD. KOD.	DESCRIPTION	MATERIAL	COLOUR	ITEM NO.
C	C	C	C	REVISION OF EACH ASSY NO (WHEN BLANK, USE DWG REVISION)					

NOTES
Bemerkungen

1. CAVITY NUMBERING
Kammernummerierung

2. TE LOGO
TE-Logo

3. TE NO.
TE-Nr.

4. MATERIAL MARKING
Werkstoffkennzeichnung

5. DATE CLOCK
Datumuhr

6. TAB DISTANCE SOLDER SIDE TESTED BY GAUGE NO ...
Flachsteckerabstand Loetseite mit Lehre Nr. ... gepruft

(C1) 7. PACKAGING IN TRAYS
Verpackung in Trays

8. SOLDERABILITY ACCORDING TO DIN IEC 68. PART 2-20. AGEING 3
Loetbarkeit gemaess DIN IEC 68.Teil 2-20. Alterung 3

9. PRESS OUT FORCE >= 50 N WITH FEED 25 mm/min FOR TABS 2.8 mm x 0.8 mm
Kontaktausdrueckkraft >= 50 N mit Vorschub 25 mm/min fuer Flachstecker 2.8 mm x 0.8 mm

10. PRESS OUT FORCE >= 40 N WITH FEED 25 mm/min FOR TABS 1.5 mm x 0.64 mm
Kontaktausdrueckkraft >= 40 N mit Vorschub 25 mm/min fuer Flachstecker 1.5 mm x 0.64 mm

11. FITS TO TE COUNTERPART AMP MCP 2.8 RECEPTACLE HOUSING (62 POS.). TE NO 1418883
Passend zu TE Gegenstecker AMP MCP 2.8 Buchsengehaeuse (62 pol.). TE-Nr. 1418883

(12) 13. SEALING SURFACE. ROUGHNESS Ra <= 1.6 µm.
Dichtfläche. Rauheit Ra <= 1.6 µm.

(C2) 13. SUITABLE FOR FIXING SCREW F.E. EJOT PT SCREW KB 40X14 WN 1413
REQUIRED TIGHTENING TORQUE 2 ±0.5 Nm
geeignet f.Ür Befestigungsschrauben z.B. EJOT PT Schraube KB 40x14 WN 1413
erforderliches Anzugsdrehmoment 2 ±0.5Nm

14. FURTHER WALLTHICKNESS OR FIXING POSSIBILITIES CONTACT PE/CVI
Weitere Materialstärken oder Befestigungsmöglichkeiten nur nach Rücksprache mit PE/CVI

PRODUCT CHARACTERISTICS ACC. QMP 1.12
BESONDERE MERKMALE NACH QMP 1.12
THIS DRAWING IS CONSIDERED THE PRODUCT SPECIFICATION. CHANGES TO THIS DRAWING WILL BE LIMITED TO THE LEVEL OF REVISION.
DIESE ZEICHNUNG GILT ALS PRODUKTSPEZIFIKATION. ÄNDERUNGEN AN DIESER ZEICHNUNG SIND NUR IM RAHMEN DER ZULÄSSIGEN REVISIONSSTUFE MÖGLICH.

CHK	A. Kopetty	10APR2006
CHK	D. Kapp	12APR2006
APVD	C. Eberwein	12APR2006

TOLERANCING ISO 8015
TOLERIERUNG ISO 8015

DIMENSIONS: MILLIMETERS mm
TOLERANCES UNLESS OTHERWISE SPECIFIED: ALLGEMEINTOLERANZEN
ANGLES ±1°
ISO 2768-mK
FINISH/OBERFLÄCHE/AFBEIZ
MATERIAL: SEE TABLE / siehe Tabelle
WEIGHT/GEWICHT: 69 g
PRODUCT SPEC / PRODUKTSPEC: –
APPLICATION SPEC / ANWENDUNGSSPEC: –

Tyco Electronics
Tyco Electronics AMP GmbH
64625 Bensheim (Germany)

NAME: HEADER. 62-POS. TAB1.5x0.64 / 2.8x0.8 – 1.5 x 0.64 / 2.8 x 0.8

SIZE: A0 | CAGE CODE: 00779 | DRAWING NO (DOKUNUMMER): C-1418362 | RESTRICTED TO NUR FUER: –
SCALE MASSTAB: 1:1 | SHEET BLATT: 1 OF VON 1 | REV: C2
CUSTOMER DRAWING / KUNDENZEICHNUNG