

THIS DRAWING IS UNPUBLISHED. RELEASED FOR PUBLICATION 20
 © COPYRIGHT 20 BY TYCO ELECTRONICS CORPORATION. ALL RIGHTS RESERVED.

LOC	DIST	REVISIONS					
		P	LTR	DESCRIPTION	DATE	DWN	APVD
J	-	0		RELEASED (FJD0-0486-04)	10FEB2005	K.R	D.M
		A		REVISED (ECR-05-018874)	26DEC2005	K.R	D.M
		AI		REVISED (ECR-07-012724)	31MAY2007	K.R	J.A

- 1 材料 ハウジング: ガラス入り熱可塑性ポリエステル樹脂 UL94V-0 色: 黒
 コンタクト: 銅合金
- 2 仕上げ コンタクト 全面: ニッケルめっき下地 1.27μm以上
 接触部: 金めっき 0.2μm以上
 基板取付部: 錫めっき 2μm以上
- リテンション レグ 全面: ニッケルめっき下地 1.27μm以上の上に錫めっき 2.0μm以上

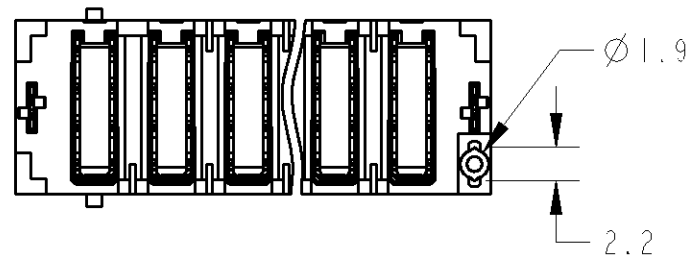
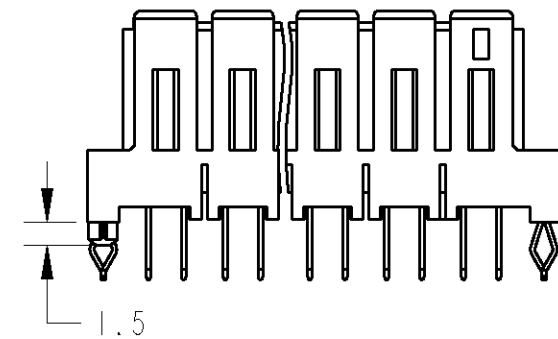
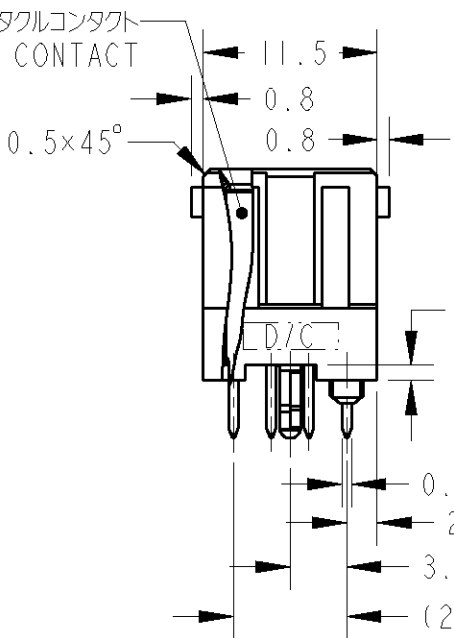
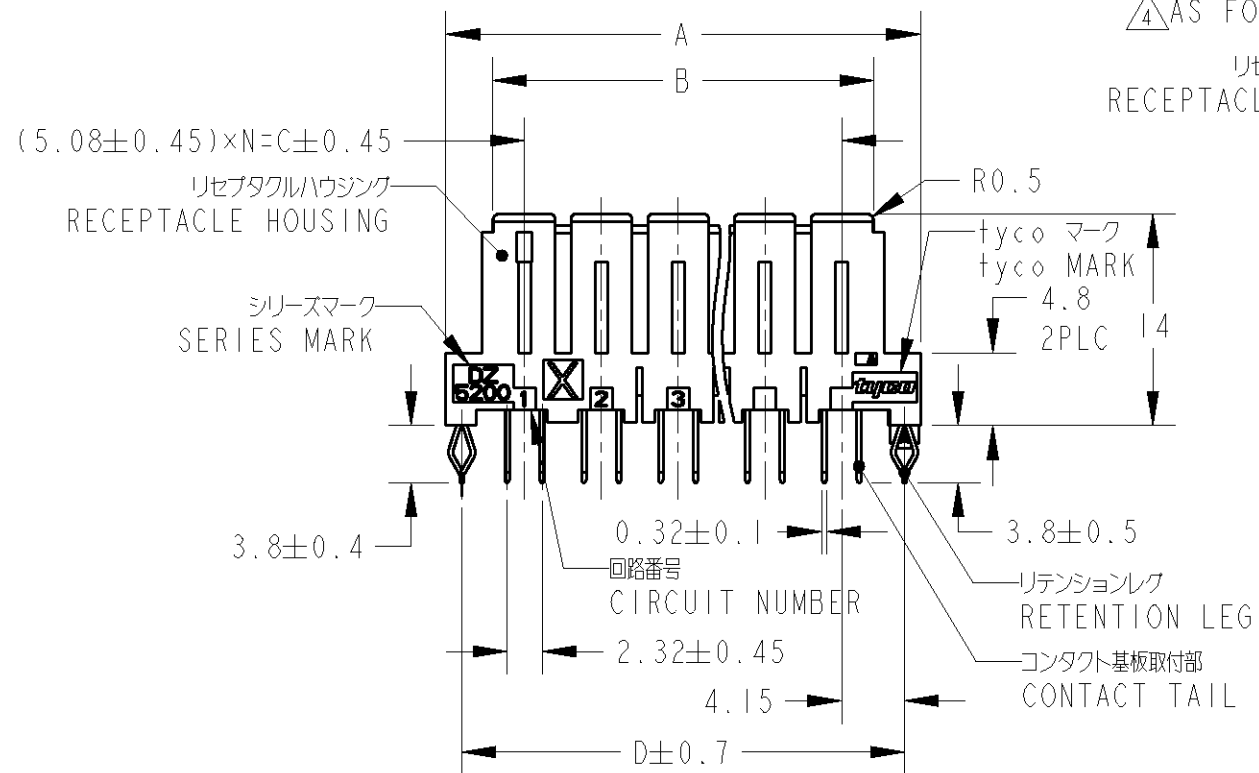
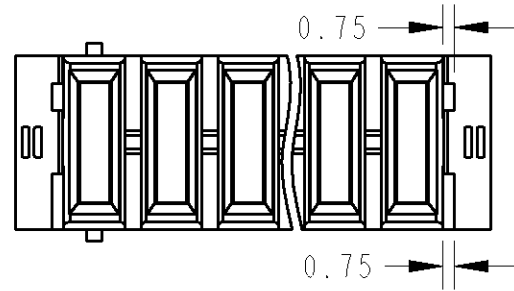
- △3 5--3(10.16mmピッチ: 3POS)は偶数回路(2, 4)にコンタクトが装着されません
- △4 5--4(10.16mmピッチ: 4POS)は偶数回路(2, 4, 6)にコンタクトが装着されません

1 MATERIAL HOUSING: POLYESTER OF GLASS FILLED THERMO PLASTIC(UL94V-0), COLOR: BLACK
 CONTACT: COPPER ALLOY

2 FINISH CONTACT UNDER: Ni PLATING ALL SURFACE 1.27μm MIN
 CONTACT AREA: Au PLATING 0.2μm MIN
 P.C.BOARD ATTACHMENT AREA: TIN PLATING 2μm MIN

RETENTION LEG ALL SURFACE: TIN PLATING 2μm MIN OVER Ni PLATING ALL SURFACE 1.27μm MIN

- △3 AS FOR 5--3(10.16mmPITCH: 3POS), EVEN NUMBER CIRCUITS(NO.2 AND 4) ARE NOT EQUIPPED WITH CONTACT.
- △4 AS FOR 5--4(10.16mmPITCH: 4POS), EVEN NUMBER CIRCUITS(NO.2, 4 AND 6) ARE NOT EQUIPPED WITH CONTACT.



適用寸法(D) DIMENSION APPLIED(D)	一般公差 GENERAL TOLERANCE
0<D≤10	±0.3
10<D≤30	±0.4
30<D≤100	±0.45

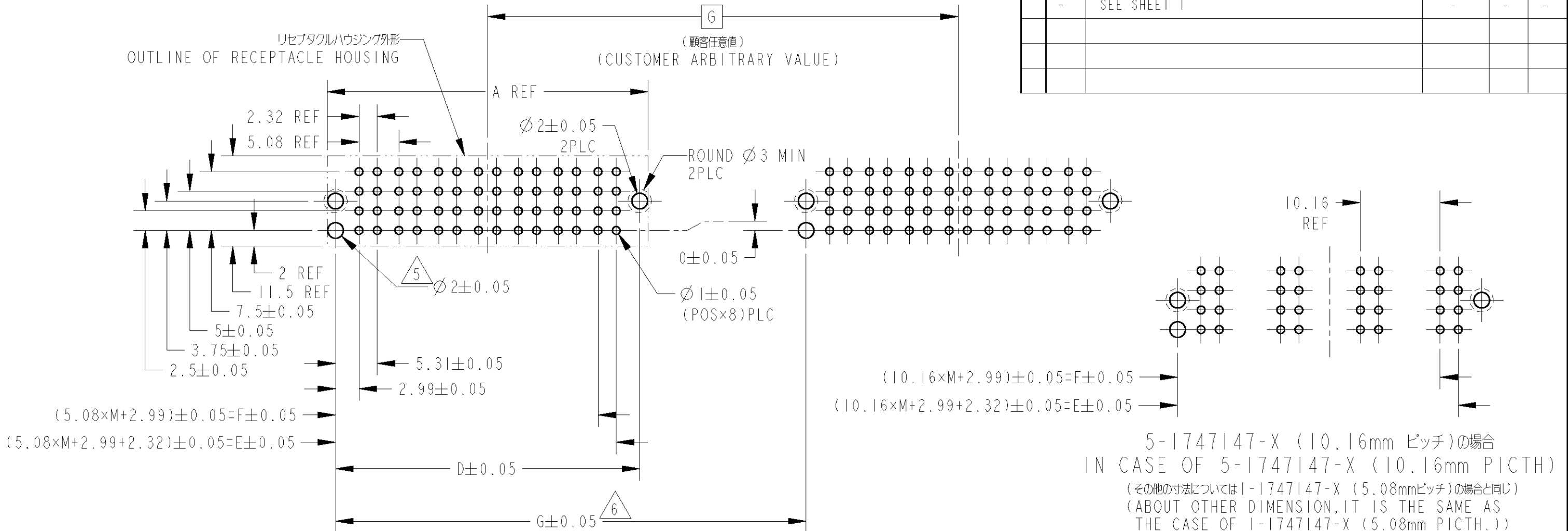
WEIGHT (g)	DIMENSION				N	PITCH	POS	PART NO
	D	C	B	A				
8.83	38.78	30.48	34.72	40.92	6	5.08	7	1-1747147-7
6.47	28.62	20.32	24.56	30.76	4	5.08	5	1-1747147-5
6.68	38.78	30.48	34.72	40.92	6	10.16	4/4	5-1747147-4
5.03	28.62	20.32	24.56	30.76	4	10.16	3/3	5-1747147-3

THIS DRAWING IS A CONTROLLED DOCUMENT FOR TYCO ELECTRONICS CORPORATION. IT IS SUBJECT TO CHANGE AND THE CONTROLLING ENGINEERING ORGANIZATION SHOULD BE CONTACTED FOR THE LATEST REVISION.

DIMENSIONS: 単位: 概 mm	TOLERANCES UNLESS OTHERWISE SPECIFIED: 一般公差 ± - 0-PLC ± - 1-PLC ± - 2-PLC ± - 3-PLC ± - 4-PLC ± - ANGLES ±3°	DWN K.RIKU 10FEB05 CHK D.MITSUGI 10FEB05 APVD D.MITSUGI 10FEB05 PRODUCT SPEC 108-78186 APPLICATION SPEC 取付適用規格 - WEIGHT -	Tyco Electronics AMP K.K. Kawasaki, Japan NAME 名称 DYNAMIC DZ5200 VERTICAL RECEPTACLE ASSY SIZE A3 CAGE CODE 00779 DRAWING NO 1747147 RESTRICTED TO - SCALE 2:1 SHEET 1 OF 3 REV AI
MATERIAL 材料 -	FINISH 仕上 -	CUSTOMER DRAWING	

THIS DRAWING IS UNPUBLISHED. RELEASED FOR PUBLICATION 20
 © COPYRIGHT 20 BY TYCO ELECTRONICS CORPORATION. ALL RIGHTS RESERVED.

LOC	DIST	REVISIONS					
		P	LTR	DESCRIPTION	DATE	DWN	APVD
J	-	-	-	SEE SHEET 1	-	-	-



1-1747147-X (5.08mm ピッチ)の場合
 IN CASE OF 1-1747147-X (5.08mm PITCH)

5-1747147-X (10.16mm ピッチ)の場合
 IN CASE OF 5-1747147-X (10.16mm PITCH)
 (その他の寸法については1-1747147-X (5.08mmピッチ)の場合と同じ)
 (ABOUT OTHER DIMENSION, IT IS THE SAME AS THE CASE OF 1-1747147-X (5.08mm PITCH.))

推奨基板取付穴寸法(コネクタ搭載面) 適用基板厚: 1.6±0.1
 RECOMEND PC BOARD HOLE PATTERN(CONNECTOR MOUNT SIDE), PC BOARD THICKNESS: 1.6±0.1

△5 THE HOLE FOR DECIDING THE POSITION WHICH MOUNTS THE CONNECTOR.
 △6 WHEN TWO OR MORE CONNECTORS ON ONE PC BOARD ARE USED WHEN PROCESSING BY THE HOLE(△5) POSITION DIMENSION TOLERANCE CANNOT BE PERFORMED, ONLY ONE CONNECTOR SHOULD BE USED PER ONE PC BOARD. (WHEN PROCESSING BY THE HOLE(△5) POSITION DIMENSION TOLERANCE CAN BE PERFORMED, TWO OR MORE CONNECTOR CAN BE USED PER ONE PC BOARD.)

△5 コネクタ実装位置決め用の穴
 △6 同一基板上でのコネクタの複数個実装について
 コネクタ実装位置決め用穴(△5)位置寸法公差を満足出来ない場合、同一基板上に対するコネクタの複数個実装使用は出来ません
 (コネクタ実装位置決め用穴(△5)位置寸法公差を満足出来る場合には、同一基板上に対するコネクタの複数個実装使用は可能です)

顧客任意値 CUSTOMER ARBITRARY VALUE	33.47	35.79	38.78	40.92	6	5.08	7	1-1747147-7
	23.31	25.63	28.62	30.76	4	5.08	5	1-1747147-5
G	33.47	35.79	38.78	40.92	3	10.16	4/4	5-1747147-4
	23.31	25.63	28.62	30.76	2	10.16	3/3	5-1747147-3
DIMENSION					M	PITCH	POS	PART NO

THIS DRAWING IS A CONTROLLED DOCUMENT FOR TYCO ELECTRONICS CORPORATION IT IS SUBJECT TO CHANGE AND THE CONTROLLING ENGINEERING ORGANIZATION SHOULD BE CONTACTED FOR THE LATEST REVISION.		DWN K. RIKU 10FEB05	Tyco Electronics AMP K.K. Kawasaki, Japan	
DIMENSIONS: 単位: 英 mm		CHK D. MITSUGI 10FEB05		
TOLERANCES UNLESS OTHERWISE SPECIFIED: 一般公差 ± - 0-PLC ± - 1-PLC ± - 2-PLC ± - 3-PLC ± - 4-PLC ± - ANGLES ± -		APVD D. MITSUGI 10FEB05	NAME 名称 DYNAMIC DZ5200 VERTICAL RECEPTACLE ASSY	
MATERIAL 材料		PRODUCT SPEC 製品規格 108-78186	SIZE A3	
FINISH 仕上		APPLICATION SPEC 取付適用規格	CAGE CODE 00779	
		WEIGHT	DRAWING NO 1747147	
		CUSTOMER DRAWING		RESTRICTED TO
		SCALE 2:1		SHEET 2 OF 3
				REV A1

LOC	DIST	REVISIONS					
		P	LTR	DESCRIPTION	DATE	DWN	APVD
J	-			SEE SHEET 1	-	-	-

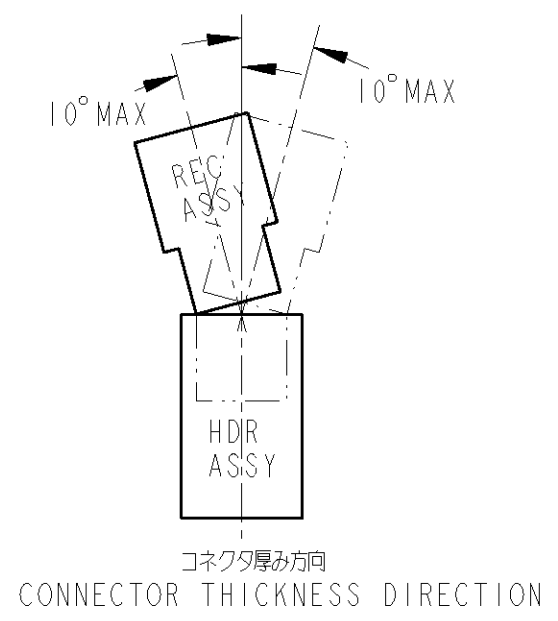
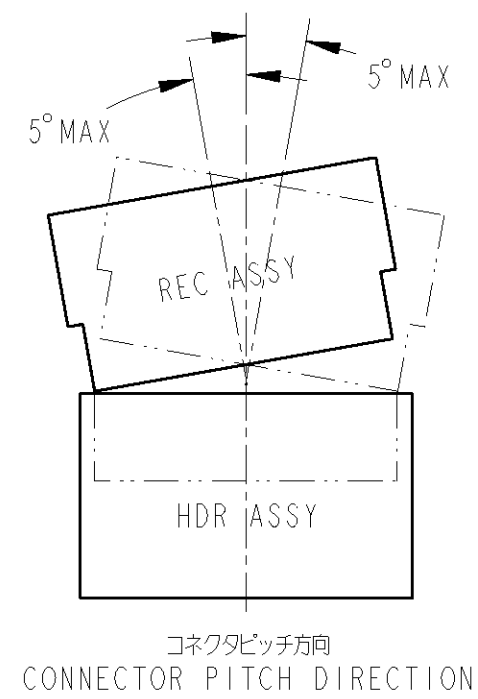
- 7 コネクタ取扱上の注意
- (1) 基板への取付作業
 基板への取付後、コネクタの両サイド面に浮きが無い事を確認の上、半田付作業を行ってください。
 また、基板から一度取り外したコネクタの再使用は行わないで下さい(実装位置精度が低下します)。
 - (2) 嵌合作業
 コネクタの嵌合作業は、ヘッダーコネクタとリセコネクタを軽く合わせ、極端なスレまたは傾きが無いことを確認の上、嵌合して下さい。
 その時の傾きは、ピッチ方向: 5°以内(下図参照)
 厚み方向: 10°以内(下図参照)
 - (3) 離脱作業
 嵌合後のコネクタの離脱に際しては、コネクタに近い箇所の基板部を掴み、わずかにこじめるようにして(角度規制については嵌合作業時同様)引き抜いて下さい。

7 THE CAUTION ON THE HANDLING OF THE CONNECTOR

(1) MOUNTING OPERATION ONTO PC BOARD
 AFTER MOUNTED ONTO PC BOARD, PLEASE CHECK THAT THERE ARE NO FLOAT IN BOTH SIDE SURFACE OF THE CONNECTOR, AND DO SOLDERING WORK.
 MOREOVER, PLEASE DO NOT RE-USE OF THE CONNECTOR REMOVED FROM THE PC BOARD AT ONCE. (SINCE MOUNTING POSITION ACCURACY FALLS.)

(2) MATING OPERATION
 THE MATING OPERATION SHOULD BE MADE AFTER CONFIRMING NO EXCESSIVE GAP OR INCLINATION THROUGH A LIGHT MATING OF HEADER CONNECTOR AND RECEPTACLE CONNECTOR.
 REGULATION OF THE DEGREE
 CONNECTOR PITCH DIRECTION: THE DEGREE MUST BE LESS THAN 5 DEGREES.
 CONNECTOR THICKNESS DIRECTION: THE DEGREE MUST BE LESS THAN 10 DEGREES.

(3) REMOVAL OPERATION
 TO UNMATE MATED PC BOARDS, IT IS BEST TO HOLD THE PC BOARD AT A OPERATION ADJACENT TO THE CONNECTOR AND EXTRACT IN A STRAIGHT MANNER.
 IN THE EVENT THAT THE EXTRACTION FORCE IS HIGH, IT MAY BE EASIER TO UNMATE THE PC BOARD BY TILTING IT IN ONE DIRECTION WHILE EXTRACTING.
 HOWEVER, THIS TILT MUST BE KEPT WITHIN 5 DEGREES (PITCH DIRECTION) AND 10 DEGREES (THICKNESS DIRECTION).



THIS DRAWING IS A CONTROLLED DOCUMENT FOR TYCO ELECTRONICS CORPORATION IT IS SUBJECT TO CHANGE AND THE CONTROLLING ENGINEERING ORGANIZATION SHOULD BE CONTACTED FOR THE LATEST REVISION.		DWN K.RIKU 10FEB05 CHK D.MITSUGI 10FEB05 APVD D.MITSUGI 10FEB05		tyco Tyco Electronics AMP K.K. Electronics Kawasaki, Japan	
DIMENSIONS: 単位: 概 mm		TOLERANCES UNLESS OTHERWISE SPECIFIED: 一般公差 ± - 0-PLC ± - 1-PLC ± - 2-PLC ± - 3-PLC ± - 4-PLC ± - ANGLES ± -		PRODUCT SPEC 製品規格 108-78186 APPLICATION SPEC 取付適用規格 -	
MATERIAL 材料 -		FINISH 仕上 -		WEIGHT -	
CUSTOMER DRAWING				SIZE A3	CAGE CODE 00779
SCALE 尺度 -				DRAWING NO 番号 1747147	RESTRICTED TO -
SHEET 3 OF 3				REV A1	