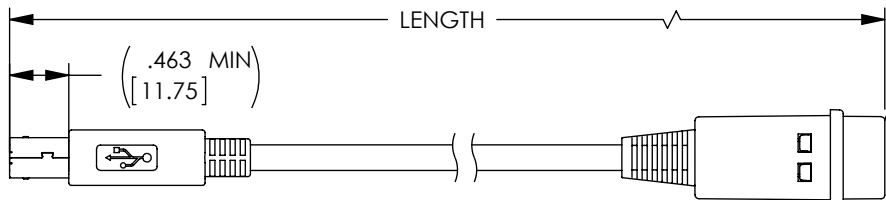


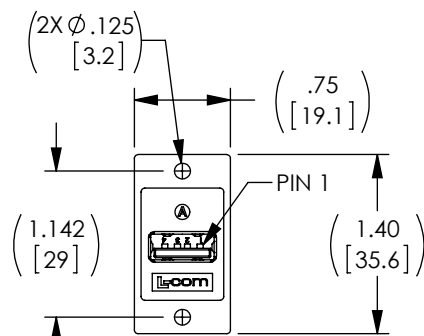
THE INFORMATION CONTAINED IN THIS DRAWING IS THE SOLE PROPERTY OF L-COM, INC. ANY REPRODUCTION IN PART OR WHOLE WITHOUT THE WRITTEN PERMISSION OF L-COM, INC. IS PROHIBITED.

REVISIONS			
REV	DESCRIPTION	DATE	APPROVED
A	INITIAL RELEASE	1/6/14	D.GRIFFIN

PART NUMBER	LENGTH	
	INCHES	MM
AL-ECF504-AB12	12.0	[304.8]
AL-ECF504-AB24	24.0	[609.6]
AL-ECF504-AB36	36.0	[914.4]
AL-ECF504-AB48	48.0	[1219.2]
AL-ECF504-AB72	72.0	[1828.8]

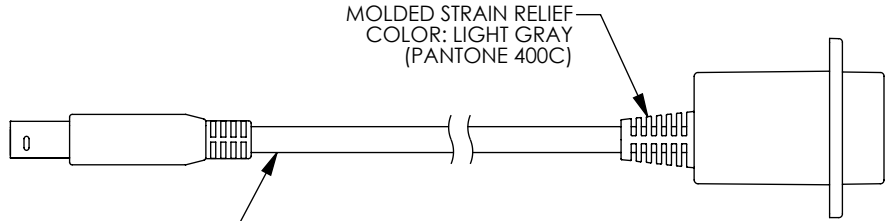


HOUSING: ABS, UL94V-0
FINISH: CHROME.

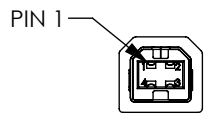


"J1"
USB SERIES "A" RECEPTACLE
BULKHEAD ADAPTOR
CONTACTS: 30 μINCHES
GOLD PLATING

MOLDED STRAIN RELIEF
COLOR: LIGHT GRAY
(PANTONE 400C)

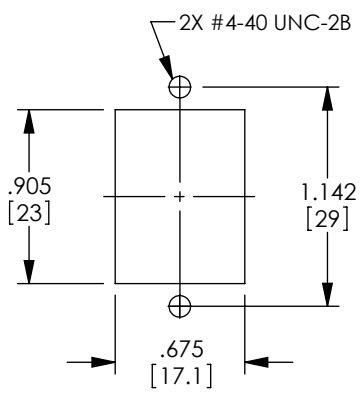
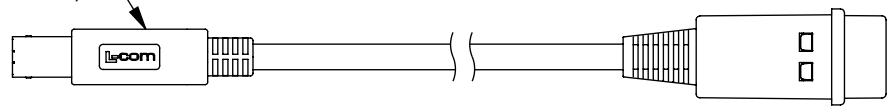


ONE 28AWG STRANDED TINNED COPPER TWISTED PAIR
TWO 20AWG STRANDED TINNED COPPER CONDUCTORS
OVERALL ALUMINIZED POLYESTER SHIELD WITH DRAIN WIRE PLUS
TINNED COPPER BRAIDED SHIELD.
PVC OUTER JACKET, LIGHT GRAY (PANTONE 400C)

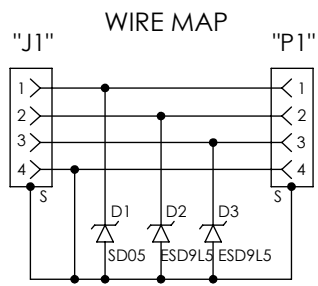


"P1"
USB SERIES "B" PLUG
CONTACTS: 30 μINCHES
GOLD PLATING

MOLDED PVC HOOD
AND STRAIN RELIEF
LIGHT GRAY (PANTONE 400C)



RECOMMENDED
PANEL CUT OUT



NOTES:

MATERIAL:
COUPLER HOUSING: ABS, UL94V-0.
CONNECTOR INSULATORS: WHITE PBT WITH GLASS FIBER.
TYPE "A" CONNECTOR CONTACTS: PHOSPHOR BRONZE.
TYPE "A" CONNECTOR SHELL: BRASS.
TYPE "B" CONNECTOR CONTACTS: PHOSPHOR BRONZE.
TYPE "B" CONNECTOR SHELL FRONT: BRASS.
TYPE "B" CONNECTOR SHELL BACK: STEEL.
PCB: EPOXY GLASS FP-4, 94V-0 FLAMMABILITY RATING.

FINISH:
COUPLER HOUSING: CHROME.
CONNECTOR CONTACTS: GOLD, 30μ INCHES.
CONNECTOR SHELLS: NICKEL.

ELECTRICAL:
DATA LINE CLAMPING VOLTAGE: 5.4V.
POWER LINE CLAMPING VOLTAGE: 6.5V.

ENVIRONMENTAL:
OPERATING TEMPERATURE: -40° C TO +50° C.

MISCELLANEOUS:
COUPLER SHALL BE TESTED FOR CONTINUITY.
COUPLER SHALL BE INDIVIDUALLY PACKAGED IN
ACCORDANCE WITH L-COM PACKAGING SPEC PS-0031.

REGULATORY COMPLIANCE:
CE2011/65/EU (RoHS DIRECTIVE)

UNLESS OTHERWISE SPECIFIED, DIMENSIONS ARE IN INCHES [mm] OVERALL CABLE LENGTH TOLERANCE: ≤12 [305] = +1 [25] / -0 >12 [305] ≤60 [1524] = +2 [51] / -0 >60 [1524] ≤120 [3048] = +4 [102] / -0 >120 [3048] ≤300 [7620] = +6 [152] / -0 >300 [7620] = +5% / -0%	APPROVALS	DATE		45 BEECHWOOD DRIVE NORTH ANDOVER, MA 01845
	DRAWN BY B.PUCHASKI	10/31/13		
ALL OTHER DIMENSIONAL TOLERANCES: .X = ± .2 [5.08] .XX = ± .02 [51] .XXX = ± .005 [1.27]	CHECKED BY P.PESA	10/31/13	CATEGORY LIGHTNING PROTECTOR	
	APPROVED BY P.PESA	10/31/13	PRODUCT DESCRIPTION LP, USB 2.0 A/B W/ PIGTAIL	
PROJECTION 	CONFIGURATION DETAILS OF UNDIMENSIONED FEATURES MAY VARY	COLOR VARIATIONS MAY OCCUR	SIZE A	FSCM NO. 43321
			DWG. NO. AL-ECF504-ABXX	REV. A
			SCALE: NONE	CAD FILE: AL-ECF504-ABXX.SLDDRW
				SHEET 1 OF 1