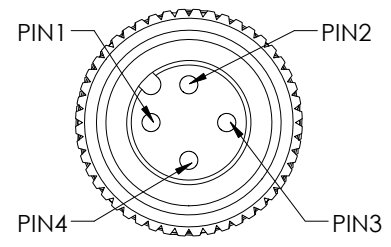
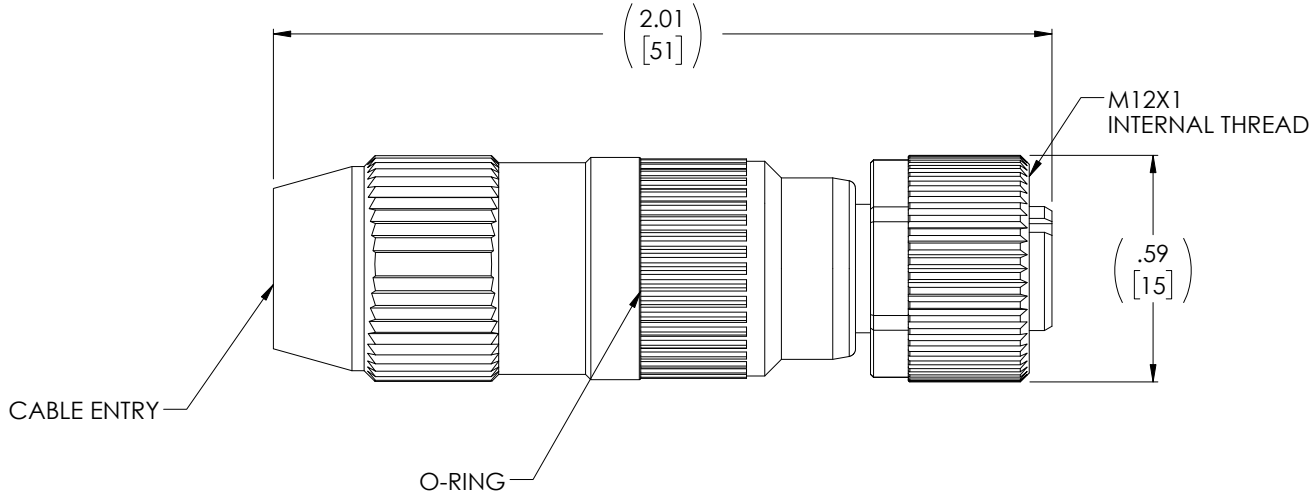
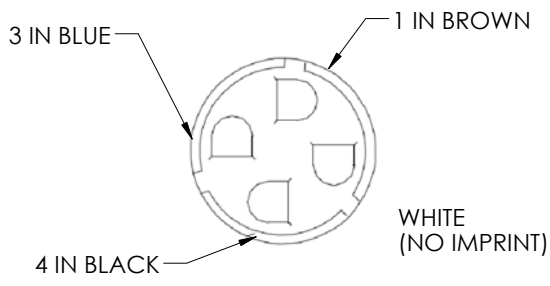


THE INFORMATION CONTAINED IN THIS DRAWING IS THE SOLE PROPERTY OF L-COM, INC. ANY REPRODUCTION IN PART OR WHOLE WITHOUT THE WRITTEN PERMISSION OF L-COM, INC. IS PROHIBITED.

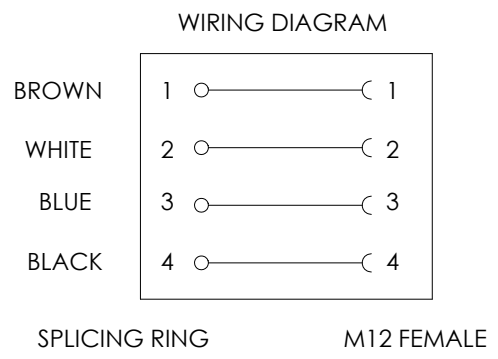
REVISIONS			
REV	DESCRIPTION	DATE	APPROVED
A	INITIAL RELEASE PER DUSTIN GUTTADAURO	04/03/17	J.LABOY



M12 FEMALE 4 POSITION A-CODE



INSULATION DISPLACEMENT SPlicing RING



NOTES:

MECHANICAL DATA

- HOUSING: M12 FEMALE, 4 POLE, A-CODE
- CONDUCTOR CROSS SECTION: 23 AWG - 20 AWG [0.25MM² - 0.5MM²]
- ISOLATION MATERIALS: PVC/PP/TPE
- WIRE DIAMETER: .047 [1.20MM] - .063 [1.60MM]
- CABLE OUTSIDE DIAMETER: .157 [4.0MM] - .201 [5.1MM]
- PROTECTION: IP67 (WHEN MATED AND TIGHTENED, EN60529)
- TEMP RANGE: -25°C TO +85°C

MISCELLANEOUS

- NOMINAL VOLTAGE: MAX 32V AC/DC
- RATED CURRENT: MAX 4A PER CONTACT
- SHIPS UNASSEMBLED

REGULATORY COMPLIANCE:

CE 2011/65/EU (ROHS DIRECTIVE)

UNLESS OTHERWISE SPECIFIED, DIMENSIONS ARE IN INCHES [mm] OVERALL CABLE LENGTH TOLERANCE: ≤12 [305] = +1 [25] / -0 >12 [305] ≤60 [1524] = +2 [51] / -0 >60 [1524] ≤120 [3048] = +4 [102] / -0 >120 [3048] ≤300 [7620] = +6 [152] / -0 >300 [7620] = +5% / -0% ALL OTHER DIMENSIONAL TOLERANCES: .X = ± .2 [5.08] .XX = ± .02 [5.1] .XXX = ±.005 [1.3]	APPROVALS DRAWN BY D.CUI CHECKED BY B.ZHANG APPROVED BY S.PAN	DATE 03/28/17 03/28/17 03/28/17	50 HIGH STREET NORTH ANDOVER, MA 01845	
	CONFIGURATION DETAILS OF UNDIMENSIONED FEATURES MAY VARY			CATEGORY TELECOM/MODULAR
	PROJECTION 	COLOR VARIATIONS MAY OCCUR	SIZE A	FSCM NO. 43321
	DWG. NO. M12FT4AF		SCALE: NONE	CAD FILE: M12FT4AF.SLDDRW
SHEET 1 OF 1			REV. A	