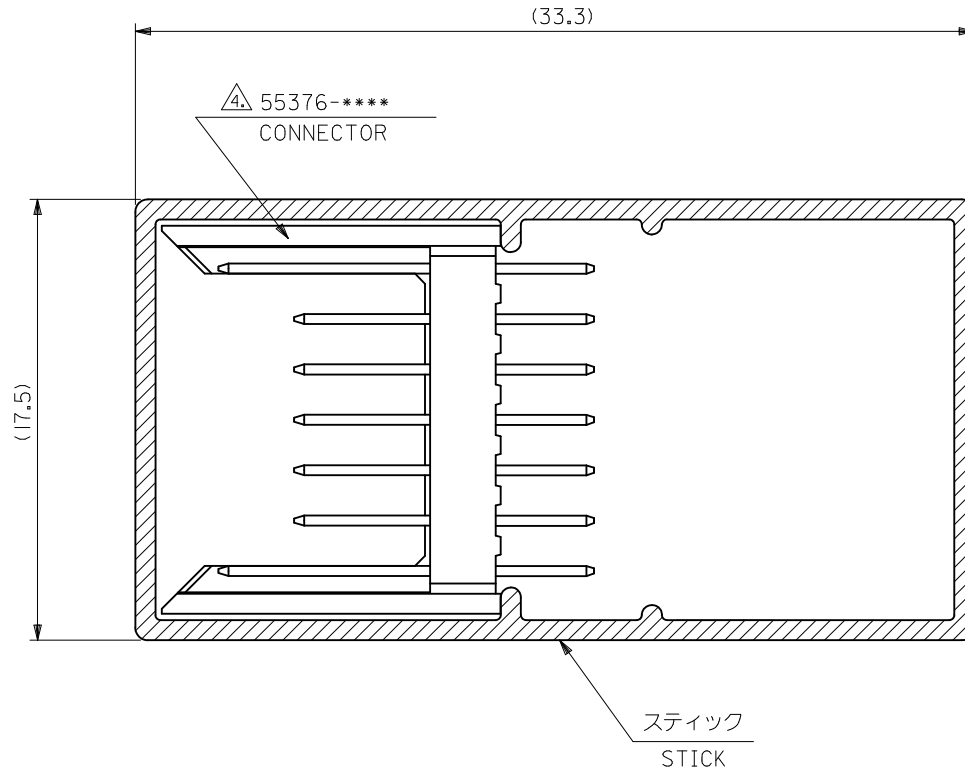


10 9 8 7 6 5 4 3 2 1



注記
NOTES

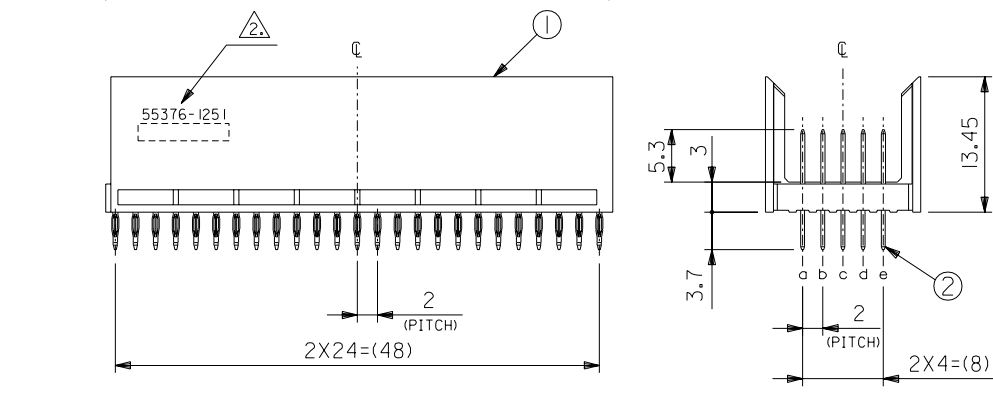
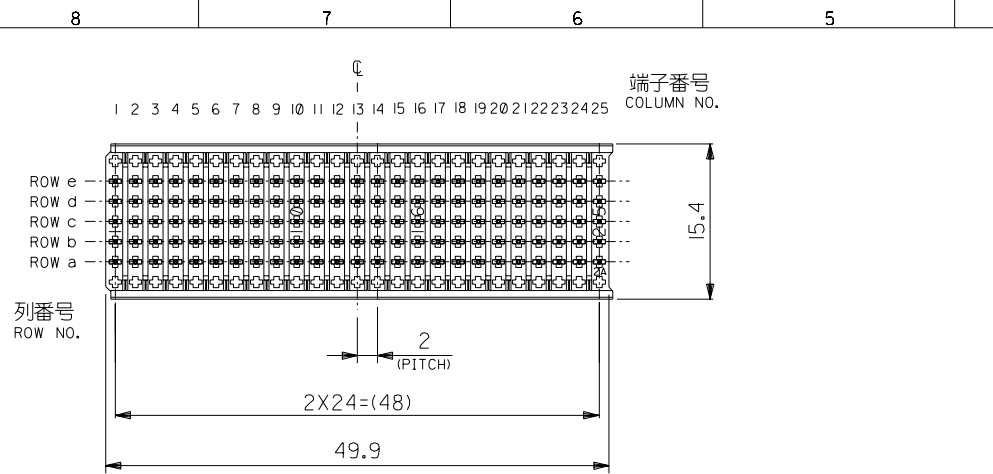
1. スティック両端はテープ止め。
BOTH ENDS WITH TAPES.
2. 全長: 600±2
TOTAL LENGTH: 600±2
3. 肉厚: 0.8±0.2
THICKNESS: 0.8±0.2
4. 表参照。
REFER TO TABLE.
5. 適用除外項目に当てはまるため、RoHS適合
RoHS COMPLIANT BY EXEMPTION

II	55376-175I	55376-1759	175
II	55376-125I	55376-1259	125
梱包数 QUANTITY	CONNECTOR	MATERIAL NO.	極数 PIN

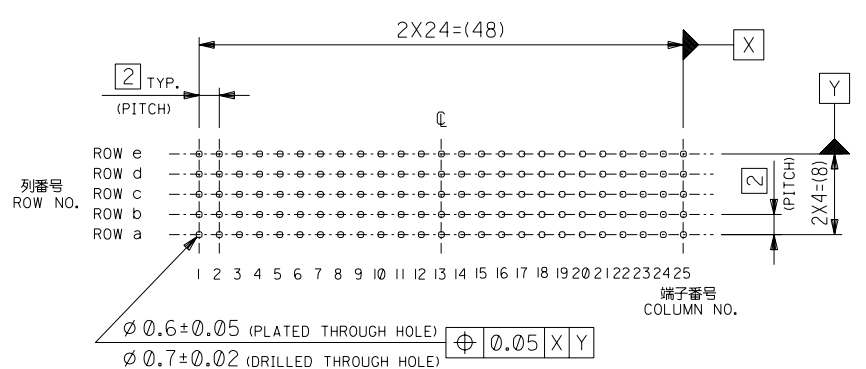
REVISED EC NO: J2011-0356 DRWN: YSAT004 CHKD: AMIZUMURA APPR: MYAGI 2010/11/01 2010/11/01 2010/12/27	GENERAL TOLERANCES (UNLESS SPECIFIED)		DIMENSION STYLE MM ONLY		SCALE 5:1	DESIGN UNITS METRIC	THIRD ANGLE PROJECTION
	10 UNDER	±0.2	DRAWN BY Y. ARITANI	DATE 1999/02/25	TITLE STICK PACKAGING TYPE B		
	10 OVER 30 UNDER	±0.25	CHECKED BY A. NODA	DATE 1999/02/25	MOLEX INCORPORATED		
	30 OVER	±0.3	APPROVED BY H. IKESUGI	DATE 1999/02/25	MATERIAL NO. SEE TABLE	DOCUMENT NO. SD-55376-011	SHEET NO. 1 OF 1
	ANGULAR ±3 °		THIS DRAWING CONTAINS INFORMATION THAT IS PROPRIETARY TO MOLEX INCORPORATED AND SHOULD NOT BE USED WITHOUT WRITTEN PERMISSION				
DRAFT WHERE APPLICABLE MUST REMAIN WITHIN DIMENSIONS							

DO NOT SCALE DRAWING

DWG. NO. SD-55376-013



番号 NO.	部品 PART NAME	材質 MATERIAL	仕上げ FINISH
①	プラグハウジング PLUG HOUSING	ポリエステル, ガラス充填, 灰色, UL94V-0 PBT GLASS FILLED, GRAY, UL94V-0	—
②	プラグピン PLUG PIN	リン青銅 PHOSPHOR BRONZE	△



基板穴推奨寸法 (バックプレーン側)
RECOMMENDED P.C.B. LAYOUT (BACKPLANE)

推奨基板厚: 1.4~5.6mm
RECOMMENDED P.C.B. THICKNESS: 1.4~5.6mm

注記
NOTES

- △ ターミナルめっき仕様
TERMINAL PLATING
接点部: 金めっき 0.8 μm MIN.
CONTACT AREA: GOLD 0.8 μm MIN.
下地: ニッケルめっき 1.3 μm MIN.
UNDER PLATING: NICKEL 1.3 μm MIN.
- △ 製品番号及びロットナンバー
MATERIAL NO. & LOT NO.

- 3. コネクタはスティック梱包とする。
CONNECTOR IS STICK PACKAGING.
SD-55376-011 を参照のこと。
REFER TO SD-55376-011.

55376-1259	55376-1251	125
STICK PACKAGING	MATERIAL NO.	極数 PIN

EC NO. DRWN: CHK: APPR:	REVISED EC NO. J2002-2320 DRWN: S.A.NDO '02/03/13 CHK: A.NODA '02/03/13 APPR: A.NODA '02/03/13	REVISED EC NO. J2002-1416 DRWN: S.A.NDO '01/2/07 CHK: A.NODA '01/2/07 APPR: A.NODA '01/2/07	RELEASED EC NO. JD2000-0574 DRWN: S.A.NDO '99/2/14 CHK: A.NODA '99/2/14 APPR: H.IKESUGI '99/2/14	MATERIAL 材料	—	GENERAL TOLERANCES: (UNLESS SPECIFIED) 一般公差	SCALE 2=1	DESIGN UNITS <input checked="" type="checkbox"/> mm <input type="checkbox"/> INCH	THIRD ANGLE PROJECTION	DIMENSIONS: <input type="checkbox"/> mm <input type="checkbox"/> INCH <input checked="" type="checkbox"/> mm ONLY	SHT	REV
				FINISH 仕上げ								
EC NO. DRWN: CHK: APPR:	B	A	0	DESCRIPTION	—	10 OVER 以上	±0.25	30 UNDER 未満	±0.3	CHECKED BY & DATE A. Noda '99/12/14	MOLEX INCORPORATED	REVISION ON CAD ONLY
				WIRE RANGE 適用層被覆範囲		—	30 OVER 以上	±0.3	APPROVED BY & DATE H. Ando '99/12/14	MATERIAL NO. SEE TABLE		
EC NO. DRWN: CHK: APPR:	B	A	0	INS. RANGE 被覆外径	—	ANGLE 角度	±3°	THIS DRAWING CONTAINS INFORMATION THAT IS PROPRIETARY TO MOLEX INCORPORATED AND SHOULD NOT BE USED WITHOUT WRITTEN PERMISSION.				SIZE B

SD-55376-013.S01