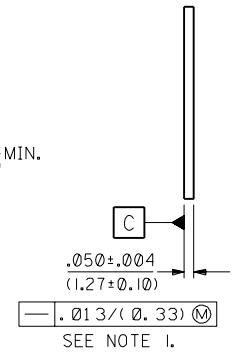
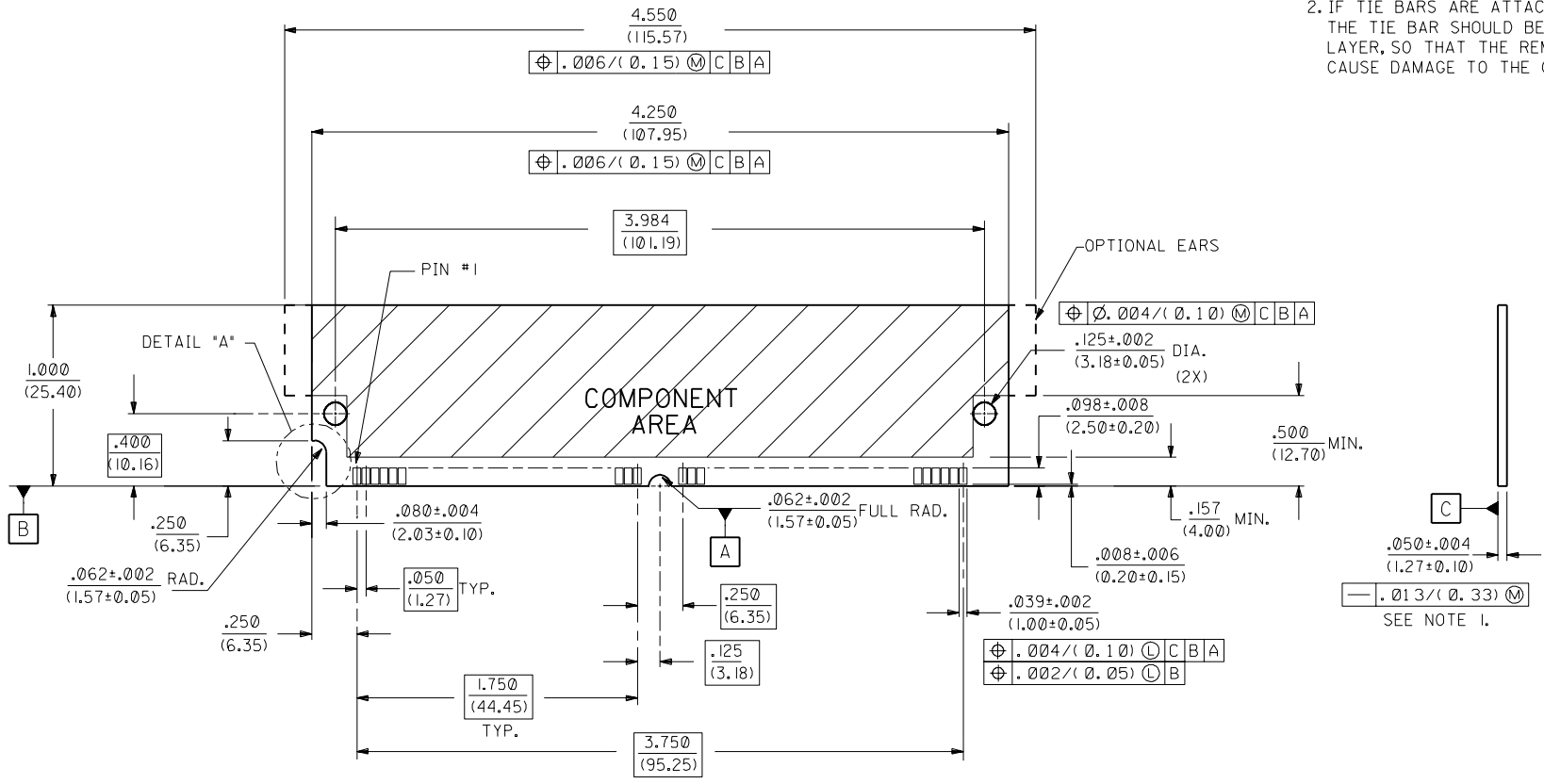
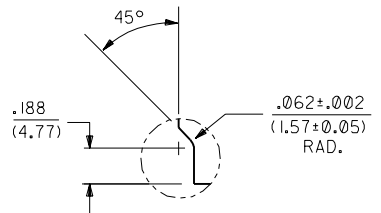


NOTES:

1. STRAIGHTNESS OF MODULE APPLIES TO THE AREA FROM THE BOTTOM OF THE CARD UP .157/(4.00).
2. IF TIE BARS ARE ATTACHED TO PADS, THE TIE BAR SHOULD BE ON AN INTERNAL LAYER, SO THAT THE REMNANT CANNOT CAUSE DAMAGE TO THE CONTACTS.



RECOMMENDED MODULE LAYOUT



F	SEE SHEET I
E	SEE SHEET I
DI	SEE SHEET I
D	SEE SHEET I
C	SEE SHEET I

MFG. SH.	REV.	LTR.	REVISIONS
----------	------	------	-----------

DIMENSIONS SHOWN (METRIC) INCH		UNLESS OTHERWISE SPECIFIED TOLERANCES ANGULAR $\pm 1/2^\circ$		TITLE	
3 PLACE $\pm .005$	INCH	---	METRIC	.050/(1.27) PITCH DIMM 144 CKT SINGLE LOW KEY SALES DRAWING	
2 PLACE $\pm .01$	± 0.13	MOLEX INCORPORATED			
1 PLACE ---	± 0.25	SHEET NO. 2 DATE 1/17/95			
DRAFT WHERE APPLICABLE MUST REMAIN WITHIN DIMENSIONS		PART NO. 71243-0004		DRWG. NO. SDA-71243-0004	
DRWG. BY JCL	CHK'D. BY DCB	FILE NAME S712434B	DIV. CP	THIS DRAWING CONTAINS INFORMATION THAT IS PROPRIETARY TO MOLEX INC. AND SHOULD NOT BE USED WITHOUT WRITTEN PERMISSION.	