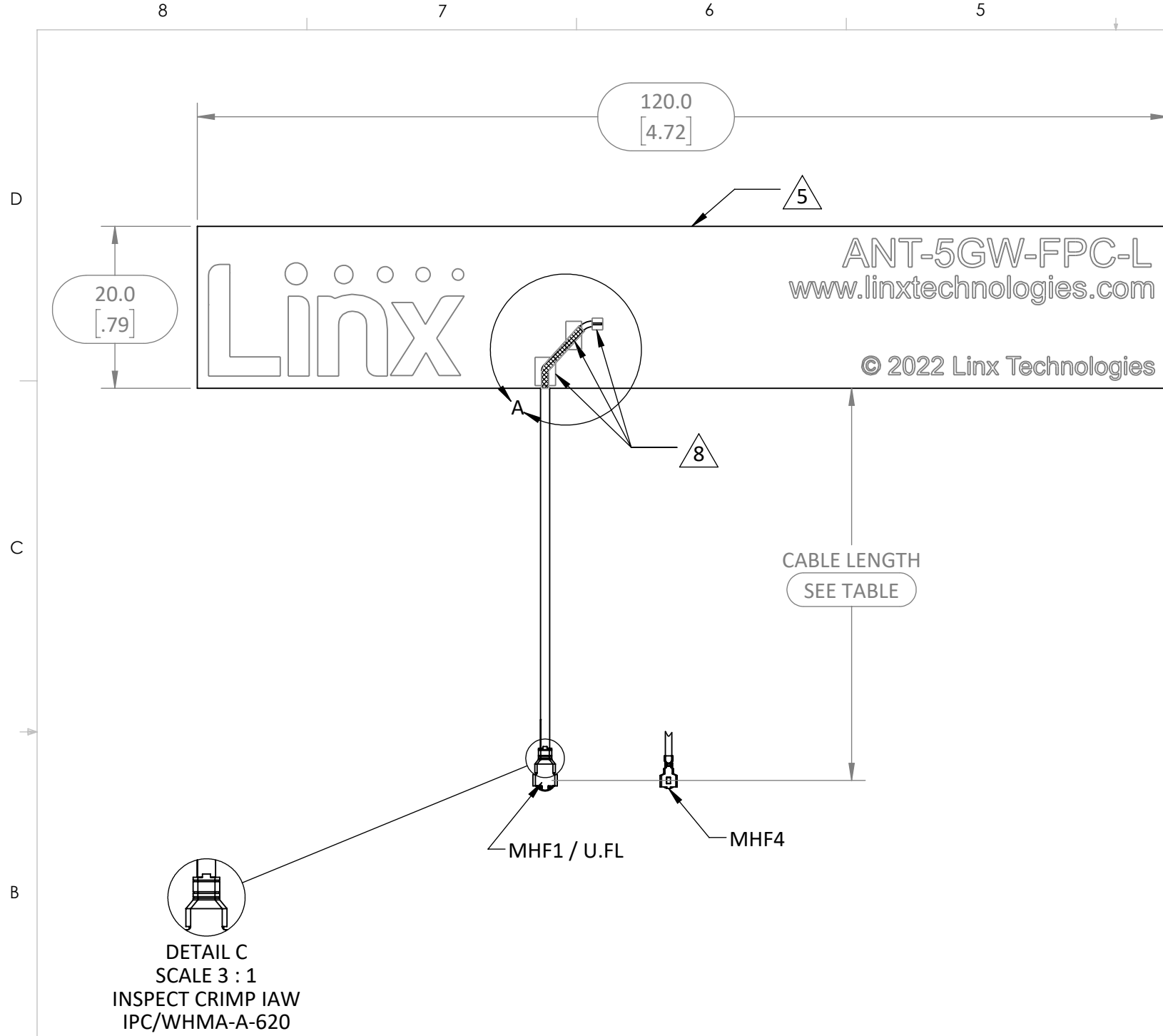





REVISIONS			
REV	DESCRIPTION	DATE	APPV
A	PRODUCTION RELEASE	JHAGER 8/22/22	DV 8/29/22
B	ADDED CABLE TRIM DIMENSIONS TO PRINT	JHAGER 9/6/2022	



NOTES: (UNLESS OTHERWISE SPECIFIED)

- ALL DIMENSIONS ARE IN MILLIMETERS [IN].
- DIMENSIONS APPLY AFTER FINISHING.
- MANUFACTURE TO BE COMPLIANT WITH EU RoHS DIRECTIVE, USE MATERIALS THAT DO NOT CONTAIN REACH SUBSTANCES OF VERY HIGH CONCERN >1000ppm, AND USE DRC CONFLICT-FREE SOURCED MATERIALS.
- MECHANICAL:
 - OPERATING TEMPERATURE: -30°C - +85°C
 - STORAGE TEMPERATURE: ~RH 50% @ 21°C TO ACHIEVE FULL PROPERTIES.
 - BEND RADIUS: 2mm [.078"] MAX.
 - THICKNESS NTE .3mm
- ADHESIVE 3M467 MP ACRYLIC BACKING SPLIT DOWN CENTER FOR EASY REMOVAL.
- ELECTRICAL PROPERTIES SHOWN FOR INFORMATION ONLY. SEE LINX DATA SHEET FOR COMPLETE ELECTRICAL SPECIFICATIONS.
 - IMPEDANCE: 50Ω
 - FREQUENCY: 617MHz - 960MHz [VSWR 3.0 MAX]
 - FREQUENCY: 1427MHz - 5000MHz [VSWR 2.1 MAX]
 - MAX POWER: 5W
 - TYPE: DIPOLE, LINEAR, OMNI-DIRECTIONAL.
- ANTENNA QUALIFIED IAW LINX INTRNL TEST PLAN AT LATEST REVISION.
- PACKAGE ANTENNA INDIVIDUALLY AND LABEL BOX AND/OR LOT BAG IAW LINX SUPPLIED LABEL DRAWING.
- CONSTRUCTION: STRIP CABLE ASSEMBLY AND PERMINANTLY ATTACH TO ANTENNA AS SHOWN USING SOLDER IAW IPC J-STD-001 METHOD. TO ACHIEVE CONNECTOR ORIENTATION.
- ANTENNA ASSEMBLY APPLICATION OF 3M MP467 ADHESIVE TO SURFACE:
 - CLEAN SURFACES AND ENSURE NO LARGE SURFACE GAPS ARE PRESENT.
 - REMOVE BACKING AND APPLY ADHESIVE USING EVEN PRESSURE.
 - APPLY TO SURFACE BETWEEN 21°C AND 38°C [70°F AND 100°F]

ITEM NUMBER	CABLE LENGTH (mm) ± 2.0mm	CABLE PART NUMBER	CABLE MIN. BEND RADIUS
ANT-5GW-FPC-LH50UF	50	CSI-UFFR-61.75-STCT	4.5
ANT-5GW-FPC-LH100UF	100	CSI-UFFR-111.75-STCT	4.5
ANT-5GW-FPC-LH150UF	150	CSI-UFFR-161.75-STCT	4.5
ANT-5GW-FPC-LH200UF	200	CSI-UFFR-211.75-STCT	4.5
ANT-5GW-FPC-LH50M4	50	CSI-MHF4-61.75-STCT	4.5
ANT-5GW-FPC-LH100M4	100	CSI-MHF4-111.75-STCT	4.5
ANT-5GW-FPC-LH150M4	150	CSI-MHF4-161.75-STCT	4.5
ANT-5GW-FPC-LH200M4	200	CSI-MHF4-211.75-STCT	4.5

BILL OF MATERIALS				
ITEM	QTY.	U/M	PART NUMBER	DESCRIPTION
1	1	EA	PCB-ANT-5GW-FPC-L	ANTENNA, FPC-LH, 5GW, ADH BACK
2	1	EA	SEE TABLE	CABLE, COAX, 1.13mm, BLACK
5	1	EA	CONMMCX007-132	
<p>WARNING: THIS DRAWING CONTAINS PROPRIETARY INFORMATION THAT IS THE SOLE PROPERTY OF LINX TECHNOLOGIES, AND SHALL BE TREATED AS SUCH. NO DISCLOSURE OR REPRODUCTION OF THIS DOCUMENT IS PERMITTED, IN WHOLE OR IN PART, WITHOUT THE EXPRESS WRITTEN PERMISSION OF LINX TECHNOLOGIES OR ITS DESIGNATED AGENTS.</p>				 <p>159 ORT LANE MERLIN, OR 97532</p>
MATERIAL: BRASS		INTERPRET DIMENSIONS AND TOLERANCES PER ASME Y14.5.		PROJECTION: 
LCP		.X ± 2.0 .XX ± 1.00 .XXX ± .500		
WEIGHT:		ANGLES: ± 1° SURFACE: 		TITLE: ANTENNA 5GW TYPE FPC 20X120 ADH BACK
FINISH: GOLD		DRAWN: JHAGER	DT: 1/24/22	SIZE DWG. NO. B C-ANT-5GW-FPC-LHXXXXX
		ENGR: DASARATHAN	DT: 1/22/22	REV B
		SCALE: 1.5:1 DO NOT SCALE DRAWING		SHEET 1 OF 1