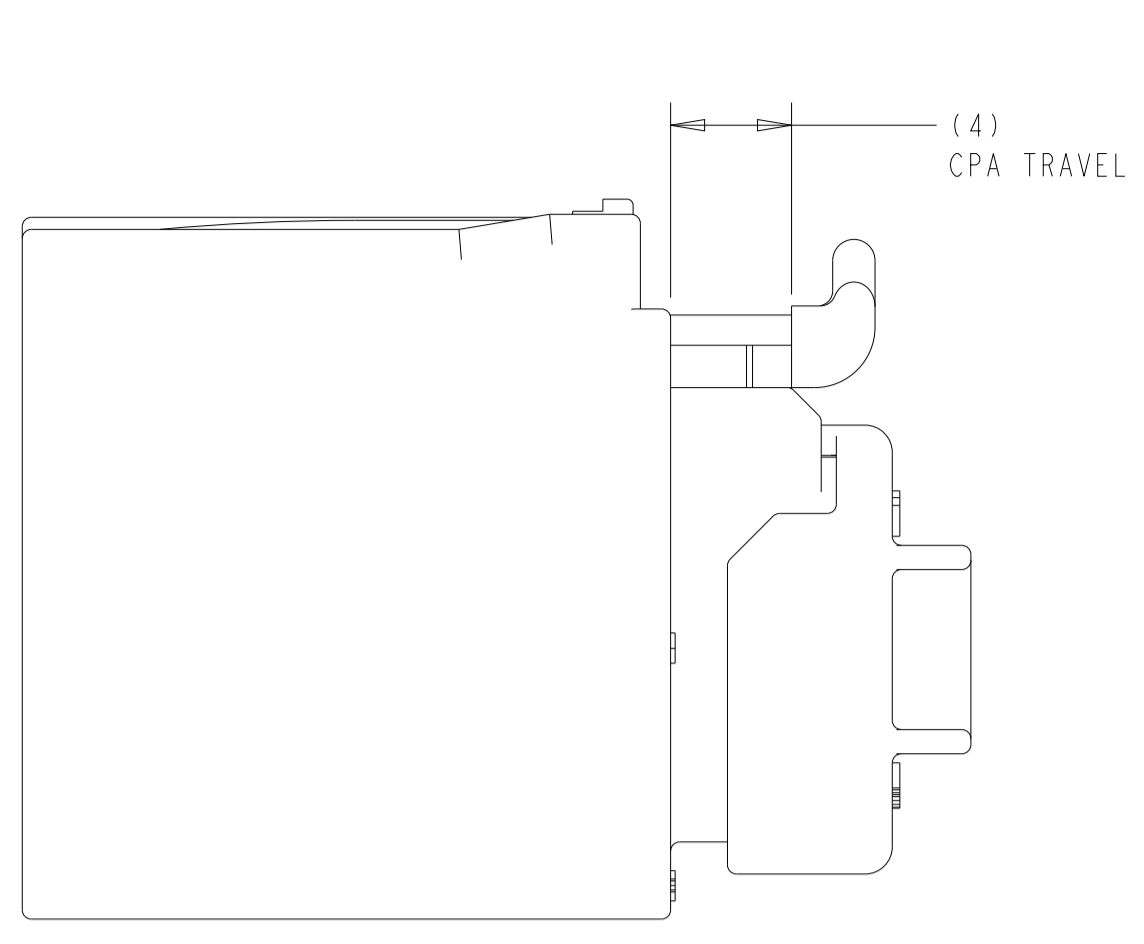
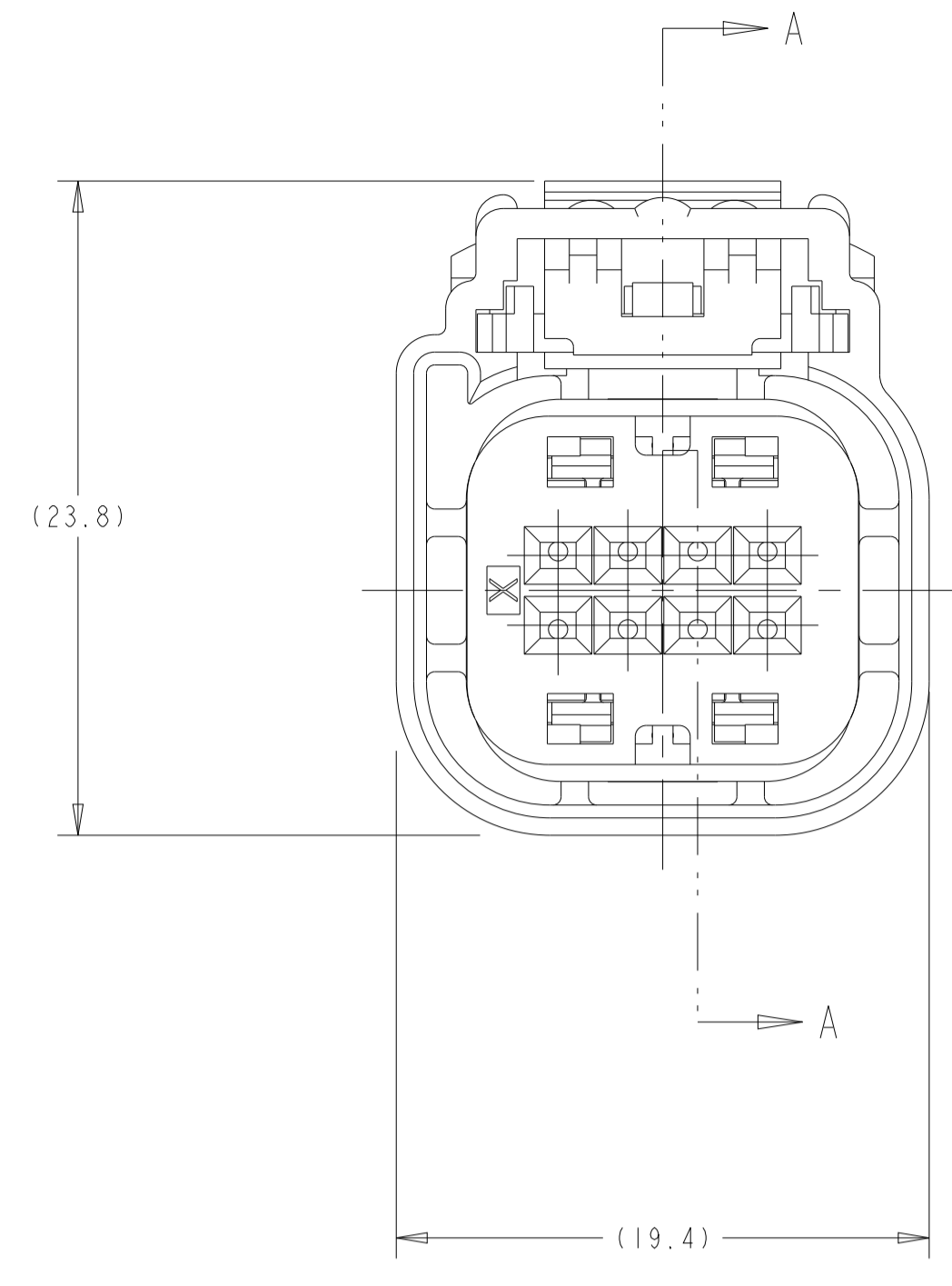
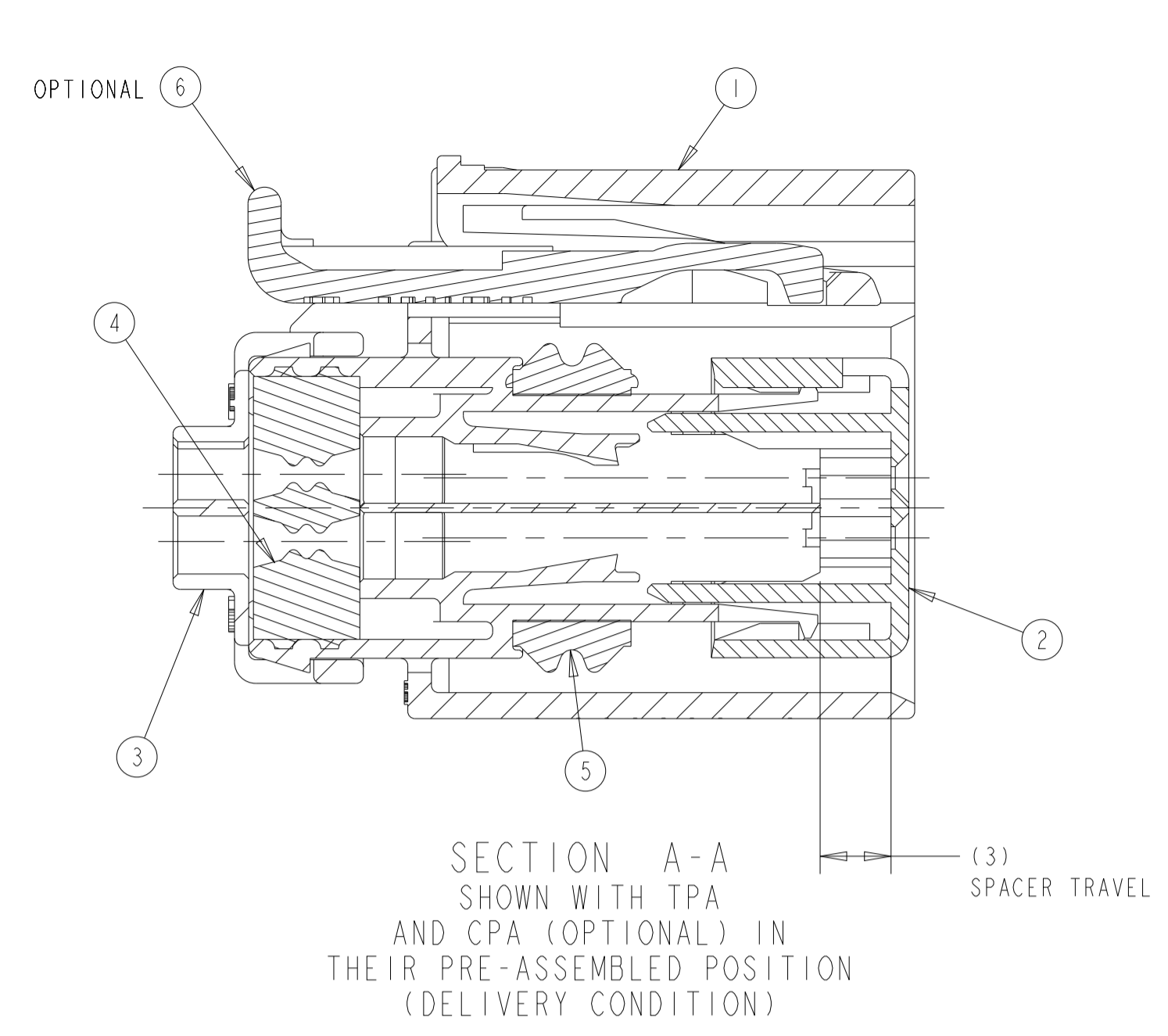


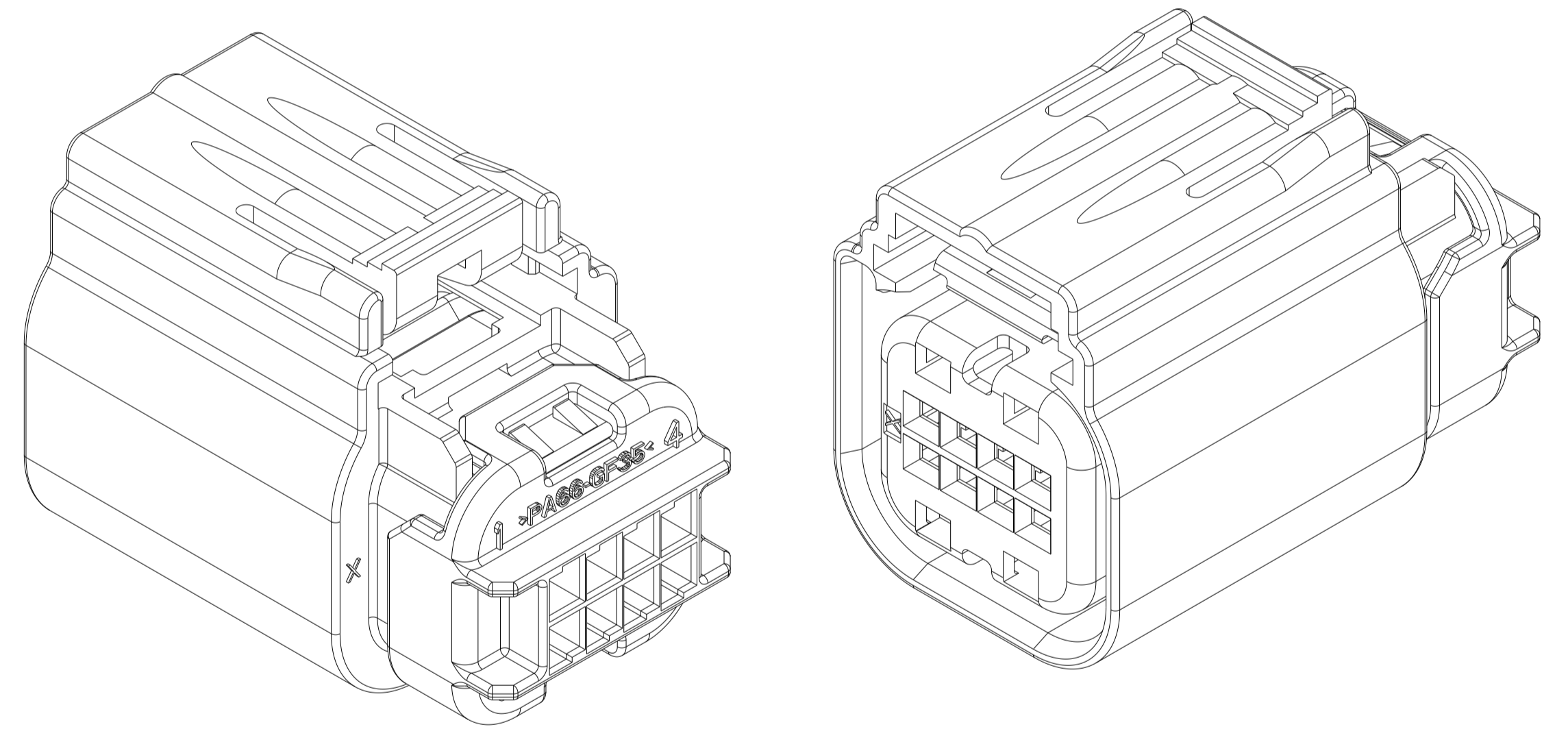
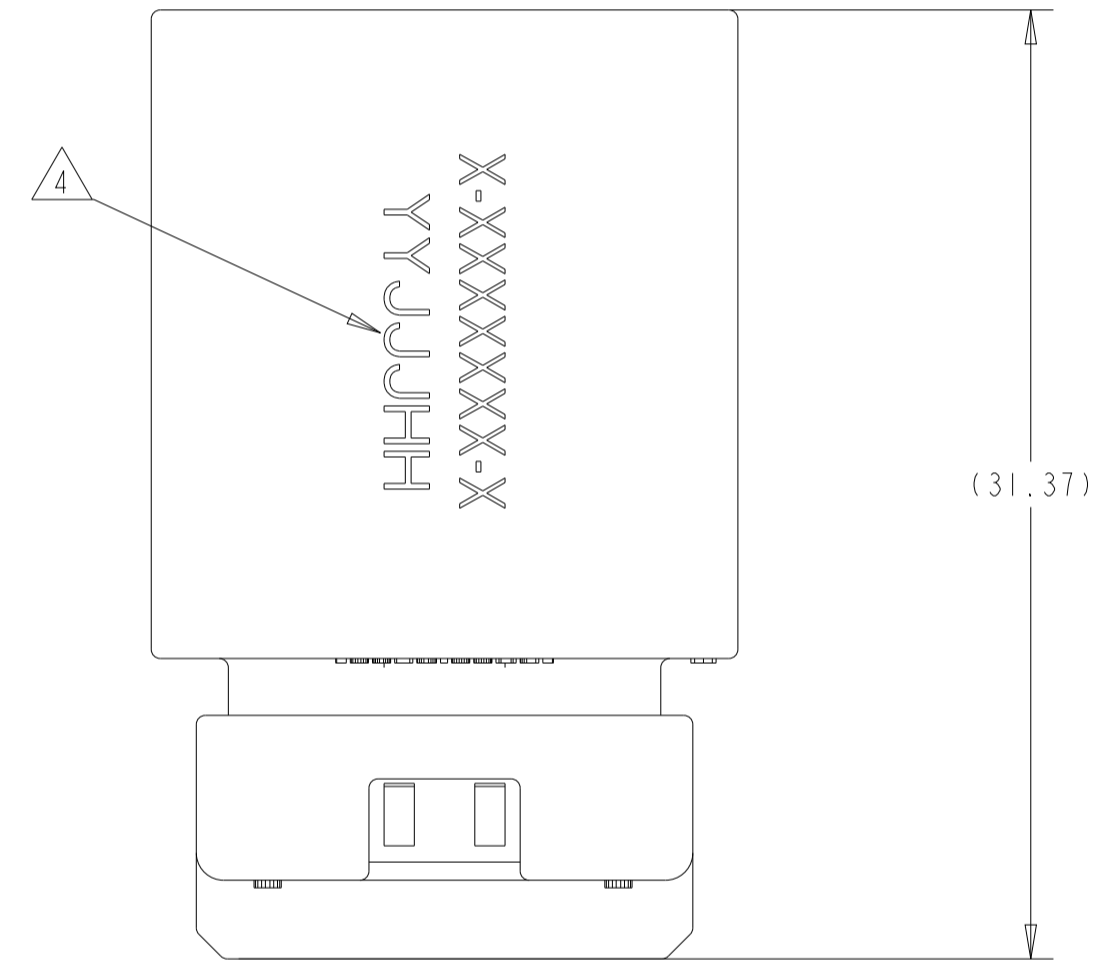
| REVISIONS | | | | | |
|-----------|-----------------------|-------------|-----------|-----|------|
| P | LTN | DESCRIPTION | DATE | OWN | APVD |
| J8 | REV PER ECN-22-166480 | | 28JUL2022 | SMR | CM |
| J9 | REV PER ECN-22-184459 | | 28NOV2022 | SMR | SAT |
| J10 | REV PER ECN-23-199650 | | 10MAR2023 | SMR | DM |
| J11 | REV PER ECN-23-217950 | | 16JUN2023 | LM | HC |



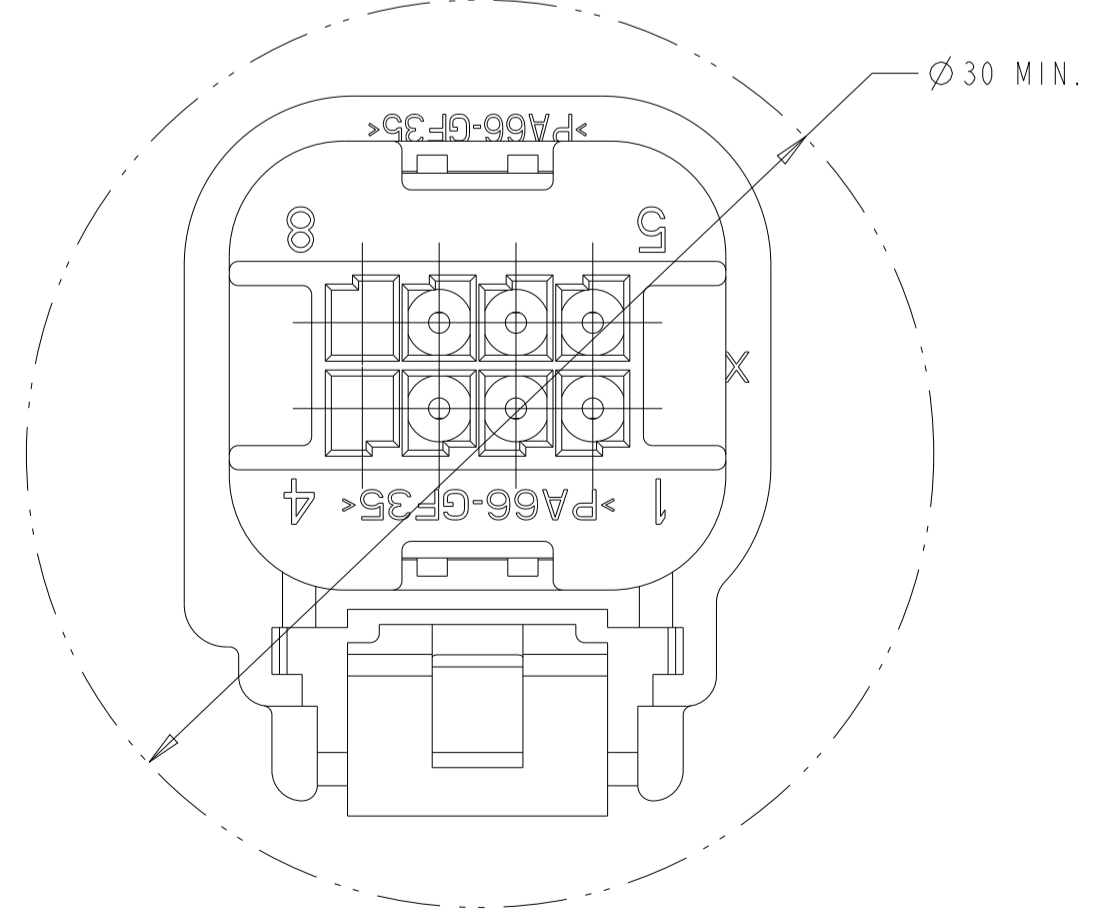
| COVER CHART | | | | | | | |
|-------------------|---|---|---|---|---|---|----------------------|
| 1 | 2 | 3 | 4 | 5 | 6 | 7 | 8 |
| | | | | | | | 1-1411001-9 |
| 1 | 2 | 3 | | | | | 1-1411001-8 |
| 1 | 2 | | | | | | 1-1411001-7 |
| 1 | 2 | 4 | | | | | 1-1411001-6 |
| | | | | 5 | 6 | | 1-1411001-5 |
| | | | | | | 7 | 1-1411001-4 |
| | | | | | 6 | 7 | 1-1411001-3 |
| 1 | 2 | 3 | 4 | | | | 1-1411001-2 |
| | | | | 5 | 6 | 7 | 1-1411001-1 |
| | 3 | | | | | | 1-1411001-0 |
| | | | | 5 | 6 | 7 | 8 |
| | | | | | | | 1411001-9 |
| | | 3 | 4 | | | | 1411001-8 |
| | | | 4 | | | | 1411001-7 |
| | | | | | | | 1411001-6 |
| | | 3 | 4 | | | | 8 |
| | | | 4 | | | | 8 |
| | | | | | | | 1411001-1 |
| 1 | 2 | 3 | 4 | 5 | 6 | 7 | 8 |
| TERMINAL POSITION | | | | | | | ASSEMBLY PART NUMBER |

CAVITIES WITH A NUMBER INDICATES CLOSED TERMINAL HOLE LOCATIONS

BLANK CAVITIES INDICATE OPEN TERMINAL HOLE LOCATIONS



KEYING OPTION "B" SHOWN
SEE NOTE 5 FOR APPLICABLE
HEADER INTERFACE INFORMATION



MINIMUM FEED THRU CONDITION
WITH 1mm CLEARANCE ALL AROUND

- APPLICABLE TERMINAL PART NUMBERS (SOLD SEPARATELY):
FOR TIN AND SILVER APPLICATIONS: 1393367 AND 1393366.
FOR GOLD APPLICATIONS: 1393365 AND 1393364.
FOR TERMINATION AND REELING DIRECTION
SEE DRAWINGS 1393367, 1393366, 1393365, AND 1393364.
- COMPATIBLE WIRE SIZES FOR MAT SEAL DESIGN 1.19 TO 2.06 O.D.
(22-18 AWG, 0.35-0.75 mm²)
- TPA IS SHIPPED IN PRE-LOADED POSITION. SOME MAY BECOME FULLY SEATED DURING SHIPPING. USE TYCO INSTRUCTION SHEET 408-10128 TO REPOSITION TPA TO PRE-LOADED POSITION.
- TE CONNECTIVITY ASSEMBLY PART NUMBER (X-XXXXXX-X) AND TRACEABILITY CODE (YY = TWO DIGIT YEAR, JJJ = JULIAN DAY, HH = TWO DIGIT MILITARY HOUR) ARE PRINTED IN THIS LOCATION.
- APPLICABLE HEADER INTERFACE DRAWING 1488342.
- ASSEMBLIES ARE BULK PACKAGED.
- OPTIONAL CPA IS SHIPPED IN PRE-LOADED POSITION.
- PART NUMBER 1411001-2 SHOWN.

| ITEM | DESCRIPTION | COLOR | MATERIAL |
|------|----------------|-------------|-------------|
| 1 | CPA | RED | PBT-GF15 |
| 2 | PERIMETER SEAL | LIGHT GREEN | SILICONE |
| 3 | GROMMET | BROWN | SILICONE |
| 4 | GROMMET COVER | BLACK | PA66-GF35 |
| 5 | TPA | RED | PBT+PC-GF30 |
| 6 | PLUG, KEY B | BLACK | PA66-GF35 |

QUANTITY: 6, 5, 4, 3, 2, 1

ITEM: 1411001-1

THIS DRAWING IS A CONTROLLED DOCUMENT.

DIMENSIONS: mm

TOLERANCES UNLESS OTHERWISE SPECIFIED:

0 PLC ±0.3

1 PLC ±0.10

2 PLC ±0.10

3 PLC ±0.10

4 PLC ±0.10

ANGLES ±0.5°

FINISH

MATERIAL

APPROVED: M. FORLSKA

DATE: 12NOV2001

NAME: 2X4 SEALED, FEMALE PLUG ASSEMBLY

SIZE: 114-13150

SCALE: 4:1

SHEET: 1 OF 1

REV: 1