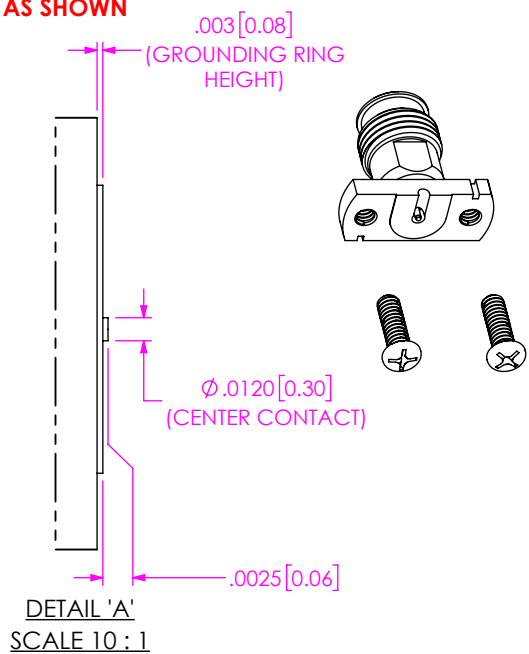
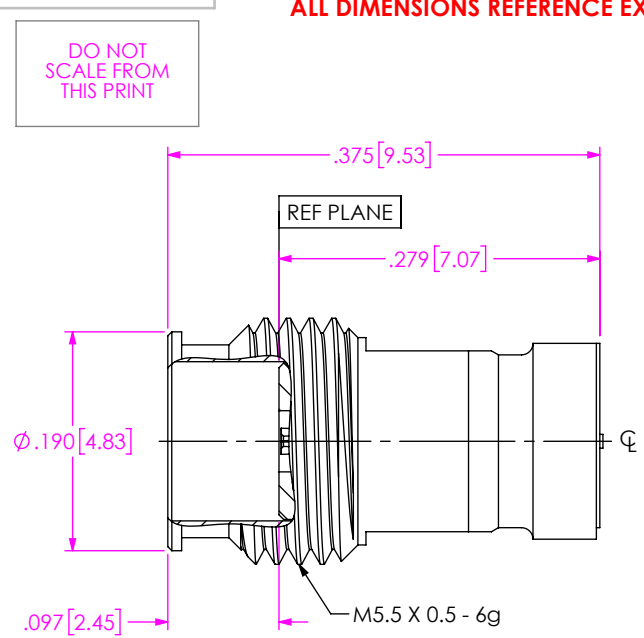


DO NOT SCALE FROM THIS PRINT



**135-J-P-VP-ST-CMM-X-X**

**SERIES**  
135: 1.35MM

**GENDER**  
-J: JACK

**TYPE**  
-P: PCB

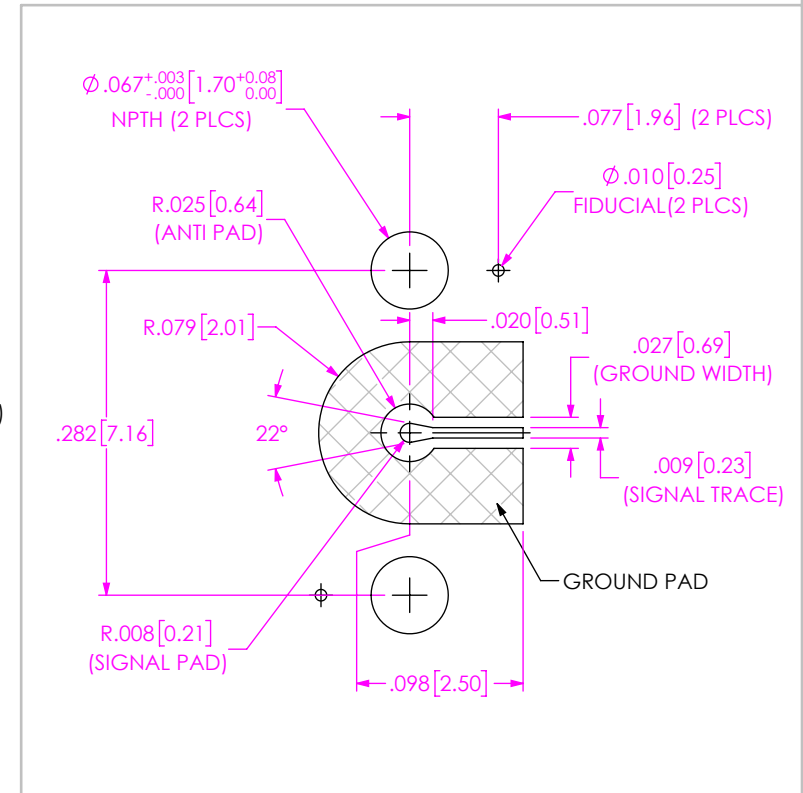
**FINISH**  
-VP: 50μ" PRECISION GOLD  
CENTER CONTACT, PASSIVATED  
OUTER CONTACT

**PACKAGING**  
-BLANK: INDIVIDUALLY BAGGED  
-B: BULK PACKAGED (QTY=100 MAX)

**OPTION**  
-1: OPTION 1 (WITHOUT SCREWS)  
-2: OPTION 2 (WITH SCREWS)

**TERMINATION**  
-CMM: COMPRESSION MOUNT  
MICROSTRIP

**ORIENTATION**  
-ST: STRAIGHT



RECOMMENDED PCB LAYOUT  
(SEE NOTE 2)

FIG 1  
135-J-P-VP-ST-CMM-X-X SHOWN

- NOTES:
1. RECOMMENDED MOUNTING TORQUE 0.5~0.8 INCH-POUNDS.
  2. THIS IS A GENERAL FOOTPRINT AND IS NOT OPTIMIZED FOR ELECTRICAL PERFORMANCE, CONTACT SIG@SAMTEC.COM FOR ASSISTANCE WITH ELECTRICAL LAYOUT.

<p><b>PROPRIETARY NOTE</b></p> <p>THIS DOCUMENT CONTAINS CONFIDENTIAL AND PROPRIETARY INFORMATION AND ALL DESIGN, MANUFACTURING, REPRODUCTION, USE, PATENT RIGHTS AND SALES RIGHTS ARE EXPRESSLY RESERVED BY SAMTEC, INC. THIS DOCUMENT SHALL NOT BE DISCLOSED, IN WHOLE OR PART, TO ANY UNAUTHORIZED PERSON OR ENTITY NOR REPRODUCED, TRANSFERRED OR INCORPORATED IN ANY OTHER PROJECT IN ANY MANNER WITHOUT THE EXPRESS WRITTEN CONSENT OF SAMTEC, INC.</p>		<p>520 PARK EAST BLVD, NEW ALBANY, IN 47150 PHONE: 812-944-6733 FAX: 812-948-5047 e-Mail: info@SAMTEC.com code: 55322</p>
<p>MATERIAL:</p> <p>DO NOT SCALE DRAWING SHEET SCALE: 6:1</p>	<p>DESCRIPTION: 1.35MM ST JACK FOR COMPRESSION MOUNT MICROSTRIP</p>	
<p>BODY, BUSHING &amp; SCREW: STAINLESS STEEL SOCKET: COPPER ALLOY</p>		<p>DWG. NO. <b>135-J-P-VP-ST-CMM-X-X</b></p>
<p>F:\DWG\MISC\MKTG\135-J-P-VP-ST-CMM-X-X-MKT.SLDRW</p>		<p>BY: SHERRY W 10/15/2020 SHEET 1 OF 1</p>