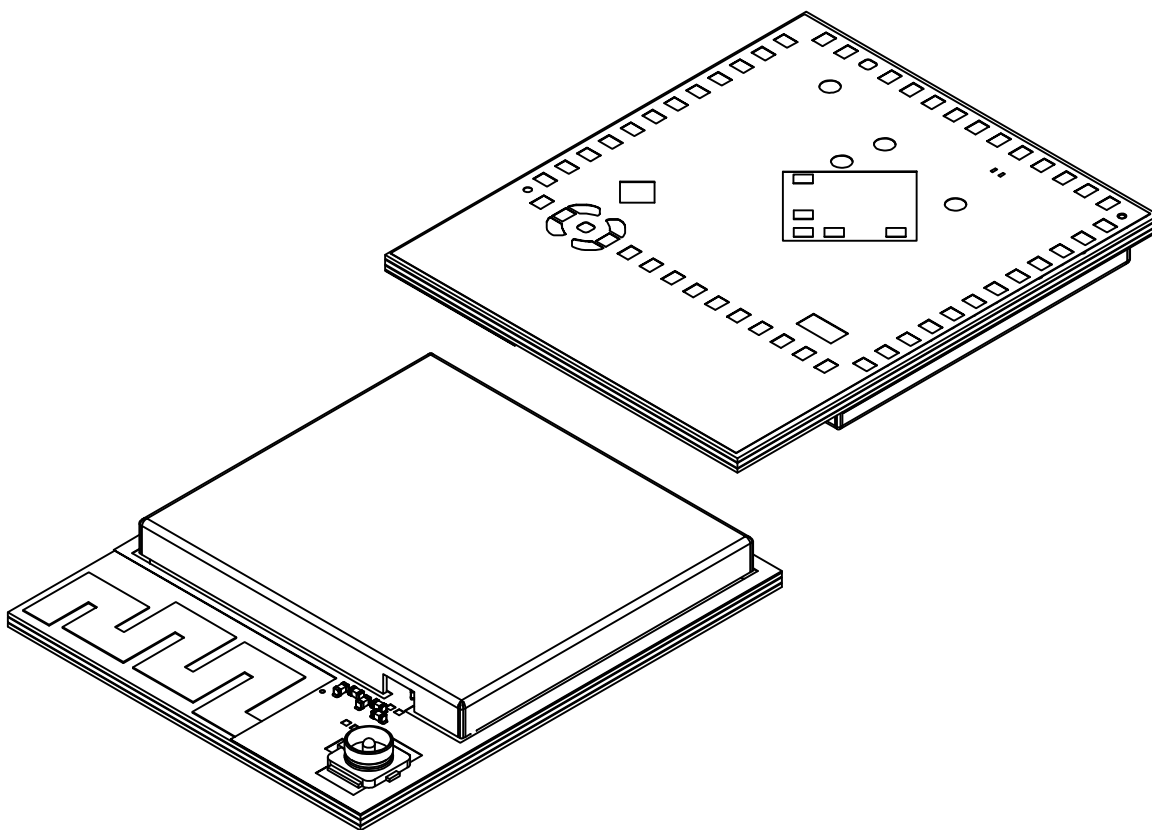




## 54-Lead RF Module With Shield (6YX) - 20.5x24.5 mm [MODULE]

**Note:** For the most current package drawings, please see the Microchip Packaging Specification located at <http://www.microchip.com/packaging>

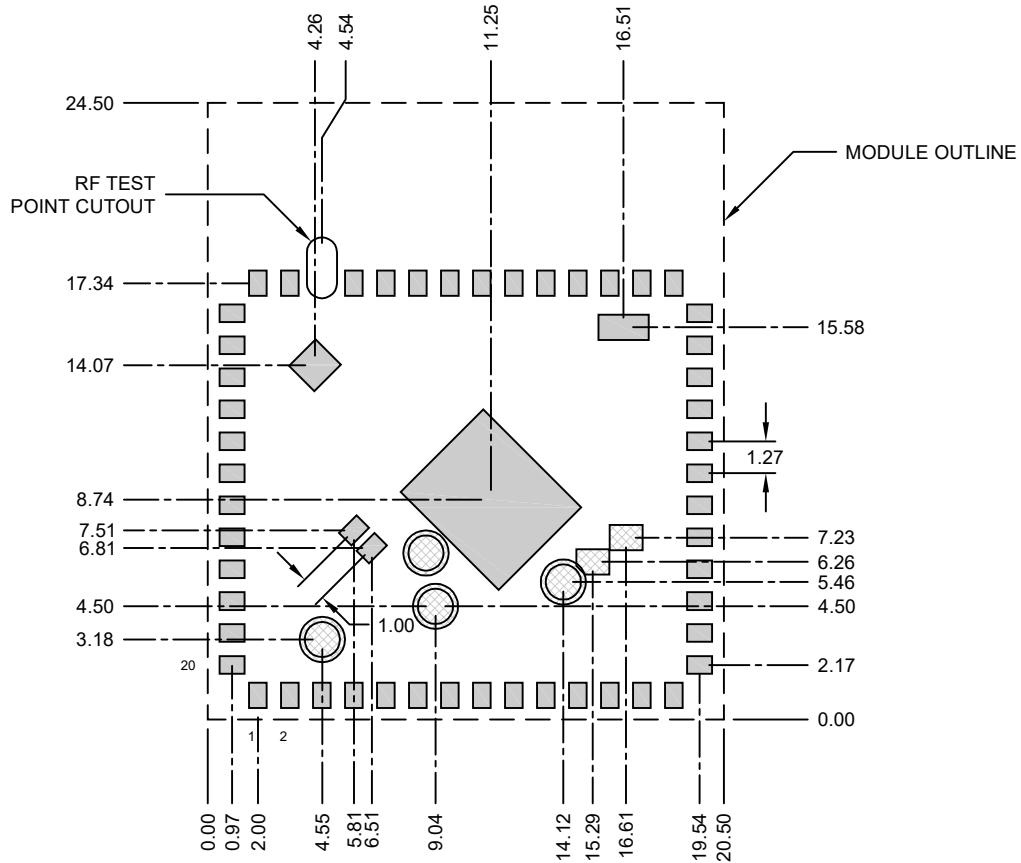


Dimension Limits	Units	MILLIMETERS		
		MIN	NOM	MAX
Number of Terminals	N	54		
Overall Height	A	2.40	2.50	2.60
PCB Thickness	A2	0.70	0.80	0.90
Shield Height	A3	1.70 REF		
UFL Connector Height	A4	1.25 REF		
Overall Length	D	20.50 BSC		
Overall Width	E	24.50 BSC		
Shield Length	D1	18.70	18.80	18.90
Shield Width	E1	16.90	17.00	17.10
Terminal Width	b	0.50	0.60	0.70
Terminal Length	L	0.70	0.80	0.90

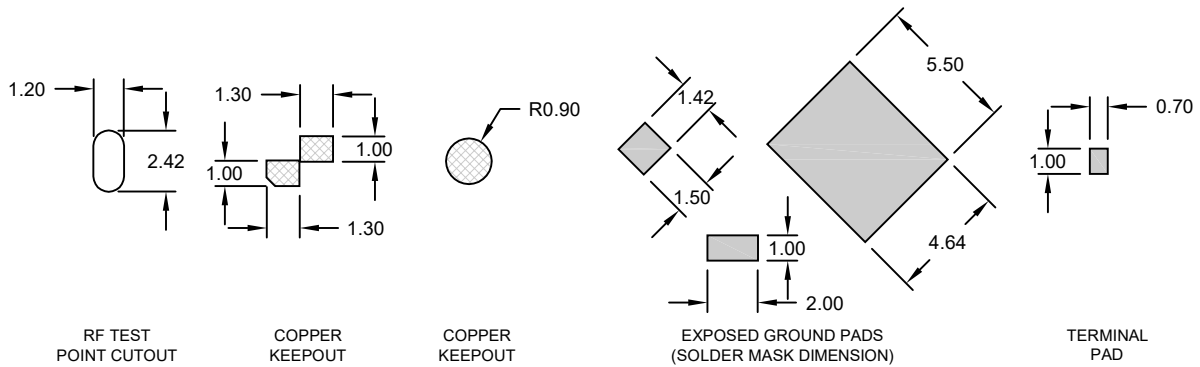
# Land Pattern

## 54-Lead RF Module With Shield (6YX) - 20.5x24.5 mm [MODULE]

**Note:** For the most current package drawings, please see the Microchip Packaging Specification located at <http://www.microchip.com/packaging>



RECOMMENDED LAND PATTERN



**Notes:**

1. All dimensions are in millimeters.