

4

3

2

1

THIS DRAWING IS UNPUBLISHED.

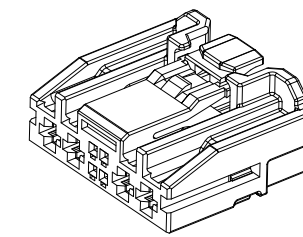
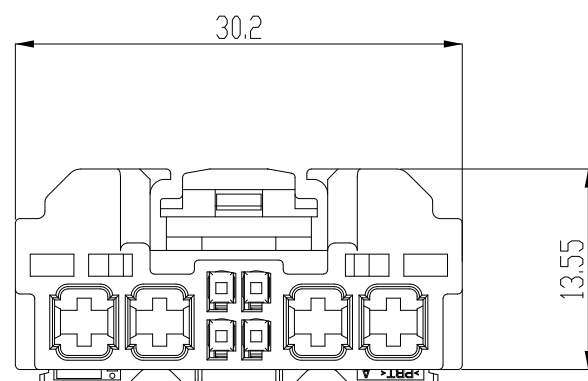
RELEASED FOR PUBLICATION

20

© COPYRIGHT 20 BY -

ALL RIGHTS RESERVED.

LOC	DIST	REVISIONS			
P	LTR	DESCRIPTION	DATE	DWN	APVD
DS	-	A	RELEASED	24.JAN.14	CJ HG



SCALE 1:1

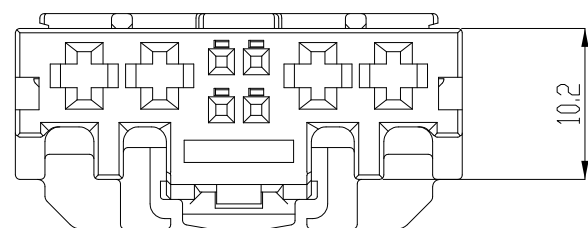
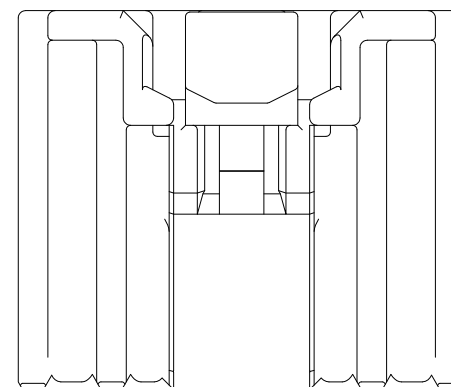
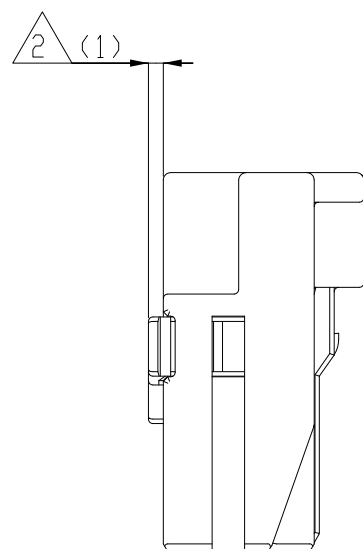
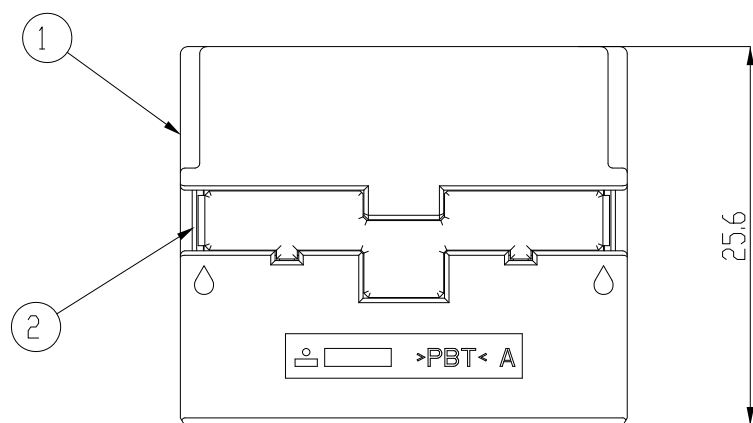


TABLE 1.

CONTACT	PART NO.	WIRE SIZE(SQ)	INSULATION DIAMETER(mm)
.025	2005097-1	0.13~0.22	0.9~1.05
	2005427-1	0.3~0.5	1.1~1.7
.110	1-968880-1	0.35~0.5	1.15~1.6
	1-968849-1	>0.5~1.0	1.4~2.1
	1-968851-1	1.25~2.5	2.2~3.0

NOTE
 1. GENERAL TOLERANCE: ±0.3, ±3°
 2. DELIVERY CONDITION
 3. APPLICABLE RECEPTACLE CONTACT P/N: SEE TABLE 1
 4. APPLICABLE CAP ASSY P/N: 2188507

NO	COLOR	MATERIAL	DESCRIPTION	Q'TY
2	BLACK	PBT	8P PLUG DBL	1
1	NATURAL	PBT	8P PLUG HSG	1

ASSY P/N	DESCRIPTION
2188504-1	8P PLUG ASS'Y

THIS DRAWING IS A CONTROLLED DOCUMENT.		DWN	-												
DIMENSIONS: mm		CHK	-												
TOLERANCES UNLESS OTHERWISE SPECIFIED:		APVD	-												
<table border="1"> <tr><td>0 PLC</td><td>±</td></tr> <tr><td>1 PLC</td><td>±0.5</td></tr> <tr><td>2 PLC</td><td>±0.13</td></tr> <tr><td>3 PLC</td><td>±0.013</td></tr> <tr><td>4 PLC</td><td>±0.0001</td></tr> <tr><td>ANGLES</td><td>±</td></tr> </table>		0 PLC	±			1 PLC	±0.5	2 PLC	±0.13	3 PLC	±0.013	4 PLC	±0.0001	ANGLES	±
0 PLC	±														
1 PLC	±0.5														
2 PLC	±0.13														
3 PLC	±0.013														
4 PLC	±0.0001														
ANGLES	±														
MATERIAL	SEE TABLE	FINISH	-	<p>025/110 HYB 8P PLUG ASS'Y</p>											
<table border="1"> <tr> <th>SIZE</th> <th>CAGE CODE</th> <th>DRAWING NO</th> <th>RESTRICTED TO</th> </tr> <tr> <td>A3</td> <td>00779</td> <td>©-2188504</td> <td>-</td> </tr> </table>		SIZE	CAGE CODE	DRAWING NO	RESTRICTED TO	A3	00779	©-2188504	-	<p>TE Connectivity</p>		<p>SCALE 2:1 SHEET 1 OF 1 REV A</p>			
SIZE	CAGE CODE	DRAWING NO	RESTRICTED TO												
A3	00779	©-2188504	-												
CUSTOMER DRAWING															