

1) Display and control panel



Basic features

Approval/Conformity	CE UKCA WEEE
Basic standard	IEC 60947-5-2
Principle of operation	Signal amplifier
Series	SA-OH
Style	Square Straight connection

Electrical connection

Cable diameter D	3.70 mm
Cable length L	2 m
Conductor cross-section	0.14 mm ²
Connection	Cable, 2.00 m, PVC
Contact, surface protection	Gold plated
Number of conductors	5
Polarity reversal protected	yes
Short-circuit protection	yes

Display/Operation

Adjuster	Slide switch 4 positions or 3 positions
Display	LED green: Power Digital display Switching state - LED yellow
Setting	Light-on/dark-on Time function on/off Delay time Teach mode Aut/Hys/Int/Pot

Electrical data

Input function	Teach Sn
No-load current I_o max. at U_e	45 mA
Operating voltage U_b	10...30 VDC
Rated operating current I_e	200 mA
Rated operating voltage U_e DC	24 V
Switching frequency	500 Hz
Turn-off delay t_{off} max.	1 ms
Turn-on delay t_{on} max.	1 ms
Voltage drop U_d max. at I_e	1.5 V

Photoelectric Sensors
BAE SA-OH-035-NP-DV02
Order Code: BAE00PR



Environmental conditions

Ambient temperature	-10...55 °C
IP rating	IP54

Interface

Duration of time function	T = 0...250 ms
Switching output	NPN normally open/normally closed (NO/NC)
Time function	switch-off delay Turn-on delay

Material

Housing material	ABS PC
Material jacket	PVC

Mechanical data

Dimension	15 x 36 x 61 mm
Mounting part	DIN rail 35 mm Screw M3

Optical features

Principle of optical operation	depends on sensor head
Switching function, optical	Light/dark switching

Range/Distance

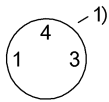
Range	depends on sensor head
--------------	------------------------

Remarks

The sensor is functional again after the overload has been eliminated.
 DIN rail included, order other accessories separately.
 For additional information, refer to user's guide.

Connector Drawings

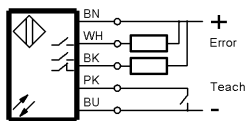
412044



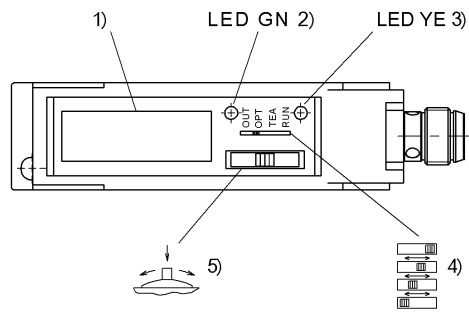
1) Sensor connection

Wiring Diagrams

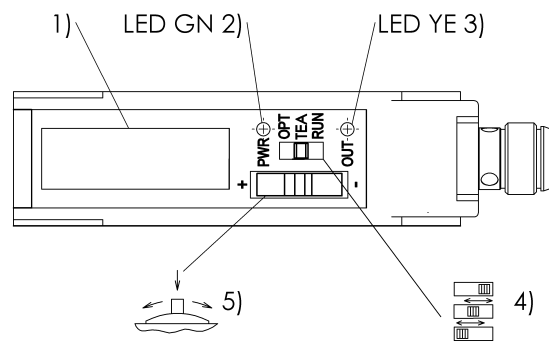
5175700001.SLDDRW



Help Views



- 1) Display
- 2) Stability
- 3) Output function
- 4) Slide switch operating modes
- 5) Jog-Switch



- 1) Display
- 2) Stability
- 3) Output function
- 4) Slide switch operating modes
- 5) Jog-Switch

Opto Symbols

