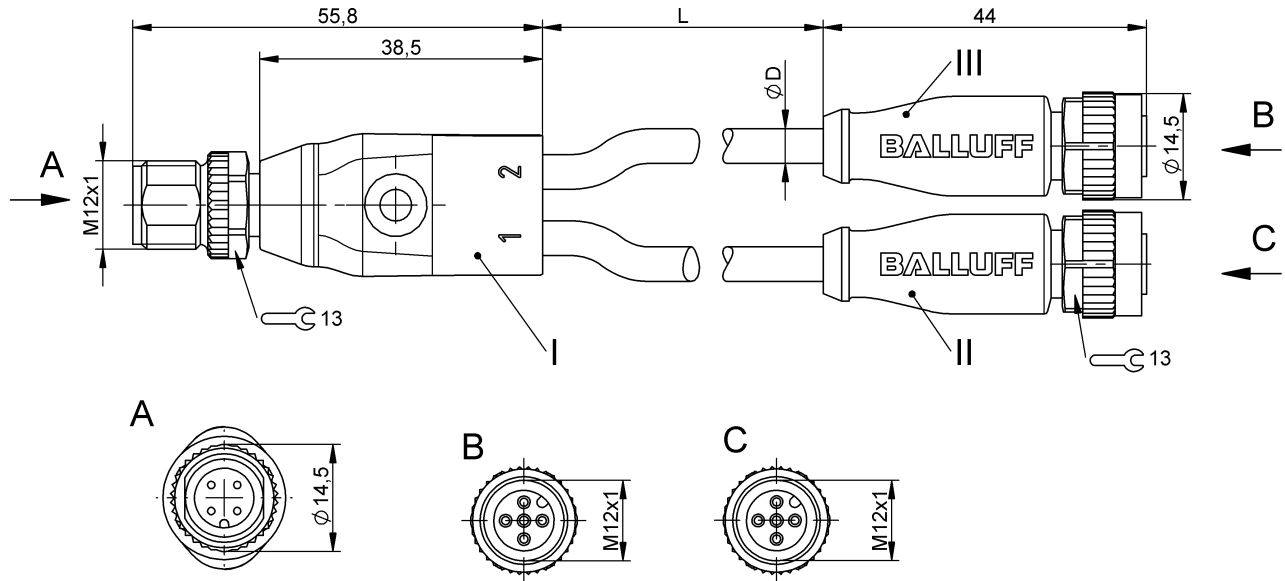


## Y-Splitters

BCC M414-M415-M415-U2011-003

Order Code: BCC0ALE

# BALLUFF



### Basic features

Approval/Conformity	CE WEEE
---------------------	------------

### Display/Operation

Function indicator (Pin 2)	LED yellow
Function indicator (Pin 4)	LED yellow
Power indicator	Green LED

### Electrical connection

Bending radius min., fixed cable	5 x D
Bending radius min., flexible cable	10 x D
Cable diameter D	5.30 mm ±0.13 mm
Cable, bending cycles min.	10 mil.
Conductor cross-section	22 AWG
Connection 1	M12x1-Male, straight, 4-pin, A-coded
Connection 2	M12x1-Female, straight, 5-pin, A-coded
Connection 3	M12x1-Female, straight, 5-pin, A-coded
Connector 01, version	straight
Connector 02, version	straight
Connector 03, version	straight
Number of conductors	3/3
Number of pins	4/5/5
System	Molded/Molded/Molded

### Electrical data

Cable rated voltage AC max.	300 V
Cable rated voltage DC max.	300 V
Operating voltage $U_b$	30 VDC / 30 VAC
Rated current (40 °C)	4.0 A

### Environmental conditions

Cable temperature, fixed routing	-50...105 °C
Cable temperature, flexible routing	-25...105 °C
IP rating	IP67, IP68, IP69K/IP67, IP68, IP69K

### Interface

Switching output	PNP normally open (NO)
------------------	------------------------

### Material

Cable jacket, material	TPE
Material contact carrier	PUR/PUR/PUR
Material contacts	Brass/Bronze/Bronze
Material cover nut	Die-cast zinc/Die-cast zinc/Die-cast zinc
Material grip	PUR/PUR/PUR

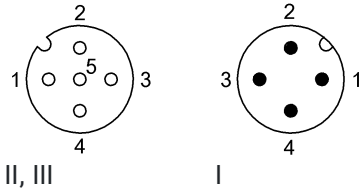
### Mechanical data

Cable jacket, color	Yellow
Cable length L	0.30 m
Cable properties	drag chain compatible
Tightening torque pigtail	0.6 Nm/0.6 Nm/0.6 Nm

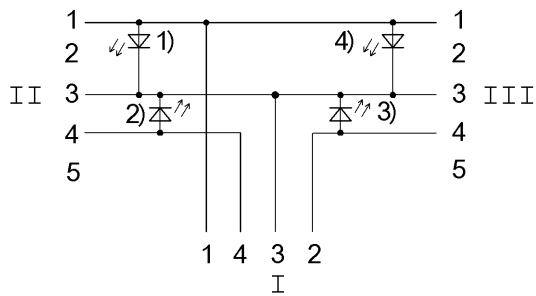
Remarks

Cable construction acc. to UL-AWM Style 20327  
 Flame resistance IEC 332-2

Connector Drawings



Wiring Diagrams



- 1) A Power LED
- 2) A Signal LED
- 3) B Power LED
- 4) B Signal LED