

1) Tightening torque



Basic features

Approval/Conformity	CE cULus WEEE UKCA
Principle of operation	Processor unit

Display/Operation

Function indicator	System Failure Status, LED red BUS Failure Status, LED red Ready, LED green Link/Activity Port2, LED green Link/Activity Port1, LED green
---------------------------	---

Electrical connection

Connection (COM 1)	Port 1: M12x1-Female, 4-pin, D-coded
Connection (COM 2)	Port 2: M12x1-Female, 4-pin, D-coded
Connection (IO-Link/Service)	M12x1-Female, 5-pin, A-coded
Connection (supply voltage IN)	M12x1-Male, 4-pin
Connection slots	H1: M12x1-Female, 5-pin H2: M12x1-Female, 5-pin H3: M12x1-Female, 5-pin H4: M12x1-Female, 5-pin
Connector port 01, note type	for all VU/VM/VL-3... with connector, 4-pin

Electrical data

Current consumption typ. at 24 V DC	150 mA
IO-Link function	Master (max. 500 mA)
Nominal voltage	24 VDC
Operating voltage U_b	24 V DC LPS Class 2
Residual ripple max.	10 %

Multi-Frequency Processor
BIS V-6108-048-C008
Order Code: BIS01H7



Environmental conditions

Ambient temperature	0...60 °C
Continuous shock load	yes
EN 60068-2-27, Shock	yes
EN 60068-2-32 Free fall	yes
EN 60068-2-6, Vibration	yes
EN 61000-4-3 (1400...2000 MHz)	Severity level 3A
EN 61000-4-3 (2000...2700MHz)	Severity level 2A
EN 61000-4-3, 80...1000 MHz	Severity level 3A
IP rating	IP65, with connector

Functional safety

MTTF (40 °C)	63.7 a
--------------	--------

Interface

Auxiliary interfaces, number	1x IO-Link
IO-Link version	1.1
Interface	Profinet I/O (IRT) 2 port Switch

Material

Housing material	Zinc, Die casting
------------------	-------------------

Mechanical data

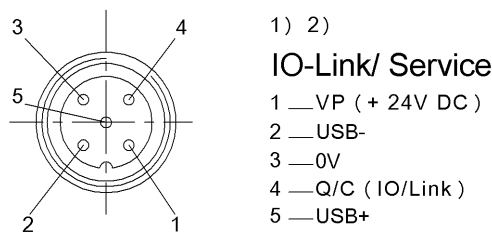
Application weight	750.00 g
Dimension	48 x 62 x 172 mm

Remarks

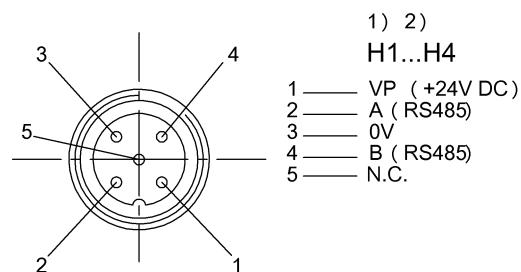
When installing, the technical standards and regulations of the corresponding countries must be observed.
 Values are under rated conditions unless otherwise specified.
 Current consumption when 4 read/write heads and IO-Link device are connected to the IO-Link port max. 2 A
 For more information about MTTF and B10d see MTTF / B10d Certificate

Indication of the MTTF- / B10d value does not represent a binding composition and/or life expectancy assurance; these are simply experiential values with no warranty implications. These declared values also do not extend the expiration period for defect claims or affect it in any way.

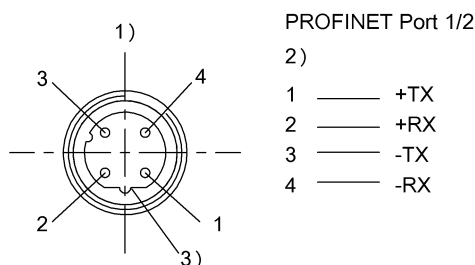
Connector Drawings



- 1) View towards connector
- 2) Female 5-pin/ Function



- 1) View towards connector
- 2) Female 5-pin/ Function



- 1) View towards connector
- 2) Female 4-pin/ Function
- 3) Coding D

