

1) Power green, 2) LED yellow for Signal 1 (NO), 3) Slot numbering



## Basic features

<b>Approval/Conformity</b>	CE UKCA cULus WEEE
<b>Scope of delivery</b>	Part labels (11x) Cover cap (3x)

## Display/Operation

<b>Power indicator</b>	Green LED
<b>Switching function display</b>	Yellow LED (6x)

## Electrical connection

<b>Connection slots</b>	6x M8x1-Female, 3-pin
-------------------------	-----------------------

## Electrical data

<b>Isolation resistance</b>	≥ 10 GOhm
<b>Operating voltage <math>U_b</math></b>	10...30 VDC
<b>Output current max.</b>	1.5 A
<b>Rated operating voltage <math>U_e</math> DC</b>	24 V
<b>Total current max.</b>	1.5 A

## Environmental conditions

<b>Ambient temperature</b>	-25...80 °C
<b>IP rating</b>	IP67, when threaded in

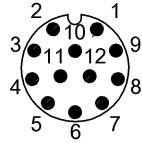
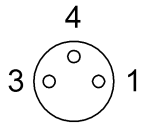
## Material

<b>Housing material</b>	PBT, GF
<b>Material contact carrier</b>	PBT
<b>Material contacts</b>	Bronze (CuSn6), nickel layer

## Mechanical data

<b>Casting</b>	yes
<b>Dimension</b>	111 x 30 x 26.6 mm
<b>Mounting part</b>	M4 (2x)
<b>Tightening torque</b>	1.2 Nm ±0.2 (M4)
<b>Tightening torque pigtail</b>	0.4 Nm + 0.1 Nm (M8 connector)

## Connector Drawings



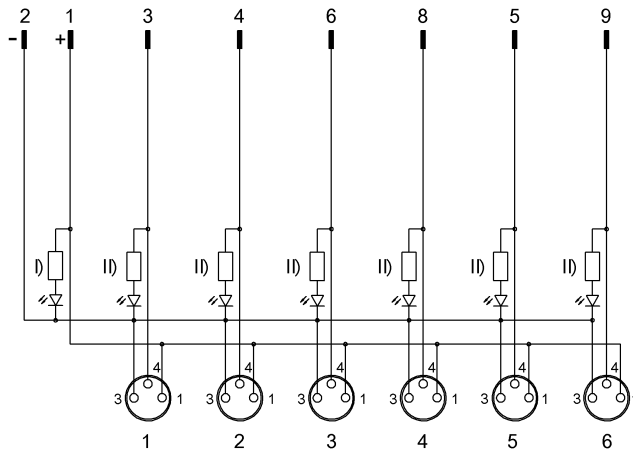
I/O ports

PIN 1: +24V

PIN 3: 0V

PIN 4: Normally open

## Wiring Diagrams



I) LED green

II) LED yellow