

6

5

4

3

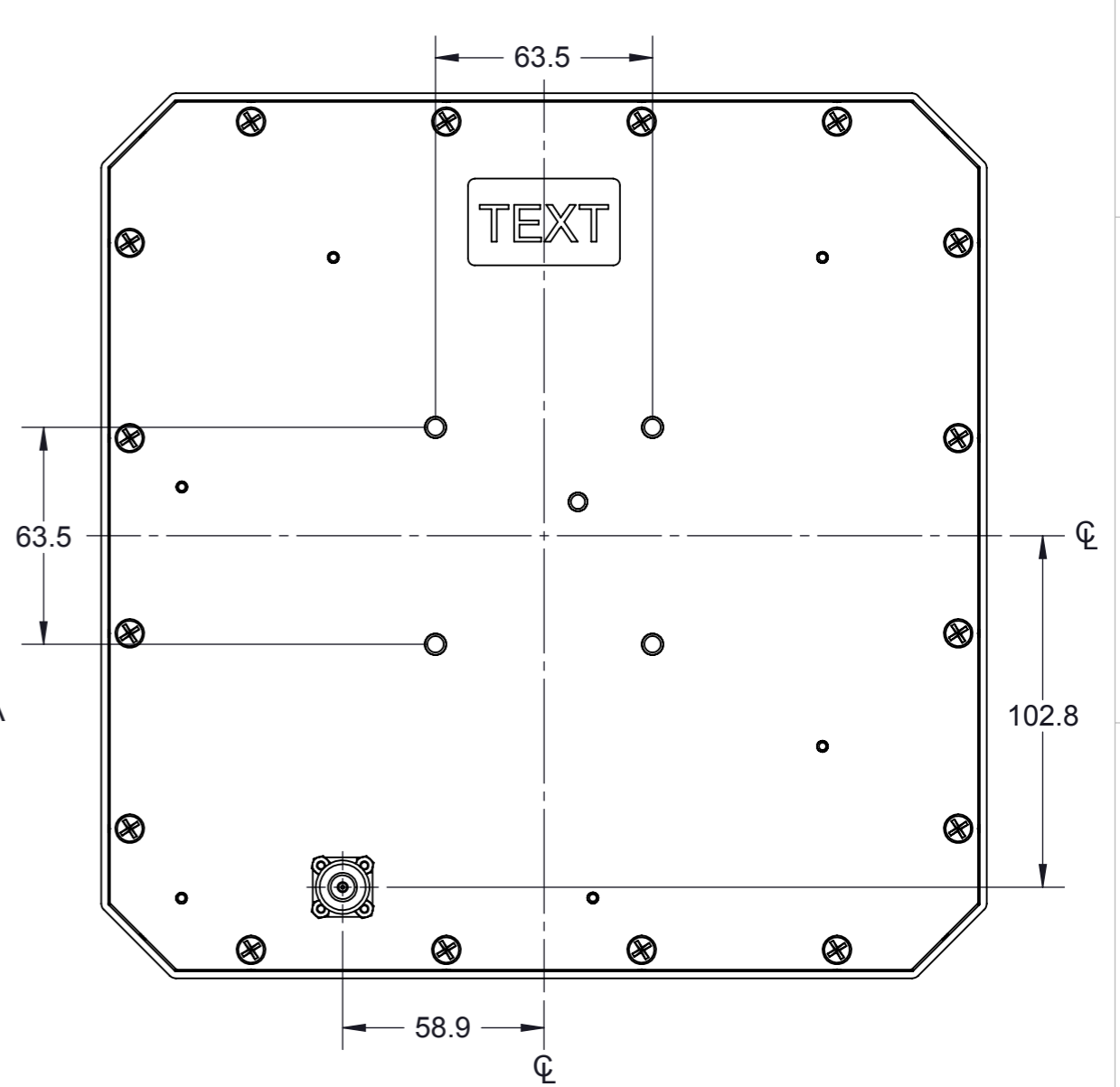
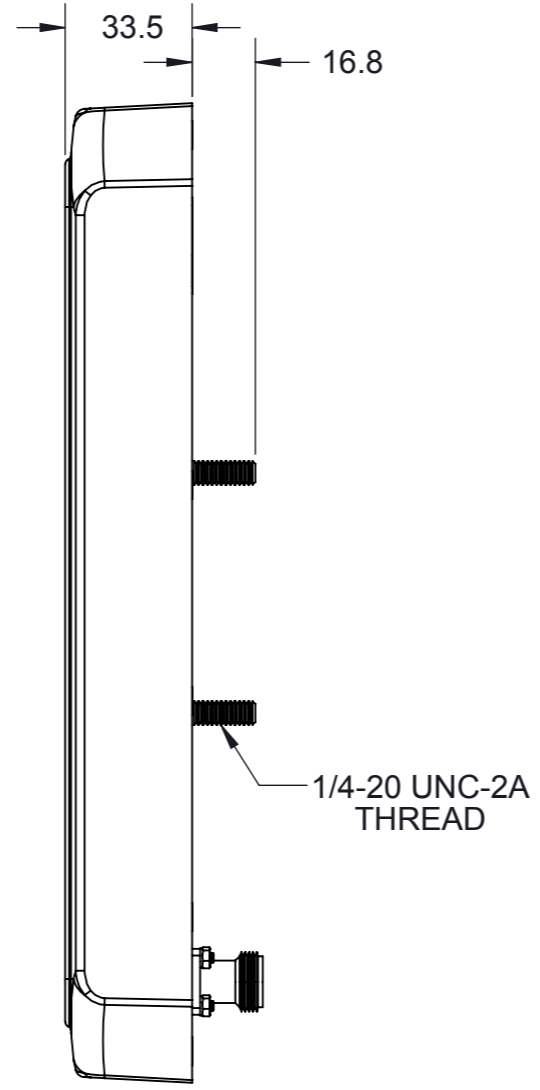
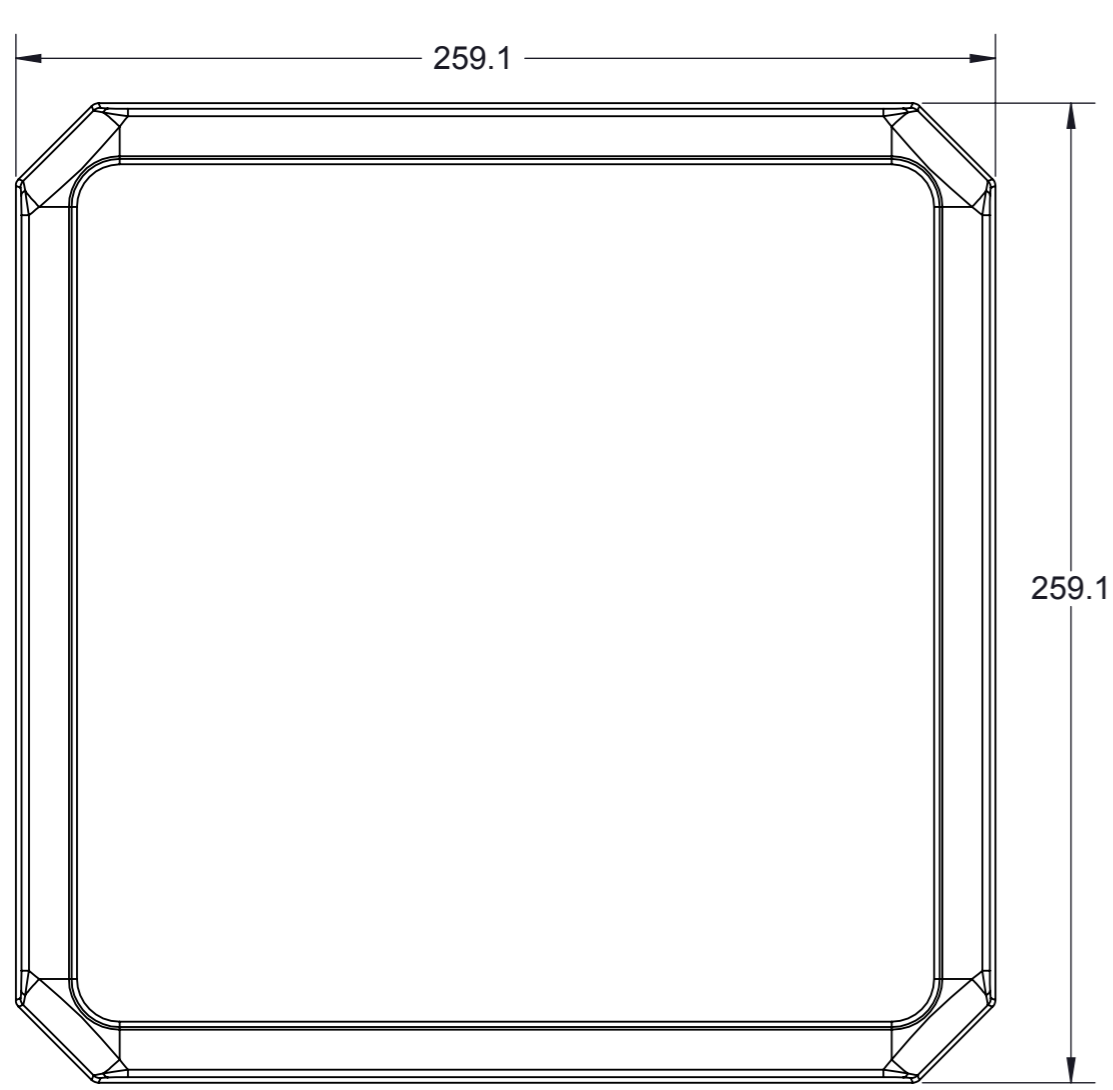
2

1

REVISIONS					
REV.	ECR#	ZONE	DESCRIPTION	CHANGED BY/DATE	APPROVED BY/DATE
AA			PRODUCTION RELEASE	S.J. 7/9/2012	S.J. 7/9/2012

D

D



C

C

B

B

Parameter	Performance
Antenna Part Number	PAR90209H-FNF
Frequency	902-928 MHz
Gain	9dBic
Polarization	Right Hand Circular
VSWR	1.3:1
Beamwidth (3dB)	70° x 70°
Front to Back Ratio	20 dB
Axial Ratio	1 dB Typical
RF Connector	Fixed Type N-female
Power	10 Watts
Weight	1.0 kg

A

A

The component(s), including any plating, finishes, coatings, chemicals and surfaces treatments, supplied in this document/drawing must conform and comply with the latest issue of Laird Technologies Specification LT-GES-001, which fully includes but is not limited to all contents of EU Directives 2002/95/EC (RoHS Directive), as well as includes requirements of the Joint Industry Guide standard JIG-101, April 2005. The component(s) in this document/drawing may be subject to a full compound analysis for proof of compliance. The latest issue of Laird Technologies Specification LT-GES-001, (General Specification for the Environment) is readily available upon request from the supplier.

UNLESS OTHERWISE NOTED, THIS DOCUMENT CONTAINS LAIRD TECHNOLOGIES CONFIDENTIAL INFORMATION. REPRODUCTION, USE, DISCLOSURE OR TRANSMITTAL OF ALL OR ANY PART OF THIS DOCUMENT IS PROHIBITED EXCEPT TO THE EXTENT APPROVED IN WRITING BY AN AUTHORIZED REPRESENTATIVE OF LAIRD TECHNOLOGIES. LAIRD TECHNOLOGIES RESERVES ALL RIGHTS UNDER PATENTS, TRADEMARKS, COPYRIGHTS AND TRADE SECRETS. COPYRIGHT, LAIRD TECHNOLOGIES 2010, ALL RIGHTS RESERVED.

MATERIAL: N/A		THIRD ANGLE PROJECTION
FINISH: N/A		
APPROVALS		DO NOT SCALE DRAWING INTERPRET DIMENSIONING AND TOLERANCING IN ACCORDANCE WITH ASME Y14.5M-2009 TOLERANCES UNLESS OTHERWISE SPECIFIED DIMENSIONS ARE IN MILLIMETERS
DRAWN BY	DATE	
PROJ. ENG.	DATE	
APPL. MECH.	DATE	
MFG.	DATE	ANGLE: 0 PLACE DECIMAL: ±30' 1 PLACE DECIMAL: ±0.5 2 PLACE DECIMAL: ±0.13 SURFACE ROUGHNESS 1.6/√

Laird TECHNOLOGIES

MANCHESTER, NH 03103 USA

TITLE:

**PAR90209H-FNF
MOUNTING & OUTLINE**

SIZE A3	DWG. NO. PAR90209H-FNFMO	REV AA
SCALE: 1:2	PREVIOUS#	SHEET 1 OF 1

6

5

4

3

2

1