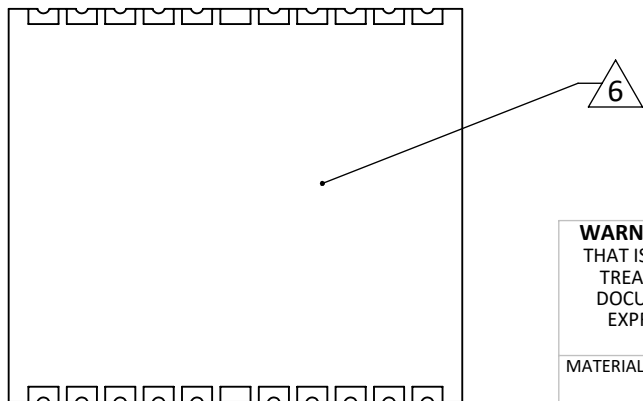
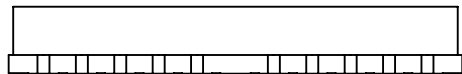
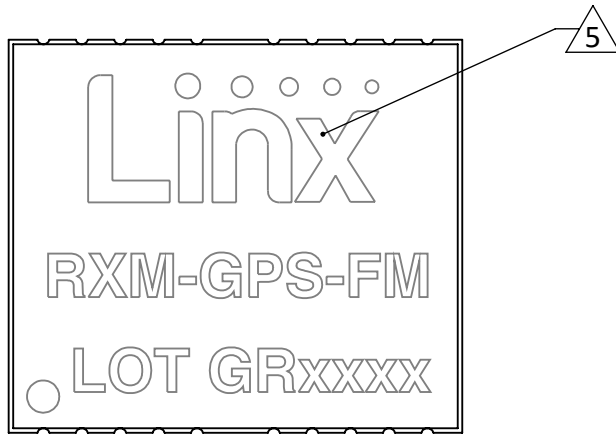


REVISIONS			
REV	DESCRIPTION	DATE	APPV
A	INITIAL RELEASE OF LINX INTERNAL DRAWING	9-JUL-13	CRM



NOTES: (UNLESS OTHERWISE SPECIFIED)

1. ALL DIMENSIONS ARE IN INCHES [mm].
2. DIMENSIONS APPLY AFTER FINISHING.
3. MANUFACTURE TO BE COMPLIANT WITH EU RoHS DIRECTIVE.
4. SAFETY BREAK ALL SHARP CORNERS AND EDGES .02 MAXIMUM.
- 5 LASER ETCH GRAPHICS PER FILE *RXM-GPS-FM MARKING_A_130709.EPS*.
- 6 BOTTOM SURFACE OF PCBA TO BE FREE OF ALL IDENTIFYING NOMENCLATURE.

WARNING: THIS DRAWING CONTAINS PROPRIETARY INFORMATION THAT IS THE SOLE PROPERTY OF LINX TECHNOLOGIES, AND SHALL BE TREATED AS SUCH. NO DISCLOSURE OR REPRODUCTION OF THIS DOCUMENT IS PERMITTED, IN WHOLE OR IN PART, WITHOUT THE EXPRESS WRITTEN PERMISSION OF LINX TECHNOLOGIES OR ITS DESIGNATED AGENTS.



159 ORT LANE
MERLIN, OR 97532

TITLE:
**GPS RECEIVER MODULE
RXM-GPS-FM**

MATERIAL:	INTERPRET DIMENSIONS AND TOLERANCES PER ASME Y14.5.	PROJECTION:
	.X ±2.0 ANGLES: ±1° .XX ±1.00 SURFACE: √ .XXX ±.500	
FINISH:	DRAWN: B.MURPHY DT: 8-JUL-13	
	ENGR: C.MURPHY DT: 9-JUL-13	

SIZE	DWG. NO.	REV
A	C-RXM-GPS-FM	A
SCALE: 4:1	DO NOT SCALE DRAWING	SHEET 1 OF 1