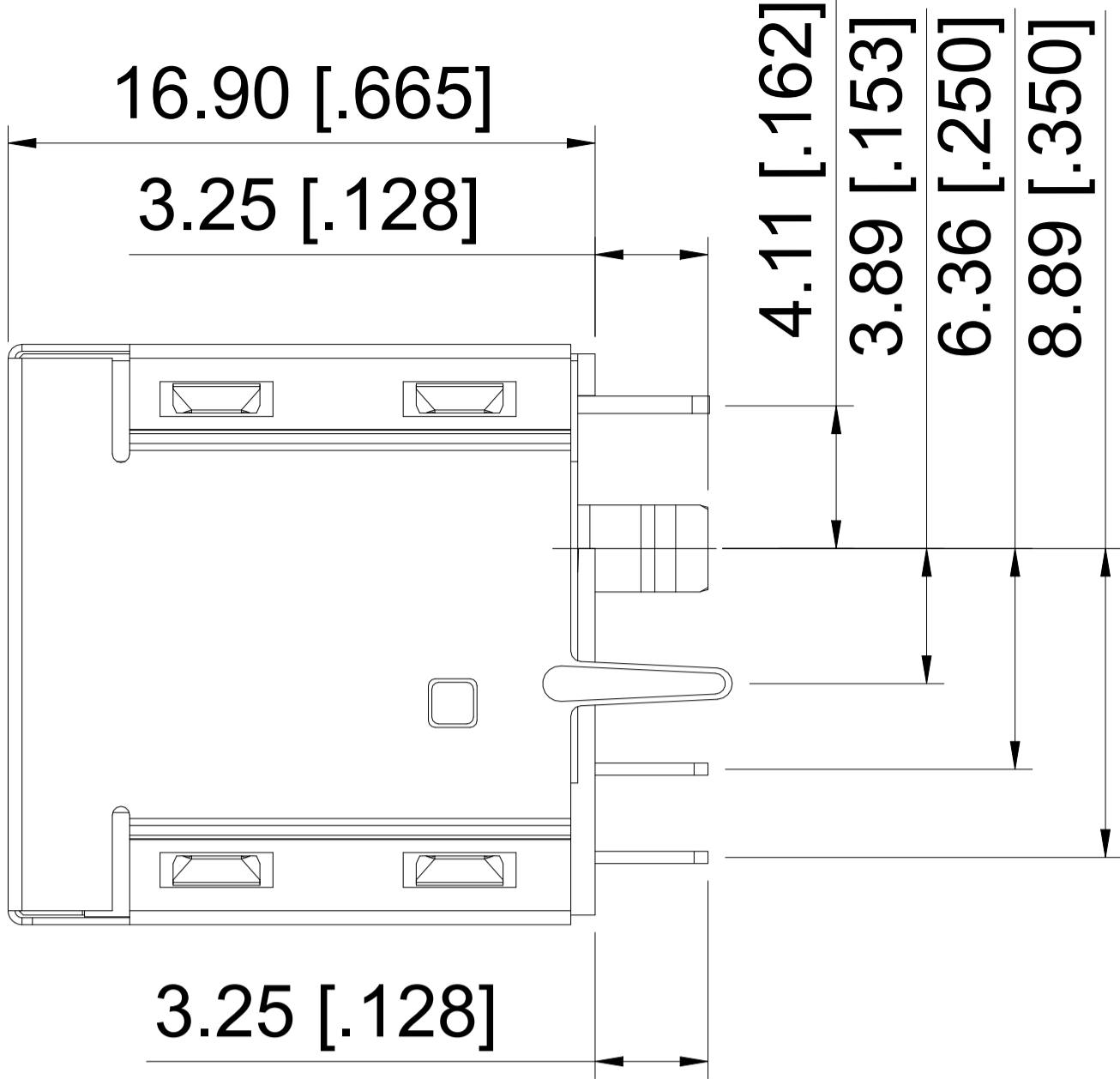
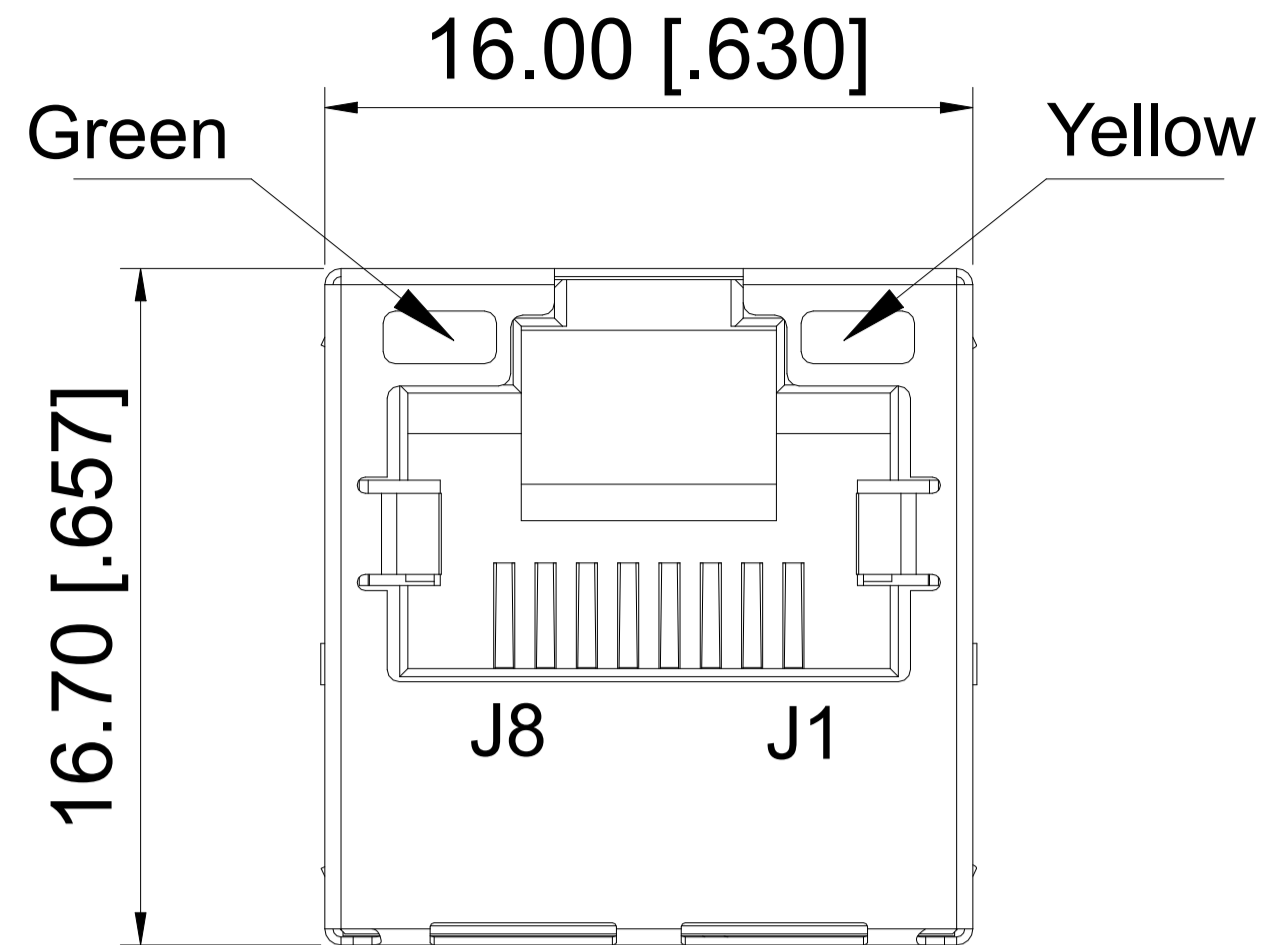
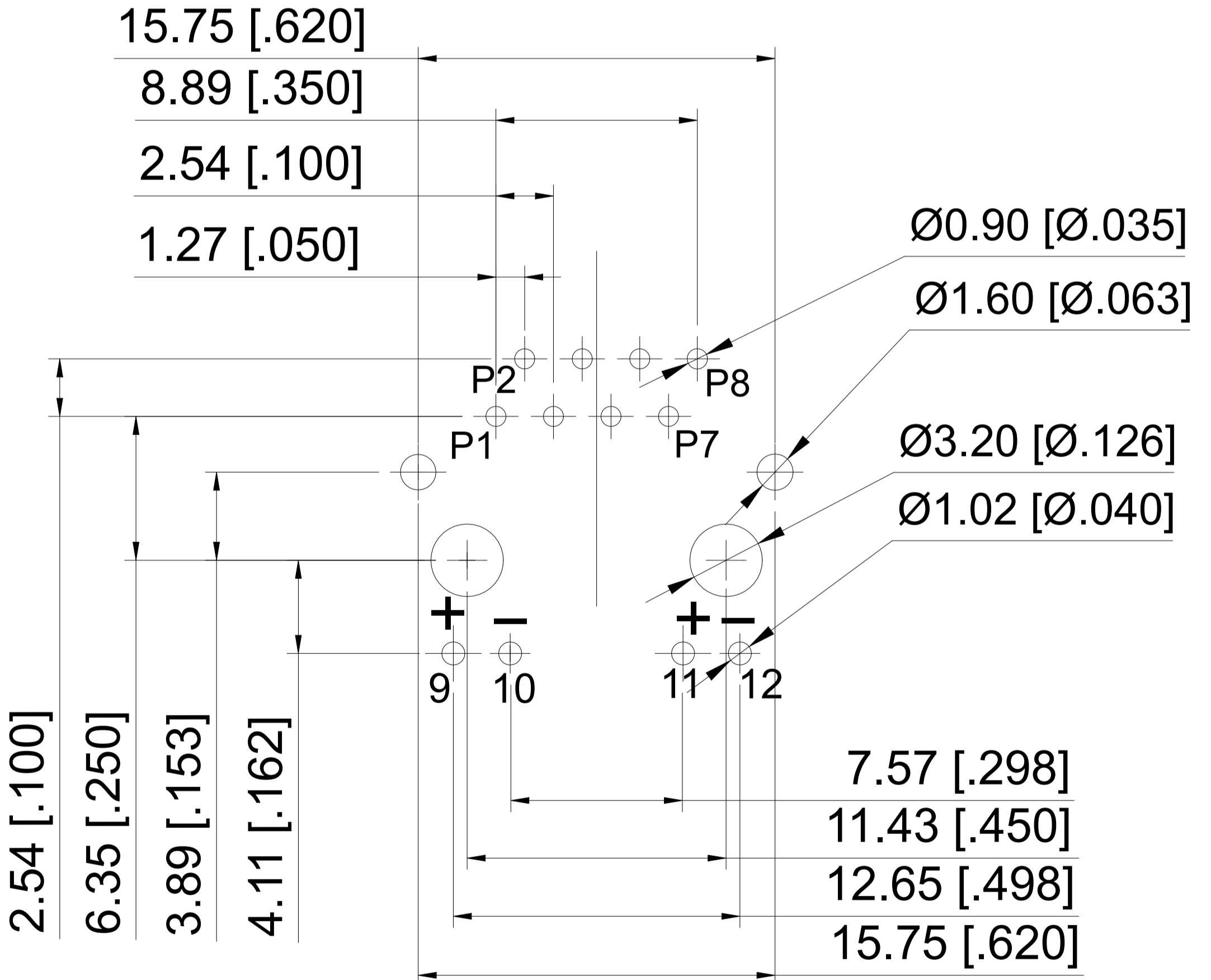
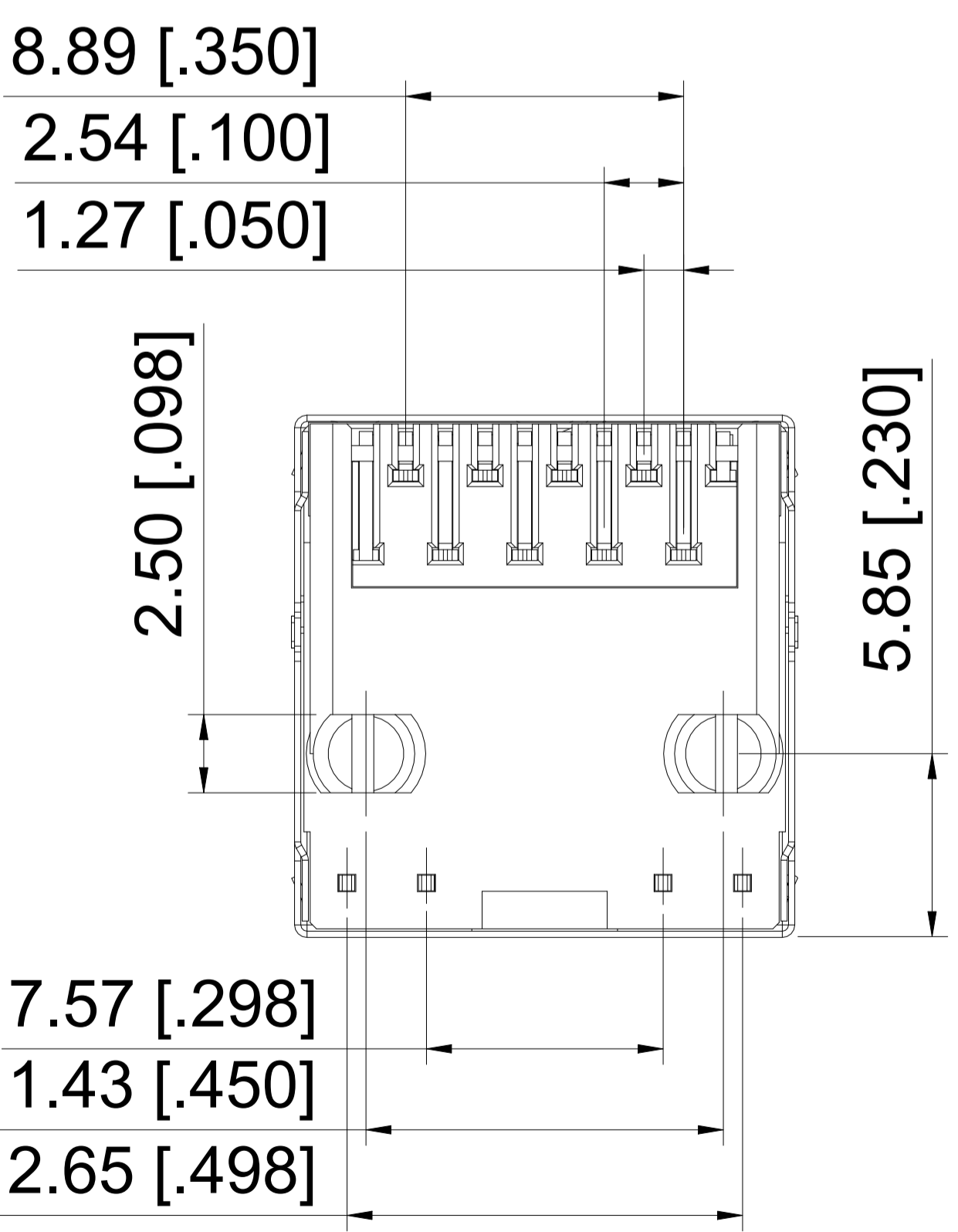



REVISIONS					
P	LTR	DESCRIPTION	DATE	DWN	APVD
A		INITIAL RELEASE	11JUL2024	RK	PSS



NOTES:

- 1.HOUSING MATERIAL:GLASS FILLED PA46(BLACK) UL94V-0(ROHS)
- 2.CONTACT: PHOSPHOR BRONZE,50 MICROINCHES MIN. OVERALL DUCTILE NICKEL UNDERPLATE WITH SELECTED (REFER P/N TABLE) GOLD AT MATING INTERFACE
- 3.SHIELD:0.2mm THICKNESS WITH BRASS.
- 4.JACK CAVITY CONFORMS TO FCC RULES AND REGULATIONS PART 68 SUBPART F
- 5.THE PART IS RECOMMENDED FOR WAVE SOLDERING PROCESS PEAK SOLDERING TEMPERATURE IS 260°C MAX,10 SECS MAX.
- 6.OPERATING TEMPERATURE:0°C TO +70°C. STORAGE TEMPERATURE:-40°C TO +85°C.



RECOMMENDED P.C.B LAYOUT
TOP VIEW (COMPONENT SIDE)
Dimension Tolerances:
PCB LAYOUT
Tolerances:±0.05[.002]

GOLD PLATING THICKNESS	PART NUMBER
GF	2488953-6
0.0762 μm [3μ"]	2488953-5
0.1524 μm [6μ"]	2488953-4
0.381 μm [15μ"]	2488953-3
0.762 μm [30μ"]	2488953-2
1.27 μm [50μ"]	2488953-1

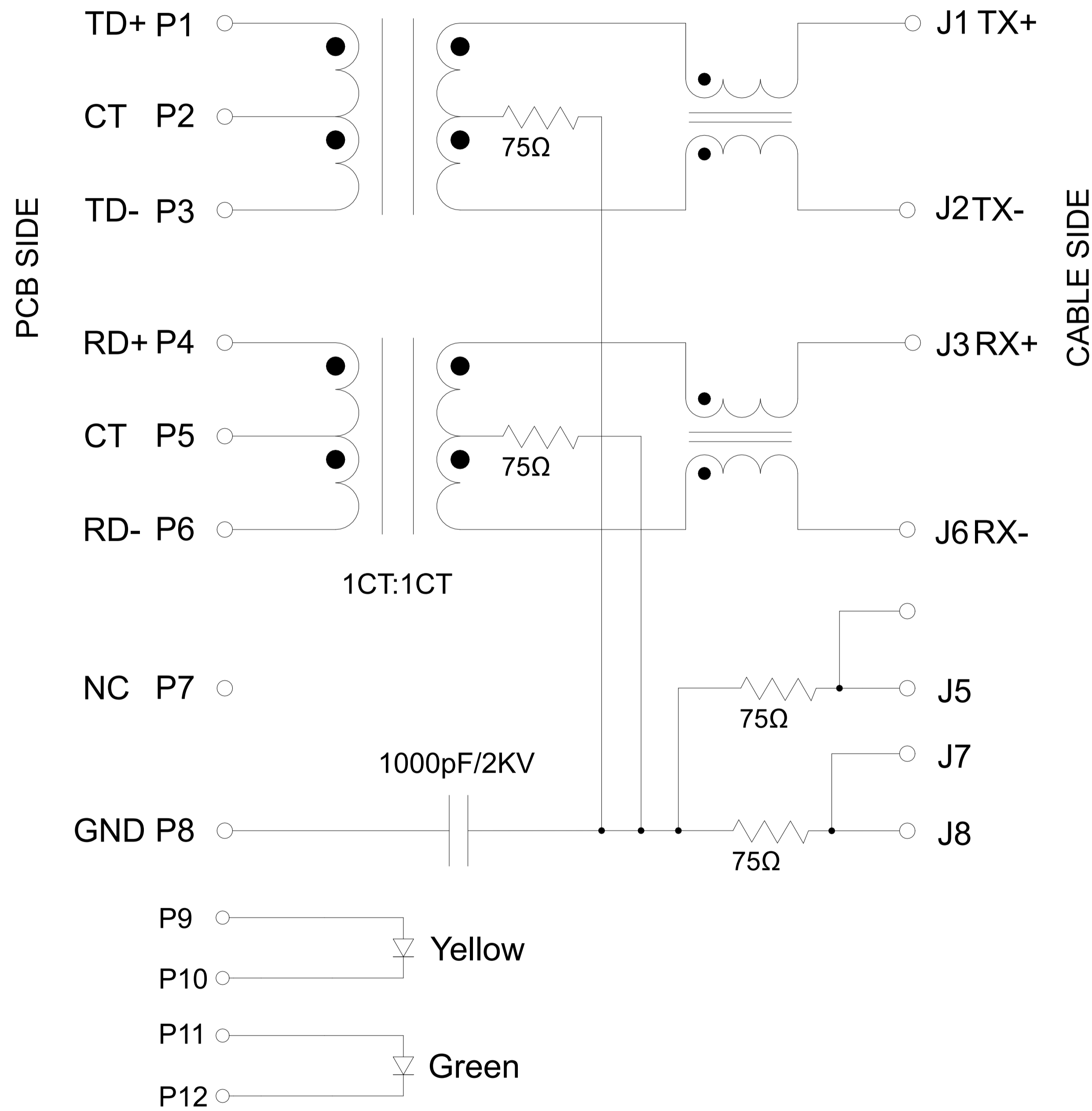
THIS DRAWING IS A CONTROLLED DOCUMENT.

DIMENSIONS: mm [INCHES]	TOLERANCES UNLESS OTHERWISE SPECIFIED: 0 PLC ± 0.10 1 PLC ± 0.25 2 PLC ± 0.25 3 PLC ± . 4 PLC ± . ANGLES ± . 2	DWN: RAMESH KIVADER 13JUN2024 CHK: RAMESH KIVADER 13JUN2024 APVD: PS SATHISH 13JUN2024	NAME: RJ45 1X1 Vertical/Through Hole 10/100Base-T W/LED
MATERIAL:	FINISH:	WEIGHT: 0	SIZE: A1 CAGE CODE: 00779 DRAWING NO: 2488953
CUSTOMER DRAWING		SCALE: 1:1	SHEET 1 OF 2 REV A

TE Connectivity

REVISIONS				
P	LTR	DESCRIPTION	DATE	OWN
-		SEE SHEET 1	-	-

Schematic



PARAMETER	SPECIFICATIONS
OPERATING TEMPERATURE	0°C To +70°C
TURNS RATIO	1:1±2%
INDUCTANCE(OCL)	350uH MIN@100KHz/100mV With 8mA DC Bias
INSERTION LOSS	-1.0dB MAX@0.3MHz-100MHz;
RETURN LOSS (Z out=100 OHM)	-18dB MIN@1MHz-30MHz; -16dB MIN@30MHz-60MHz; -12dB MIN@60MHz-80MHz;-10dB MIN@80MHz-100MHz;
CROSSTALK (ADJACENT CHANNELS)	-30dB MIN@1MHz-100MHz;
COMMON MODE REJECTION RATIO	-30dB MIN@1MHz-100MHz;
HI-POT	2250 VDC@60 SECONDS

LED SPECIFICATION			
STANDARD LED	WAVELENGTH	Farward V(max)	TYP
GREEN	570nm	2.4V	2.2V
YELLOW	590nm	2.5V	2.1V

*WITH A FORWARD CURRENT OF 20mA

THIS DRAWING IS A CONTROLLED DOCUMENT.

DIMENSIONS: mm [INCHES]	TOLERANCES UNLESS OTHERWISE SPECIFIED: 0 PLC ± 0.10 1 PLC ± 0.25 2 PLC ± 0.25 3 PLC ± . 4 PLC ± . ANGLES ± . 2	DWG: RAMESH KIVADER 13JUN2024 CHK: RAMESH KIVADER 13JUN2024 APP'D: PS SATHISH 13JUN2024	NAME: RJ45 1X1 Vertical/Through Hole 10/100Base-T W/LED
MATERIAL:	FINISH:	SIZE: A1 CAGE CODE: 00779 DRAWING NO: C=2488953	RESTRICTED TO: -
CUSTOMER DRAWING		SCALE: 1:1	SHEET 2 OF 2 REV A

TE Connectivity