

1) Tightening torque



Basic features

Approval/Conformity	CE UKCA cULus WEEE FCC (Radio) IC (Radio) KC ETA NBTC IFT
EN 301489-1/-3	EN55022 (Class A)
Principle of operation	Processor unit

Display/Operation

Function indicator	Run EtherCAT, LED green Ready, LED green Error EtherCAT, LED red Link/Activity ECAT Out, LED green Link/Activity ECAT In, LED green
---------------------------	---

Electrical connection

Connection (COM 1)	ECAT In: M12x1-Female, 4-pin, D-coded
Connection (COM 2)	ECAT Out: M12x1-Female, 4-pin, D-coded
Connection (IO-Link/Service)	M12x1-Female, 5-pin, A-coded
Connection (supply voltage IN)	M12x1-Male, 5-pin
Connection slots	H1: M12x1-Female, 5-pin H2: M12x1-Female, 5-pin H3: M12x1-Female, 5-pin H4: M12x1-Female, 5-pin
Connector port 01, note type	for all VU/VM/VL-3... with connector, 4-pin and C-3... with adapter

Electrical data

Current consumption max. at 24 V DC	2 A
Current consumption max. at 24 V DC without load	150 mA
IO-Link function	Master (max. 500 mA)
Nominal voltage	24 VDC
Operating voltage U_b	24 V DC SELV/PELV
Residual ripple max.	10 %

Environmental conditions

Altitude max.	2000 m
Ambient temperature	0...60 °C
Area of operation	Indoor
Contamination scale	2
Continuous shock load	yes
EN 60068-2-27, Shock	yes
EN 60068-2-32 Free fall	yes
EN 60068-2-6, Vibration	yes
IP rating	IP65, with connector
Relative humidity	0...90 %, non-condensing

Remarks

When installing, the technical standards and regulations of the corresponding countries must be observed.
Values are under rated conditions unless otherwise specified.

Current consumption when 4 read/write heads and IO-Link device are connected to the IO-Link port max. 2 A

This device is intended to be supplied by a UL-listed or CSA-certified power supply unit with "Class 2" or LPS power source.

The devices must be installed permanently.

1. Determine a suitable mounting position.

2. Fasten the device with suitable mounting material.

The device can be cleaned with a slightly damp cloth.

Regularly check the function of the device and all associated components through visual and functional tests.

- Shut down the device in the event of malfunctions.

- Secure the system against unauthorized use.

- Check fastening and tighten if necessary.

The product is maintenance-free.

For more information about MTTF and B10d see MTTF / B10d Certificate

Indication of the MTTF- / B10d value does not represent a binding composition and/or life expectancy assurance; these are simply experiential values with no warranty implications. These declared values also do not extend the expiration period for defect claims or affect it in any way.

Functional safety

MTTF (40 °C)	37.9 a
--------------	--------

Interface

Auxiliary interfaces, number	1x IO-Link
IO-Link version	1.1
Interface	EtherCAT

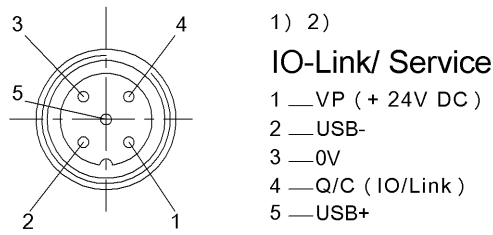
Material

Housing material	Zinc, Die casting
------------------	-------------------

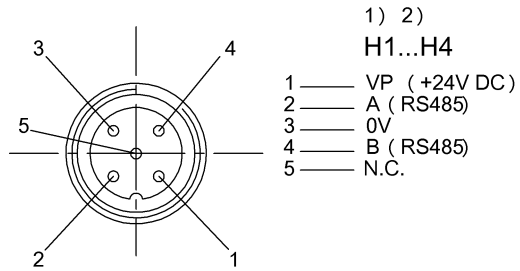
Mechanical data

Application weight	750.00 g
Dimension	48 x 62 x 172 mm

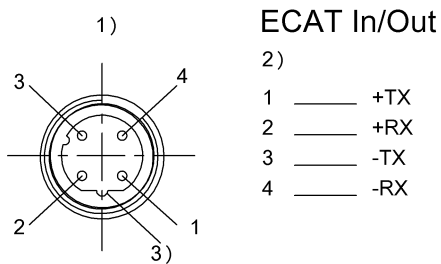
Connector Drawings



- 1) View towards connector
 2) Female 5-pin/ Function



- 1) View towards connector
 2) Female 5-pin/ Function



- 1) View towards connector
 2) Female
 3) Coding D

