

## Basic features

Approval/Conformity	CE cULus UKCA WEEE
---------------------	-----------------------------

## Electrical connection

Bending radius min., fixed cable	5 x D
Bending radius min., flexible cable	10 x D
Cable	PUR Shielded black, 0.3 m, drag chain compatible
Cable diameter D	6.00 mm ±0.15 mm
Cable, bending cycles min.	2 mil.
Conductor cross-section	0.25 mm <sup>2</sup>
Connection 1	M12x1-Female, straight, 8-pin, A-coded
Connection 2	M12x1-Male, straight, 8-pin, A-coded
Number of conductors	8
System	Molded/Molded

## Electrical data

Operating voltage U <sub>b</sub>	30 VDC / 30 VAC
Rated current (40 °C)	2.0 A

## Environmental conditions

Cable temperature UL max., fixed routing	80 °C
Cable temperature UL max., flexible routing	80 °C
Cable temperature, drag chain	-25...60 °C
Cable temperature, fixed routing	-50...90 °C
Cable temperature, flexible routing	-25...90 °C
IP rating	IP67/IP67

## Material

Cable jacket material, note	Shielded
Cable jacket, material	PUR
Cable shield	Copper braid, tin-plated
Material contact carrier	PUR/PUR
Material contacts	Bronze/Brass
Material cover nut	Brass nickel-plated/Brass nickel-plated
Material grip	PUR/PUR

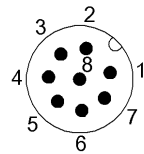
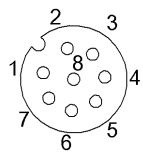
## Mechanical data

Acceleration max., drag chain	5 m/s <sup>2</sup>
Cable jacket, color	black
Cable length L	0.30 m
Cable properties	drag chain compatible
Horizontal travel permitted, drag chain	5 m
Tightening torque pigtail	0.6 Nm/0.6 Nm
Traverse speed max., drag chain	200 m/min
Vertical travel permitted, drag chain	2 m

Remarks

Cable construction acc. to UL-AWM Style 20549  
 Halogen-free per DIN VDE 0472 Part 815  
 Silicone-free  
 Flame resistance per UL FT2  
 Enclosure rating per IEC 60529, only in screwed state with the associated mating piece.  
 360° shield on cover nut

Connector Drawings

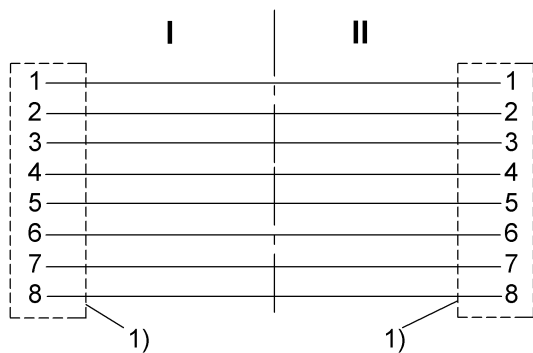


I

II

- |               |               |
|---------------|---------------|
| PIN 1: white  | PIN 1: white  |
| PIN 2: brown  | PIN 2: brown  |
| PIN 3: green  | PIN 3: green  |
| PIN 4: yellow | PIN 4: yellow |
| PIN 5: gray   | PIN 5: gray   |
| PIN 6: pink   | PIN 6: pink   |
| PIN 7: blue   | PIN 7: blue   |
| PIN 8: red    | PIN 8: red    |

Wiring Diagrams (Schematic)



1) Shield on cover nut