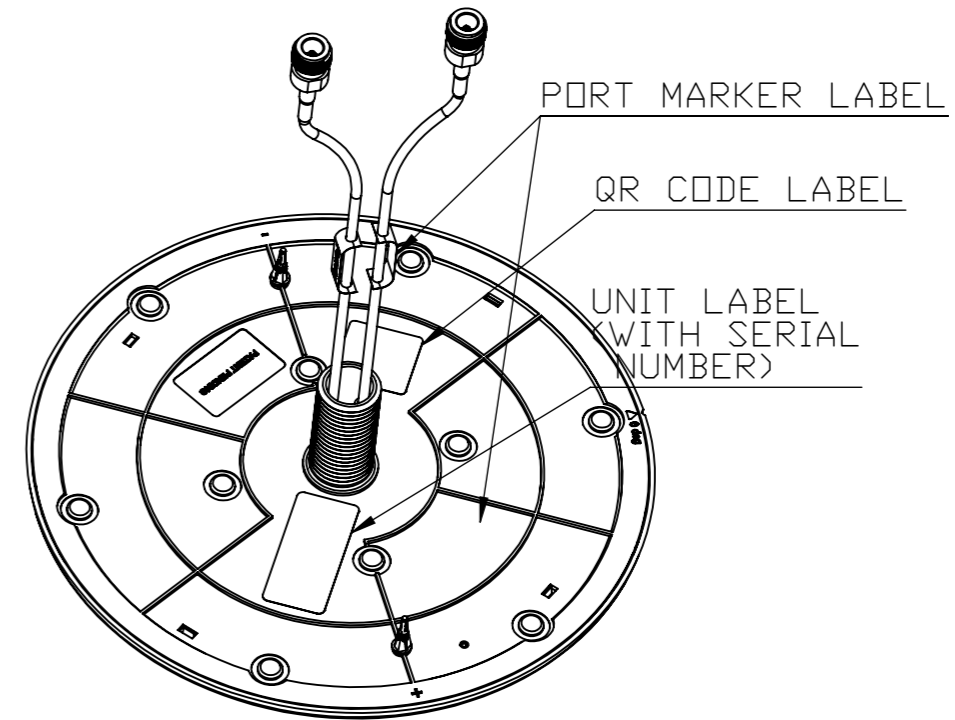
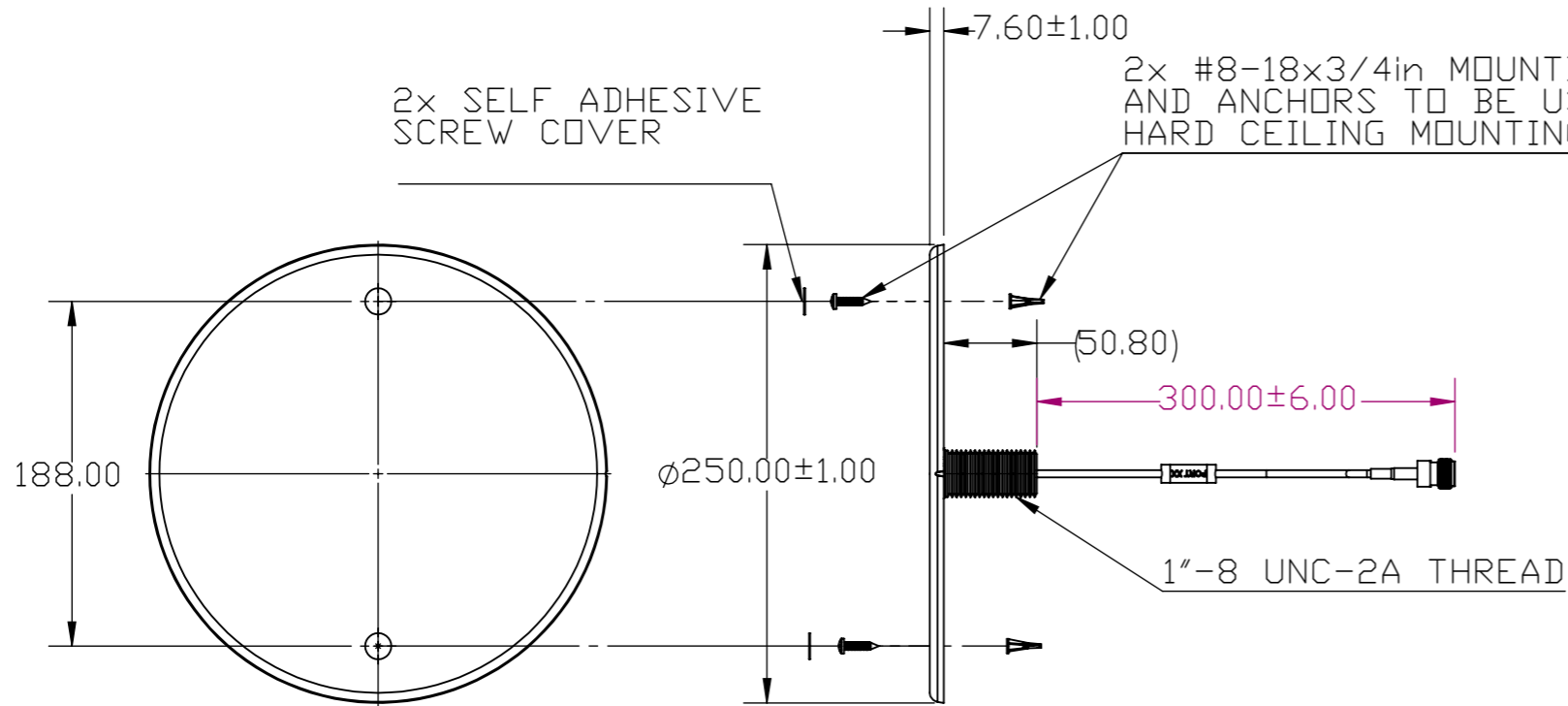


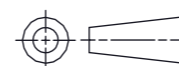
REV	DESCRIPTION	DATE	DWN	APVD
F01	PRODUCTION RELEASED, REMOVED MOUNTING NUT AND GASKET, REVISED SPECIFICATION TABLE	04AUG17	YS TAN	WT NG
F02	(ECN-IAS-06336) REVISED PEAK GAIN FOR 2300-2500MHz FREQ. BAND, REVISED ISOLATION FOR 698-960MHz FREQ. BAND	09AUG17	YS TAN	WT NG
A1	CHANGE TO TE DRAWING FORMAT	19MAY25	PK	C HANG



PARAMETER	SPECIFICATION									
Part No	CFD69383P1-30NF									
Ports	2									
Frequency Bands, MHz	698-806	824-894	880-960	1350-1550	1690-1880	1850-1990	1910-2180	2300-2500	2500-2700	3300-4000
Peak Gain, dBi (Max)	3.8	3.7	4.2	5.0	4.7	4.3	6.0	5.0	5.7	5.4
VSWR, Max	< 1.5:1		< 2.0:1		< 1.8:1			< 2.0:1		
PIM, 3rd Order, 2 x 20W (Max), dBc	< -150				< -150					
Isolation, dB (Min)	> 18		> 13		> 15		> 25	> 28	> 25	
Nominal Impedance, Ω	50									
Polarization	Linear - Horizontal									
Azimuth Beam Width, °	360, Omnidirectional									
Max Power (Ambient 25°C/77°F), Watt	50									
Cable Length, cm/Connector	30/ Type N, Female									
Antenna Dimension (Ht x Dia), mm	7.6 x 250									
Weight (Approximation), g	420									
Antenna Color	White									
Radome	PC, UL94-V0									
Operating Temperature, °C	-30 to +70									
Storage Temperature, °C	-40 to +85									
RoHS Compliance	YES									

THIS DRAWING IS A CONTROLLED DOCUMENT.

DIMENSIONS:
mm



TOLERANCES UNLESS OTHERWISE SPECIFIED:
 0 PLC ± 0.5
 1 PLC ± 0.25
 2 PLC ± 0.13
 3 PLC ± -
 4 PLC ± -
 ANGLES ± 30'

MATERIAL

-

FINISH

N/A

DWN YS TAN 22MAY2017

CHK YJ TEQH 22MAY2017

APVD C HANG 22MAY2017

PRODUCT SPEC REFER TABLE

APPLICATION SPEC

N/A

WEIGHT REFER TABLE

CUSTOMER DRAWING



NAME
OMNI, DBAND, 30cm, NF, HOLES 698-960, 1690-38

SIZE CAGE CODE DRAWING NO RESTRICTED TO

A3 00779 ©-CFD69383P1-30NF

SCALE 1:8 SHEET 1 OF 1 REV A1