

1) Tightening torque



## Basic features

Approval/Conformity	CE UKCA cULus WEEE
Principle of operation	Processor unit

## Display/Operation

Function indicator	Ready, LED green USB, LED green Bus Ready, LED green Link/Activity Port1, LED green
--------------------	--

## Electrical connection

Connection (COM 1)	X1 (Ethernet TCP/IP): M12x1-Female, 4-pin, D-coded
Connection (COM 2)	USB: M12x1-Female, 5-pin, A-coded
Connection (IO-Link/Service)	M12x1-Female, 5-pin, A-coded
Connection (supply voltage IN)	M12x1-Male, 5-pin
Connection slots	H1: M12x1-Female, 5-pin H2: M12x1-Female, 5-pin H3: M12x1-Female, 5-pin H4: M12x1-Female, 5-pin
Connector port 01, note type	for all VU/VM/VL-3... with connector, 4-pin

## Electrical data

Current consumption max. at 24 V DC	5.2 A
Current consumption max. at 24 V DC without load	150 mA
IO-Link function	Master (max. 1700 mA)
Nominal voltage	24 VDC
Operating voltage $U_b$	24 V DC SELV/PELV
Residual ripple max.	10 %

## Environmental conditions

Altitude max.	2000 m
Ambient temperature	0...60 °C
Area of operation	Indoor
Contamination scale	2
Continuous shock load	yes
EN 60068-2-27, Shock	yes
EN 60068-2-32 Free fall	yes
EN 60068-2-6, Vibration	yes
IP rating	IP65, with connector
Relative humidity	0...90 %, non-condensing

## Remarks

When installing, the technical standards and regulations of the corresponding countries must be observed.  
Values are under rated conditions unless otherwise specified.

Current consumption when 4 read/write heads and IO-Link device are connected to the IO-Link port max. 2 A

This device is intended to be supplied by a UL-listed or CSA-certified power supply unit with "Class 2" or LPS power source.

The devices must be installed permanently.

1. Determine a suitable mounting position.

2. Fasten the device with suitable mounting material.

The device can be cleaned with a slightly damp cloth.

Regularly check the function of the device and all associated components through visual and functional tests.

- Shut down the device in the event of malfunctions.

- Secure the system against unauthorized use.

- Check fastening and tighten if necessary.

The product is maintenance-free.

For more information about MTTF and B10d see MTTF / B10d Certificate

Indication of the MTTF- / B10d value does not represent a binding composition and/or life expectancy assurance; these are simply experiential values with no warranty implications. These declared values also do not extend the expiration period for defect claims or affect it in any way.

## Functional safety

MTTF (40 °C)	19 a
--------------	------

## Interface

Auxiliary interfaces, number	1x IO-Link
IO-Link version	1.1
Interface	Ethernet TCP/IP MQTT REST API USB

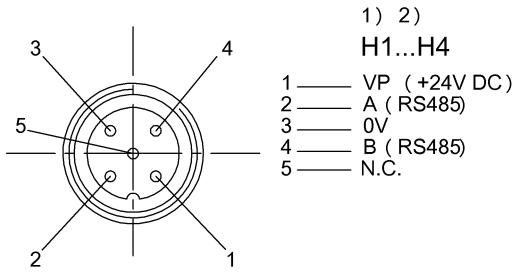
## Material

Housing material	Zinc, Die casting
------------------	-------------------

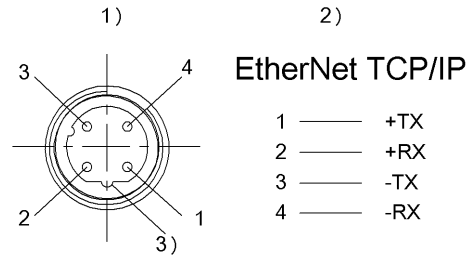
## Mechanical data

Application weight	800.00 g
Dimension	48 x 62 x 172 mm

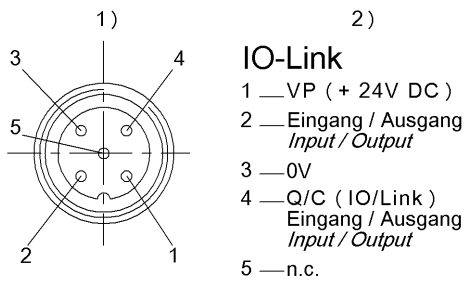
## Connector Drawings



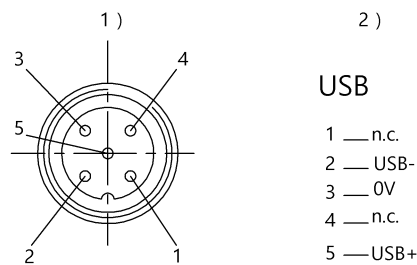
1) View towards connector  
 2) Female 5-pin/ Function



1) View towards connector  
 2) Female  
 3) Coding D



1) View towards connector  
 2) Female 5-pin/ Function



1) View towards connector  
 2) Female 5-pin/ Function

