

NUMBER 1903601

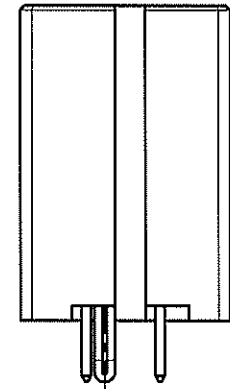


METRIC

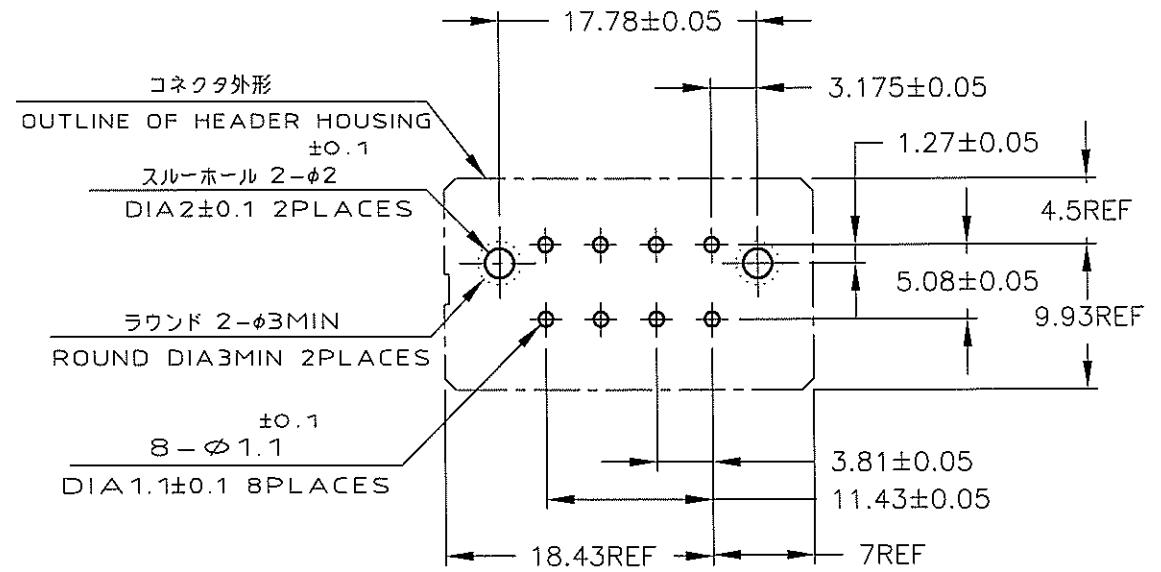
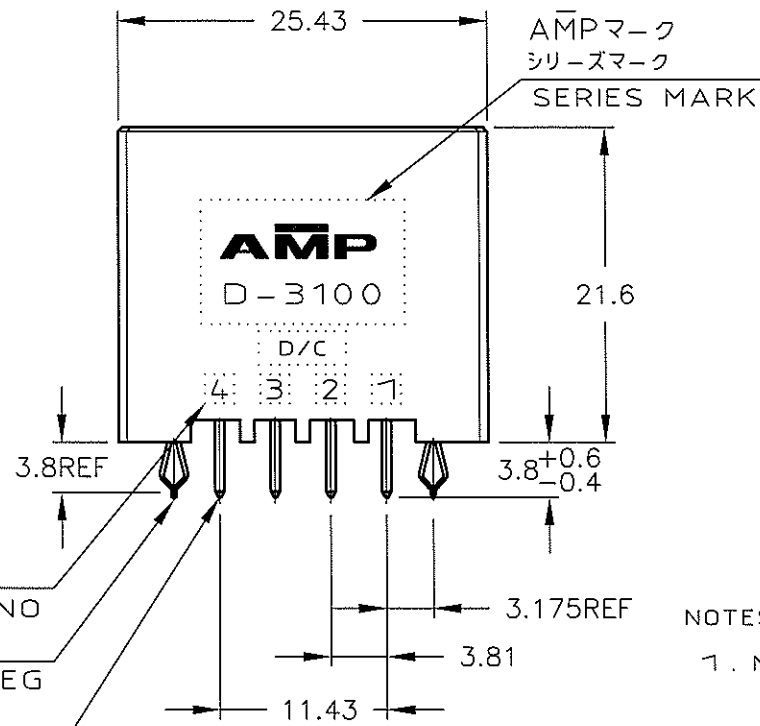
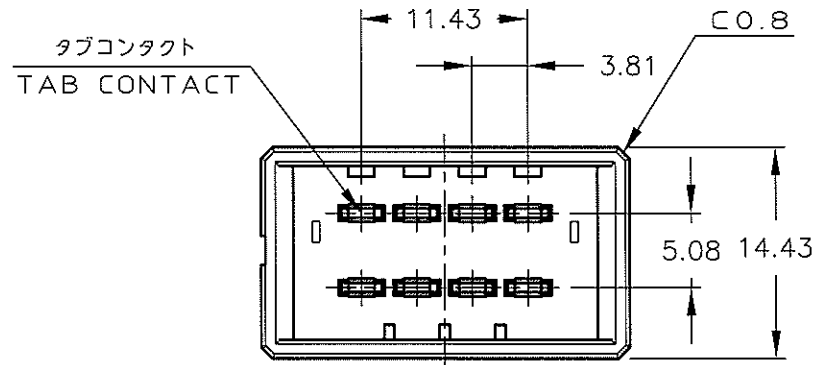
DIMENSIONS IN MILLIMETERS. DO NOT SCALE PRINT

PRINT DIST

AMP-J
REV.10/83



- △6 回路番号
CIRCUIT NO
- △6 リテンションレグ
RETENTION LEG
- △6 コンタクト半田付部
CONTACT TAIL



推奨基板取付け寸法
PC 基板厚: 1.6±0.1
(非累積公差)
(コネクタ搭載面)

RECOMEND PC BOARD HOLE PATTERN
PC BOARD THICKNESS: 1.6±0.1
(NOT ACCUMULATE TOLERANCE)
(CONNECTOR MOUNT SIDE)

NOTES

1. MATERIAL: HOUSING: GLASS FILED THERMO PLASTIC, POLYESTER(94V-0), COLOR: BLACK
CONTACT: COPPER ALLOY
RETENTION LEG: COPPER ALLOY
- △2. FINISH (CONTACT AREA): 0.38μm PdNi & Au PLATING OVER NICKEL
- △3. FINISH (CONTACT AREA): 0.76μm PdNi & Au PLATING OVER NICKEL
- △4. FINISH (CONTACT AREA): 2.0 μm MIN TIN PLATED OVER NICKEL
- △5. FINISH (RETENTION LEG): TIN PLATED (CONTACT TAIL) OVER NICKEL

△6	△4	1903601-5
△6	△3	-
△6	△2	1903601-2
(FINISH)		製品番号 (PART NO.)

C	REVISED PER ECR-25-250788	F.Z	R.B	16JAN 2025
B	REVISED ECR-06 022713	Y.Y	D.M	25SEP 2006
A	RELEASED	TS	DM	7MAR 2006
LTR	REVISION RECORD	DR	CHK	DATE

Copyright © 1994 AMP(Japan) LTD. ALL RIGHTS RESERVED.	
WIRE RANGE mm²(AWG -)	INSULATION DIA mmφ
MATERIAL SEE NOTE 注記参照	FINISH SEE NOTE 注記参照
DR. T.Sakamoto 7MAR2006	DE.
CHK D.MITSUGI 7MAR2006	APP D.MITSUGI 7MAR2006

NAME 8 POS DOUBLE ROW VERTICAL HDR ASS'Y FOR DYNAMIC D-3100			
一般公差 (GENERAL TOLERANCE)	SIZE	LOC	NUMBER
10mmφ : ±0.3 10mmφ 30mmφ : ±0.4 30mmφ 100mmφ : ±0.45 角 度 : ±3'	A3	J	C-1903601
SCALE	REV.	SHEET	
2-1	C	1 OF 1	

(CUSTOMER DRAWING) 顧客用図面